



US00D916640S

(12) **United States Design Patent** (10) **Patent No.:** **US D916,640 S**
Kim (45) **Date of Patent:** **** Apr. 20, 2021**

(54) **DOOR STEP PLATE FOR A VEHICLE**
(71) Applicant: **HYUNDAI MOBIS CO., LTD.**, Seoul (KR)
(72) Inventor: **Hyun Tae Kim**, Yongin-si (KR)
(73) Assignee: **HYUNDAI MOBIS CO., LTD.**, Seoul (KR)

D535,928 S * 1/2007 Crandall D12/203
D548,664 S * 8/2007 Hall D12/203
D559,755 S * 1/2008 Ito D12/203
D620,416 S * 7/2010 Platto D12/203
D632,627 S * 2/2011 Huang-Tsai D12/203
D676,368 S * 2/2013 Cover D12/203
D738,803 S * 9/2015 Zhu D12/203
D817,839 S * 5/2018 Rolfs D12/203
D840,309 S * 2/2019 Huang D12/203
D842,790 S * 3/2019 Moctezuma D12/203

(Continued)

(**) Term: **15 Years**

(21) Appl. No.: **29/710,011**

(22) Filed: **Oct. 18, 2019**

(30) **Foreign Application Priority Data**

Apr. 18, 2019 (KR) 30-2019-0018223

(51) **LOC (13) Cl.** **12-16**

(52) **U.S. Cl.**
USPC **D12/203**

(58) **Field of Classification Search**
USPC D12/203, 221, 400, 415, 419, 424, 191;
D6/582-586, 592-594; D24/124
CPC B60N 3/044; B60N 3/04; B60R 13/01
See application file for complete search history.

(56) **References Cited**

U.S. PATENT DOCUMENTS

D272,430 S * 1/1984 Minichillo D12/203
D291,077 S * 7/1987 Parno D12/203
D292,388 S * 10/1987 Weiler D12/203
D293,667 S * 1/1988 Weiler D12/203
D434,711 S * 12/2000 McQuiston D12/203
D436,336 S * 1/2001 Sadr D12/203
6,382,819 B1 * 5/2002 McQuiston B60Q 1/323
362/487
D473,178 S * 4/2003 Schumacher D12/203
D488,759 S * 4/2004 Hattori D12/203
D514,492 S * 2/2006 Metros D12/203
D534,471 S * 1/2007 Landestoy D12/203

OTHER PUBLICATIONS

“Kia New Telluride Door Sill Plates” Kia., posted date Mar. 6, 2019 [online], [retrieved on Feb. 25, 2021], Retrieved from the Internet <URL: <https://www.amazon.com/Kia-Telluride-Plates-Illuminated-S9F45-AC000/dp/B07PJT1Y6J>> (Year: 2019).*

(Continued)

Primary Examiner — Darlington Ly
Assistant Examiner — Nasim Abdulaziz Ali
(74) *Attorney, Agent, or Firm* — Knobbe Martens Olson & Bear LLP

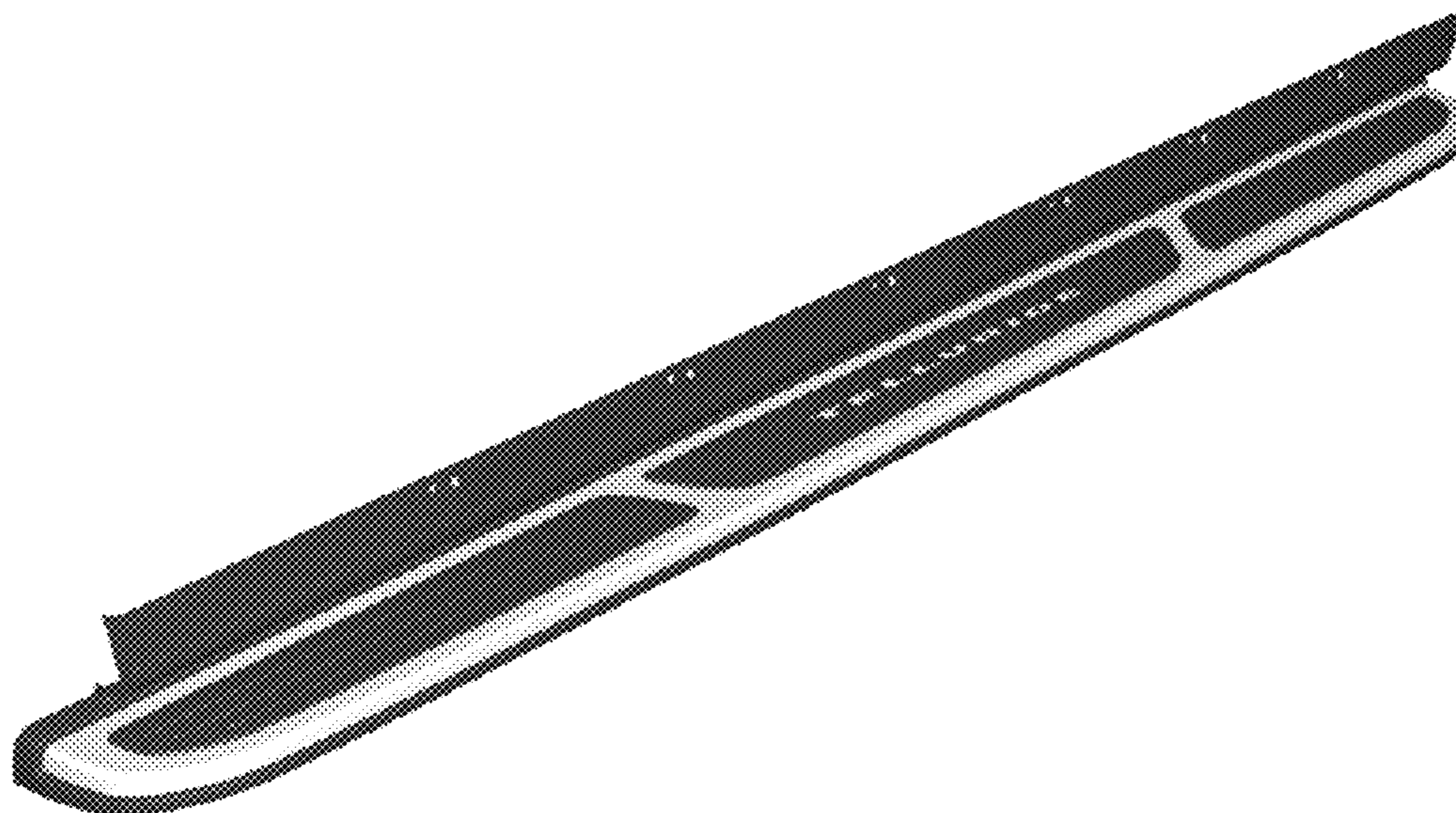
(57) **CLAIM**

The ornamental design for a door step plate for a vehicle, as shown and described.

DESCRIPTION

FIG. 1 is a front perspective view of a door step plate for a vehicle embodying my new design;
FIG. 2 is a front elevation view thereof;
FIG. 3 is a rear elevation view thereof;
FIG. 4 is a left side elevation view thereof;
FIG. 5 is a right side elevation view thereof;
FIG. 6 is a top plan view thereof;
FIG. 7 is a bottom plan view thereof; and,
FIG. 8 is a rear perspective view thereof.

1 Claim, 5 Drawing Sheets



(56)

References Cited

U.S. PATENT DOCUMENTS

D846,469 S * 4/2019 Guo D12/203
D862,337 S * 10/2019 Pinazzo D12/196
D871,292 S * 12/2019 Tsai D12/203

OTHER PUBLICATIONS

“Hyundai Palisade Door Scuff Plates” Hyundai Accessory Store ., posted date May 7, 2019 [online], [retrieved on Feb. 25, 2021], Retrieved from the Internet <URL: https://www.hyundaiaccessorystore.com/hyundai_palisade_door_scuff_plates.html> (Year: 2019).*

“2017-2019 Kia Soul LED Door Sill Plates” Kia Stuff., posted date Jul. 12, 2019 [online], [retrieved on Feb. 25, 2021], Retrieved from the Internet <URL: <https://kiastuff.com/kia-soul-led-door-sill-plates-g124/>> (Year: 2019).*

* cited by examiner

FIG. 1




FIG. 2




FIG. 3



FIG. 4



FIG. 5



FIG. 6



FIG. 7




FIG. 8

