



US00D916615S

(12) **United States Design Patent**
Kamilindi

(10) **Patent No.:** **US D916,615 S**

(45) **Date of Patent:** **** Apr. 20, 2021**

(54) **DIAL**

(71) Applicant: **Harry Winston SA**, Plan-les-Ouates
(CH)

(72) Inventor: **Steve Kamilindi**, Plan-les-Ouates (CH)

(73) Assignee: **Harry Winston SA**, Plan-les-Ouates
(CH)

(**) Term: **15 Years**

(21) Appl. No.: **29/703,536**

(22) Filed: **Aug. 28, 2019**

(30) **Foreign Application Priority Data**

Mar. 4, 2019 (WO) DM/200691

(51) **LOC (13) Cl.** **10-07**

(52) **U.S. Cl.**
USPC **D10/126**

(58) **Field of Classification Search**

USPC D10/30, 31, 32, 33, 34, 35, 36, 37, 38,
D10/39, 122, 123, 124, 125, 126, 128
CPC G04B 19/00; G04B 19/06; G04B 19/065;
G04B 19/08; G04B 19/106; G04B 19/16;
G04B 19/12; G04B 19/18; G04B 19/025;
G04B 19/103; G04B 19/166; G04B
19/20; G04B 19/223

See application file for complete search history.

(56) **References Cited**

U.S. PATENT DOCUMENTS

D478,012 S * 8/2003 Tavenas D10/39
D526,913 S * 8/2006 Calvani D10/39

D586,240 S * 2/2009 Reginelli D10/32
D606,890 S * 12/2009 Bulgari D10/39
D655,631 S * 3/2012 Ruefenacht D10/39
D667,318 S * 9/2012 Jamin D10/39
D830,858 S * 10/2018 Rogers D10/41

FOREIGN PATENT DOCUMENTS

CN 201430179425 * 6/2014

OTHER PUBLICATIONS

Amazon, European Quartz Geometric Watch, posted Dec. 25, 2018, [online], [visited Dec. 22, 2020]. Internet, <URL: <https://www.amazon.co.uk/European-Quartz-Geometric-Casual-Ladies/dp/B07MNLQR3/ref?th=1>> (Year: 2018).*

* cited by examiner

Primary Examiner — Sheryl Lane

Assistant Examiner — Samantha N Wood

(74) *Attorney, Agent, or Firm* — Blank Rome LLP

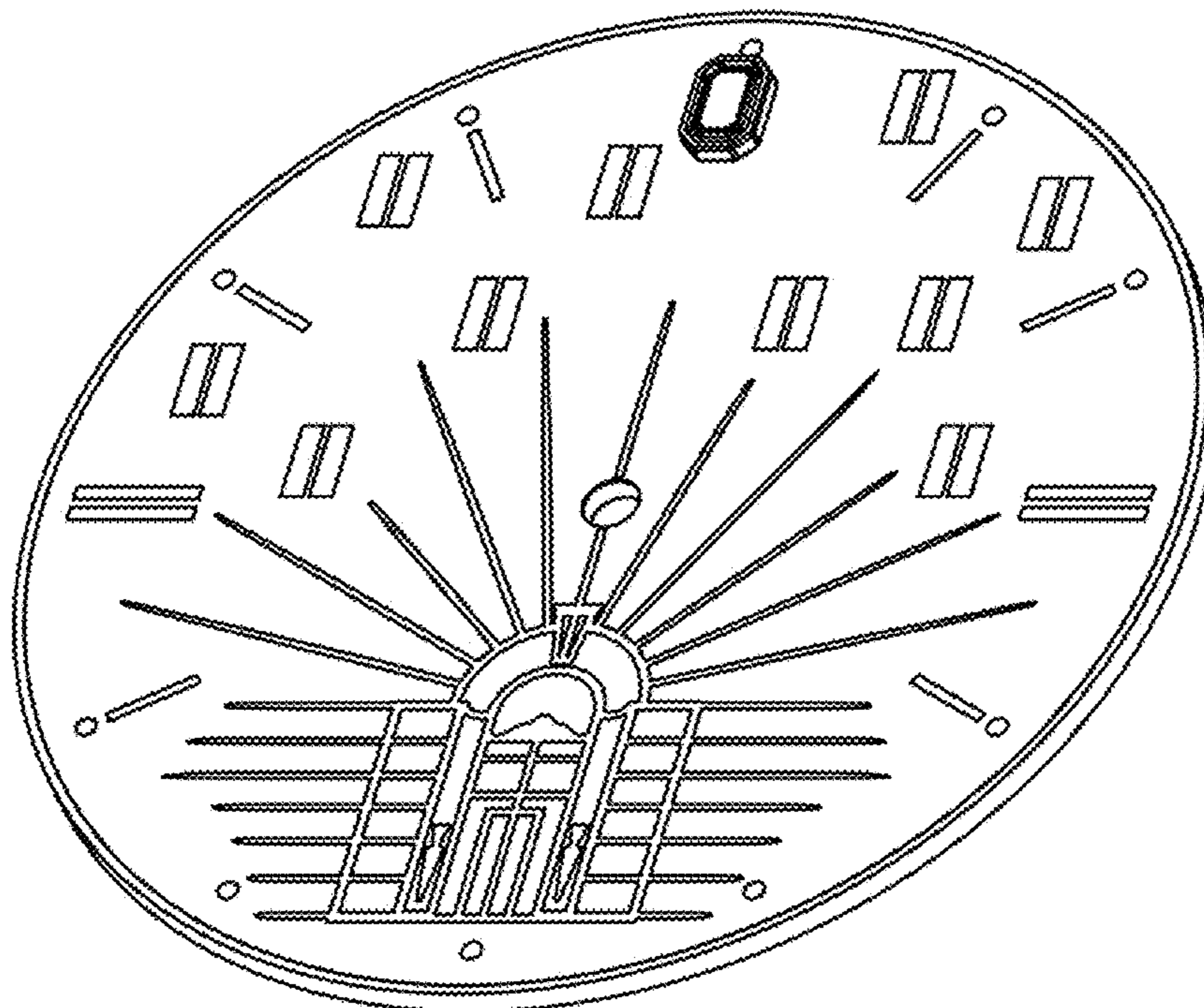
(57) **CLAIM**

The ornamental design for a dial, as shown and described.

DESCRIPTION

FIG. 1 is a front view of a dial of the present design;
FIG. 2 is a rear view thereof;
FIG. 3 is a right side view thereof;
FIG. 4 is a left side view thereof;
FIG. 5 is a top view thereof;
FIG. 6 is a bottom view thereof; and
FIG. 7 is a front perspective view thereof; and,
FIG. 8 is a rear perspective view thereof.

1 Claim, 8 Drawing Sheets



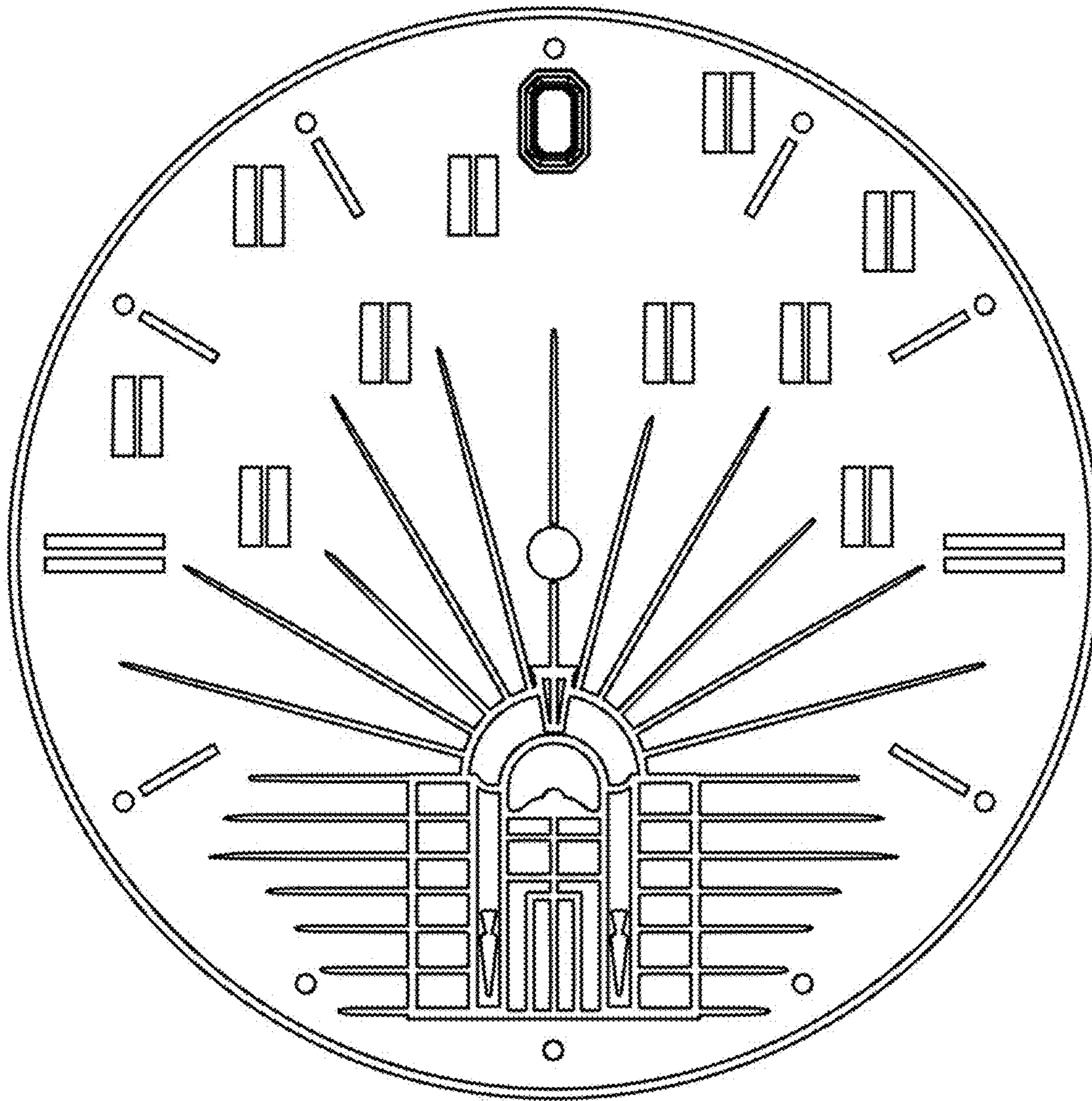


FIG 1

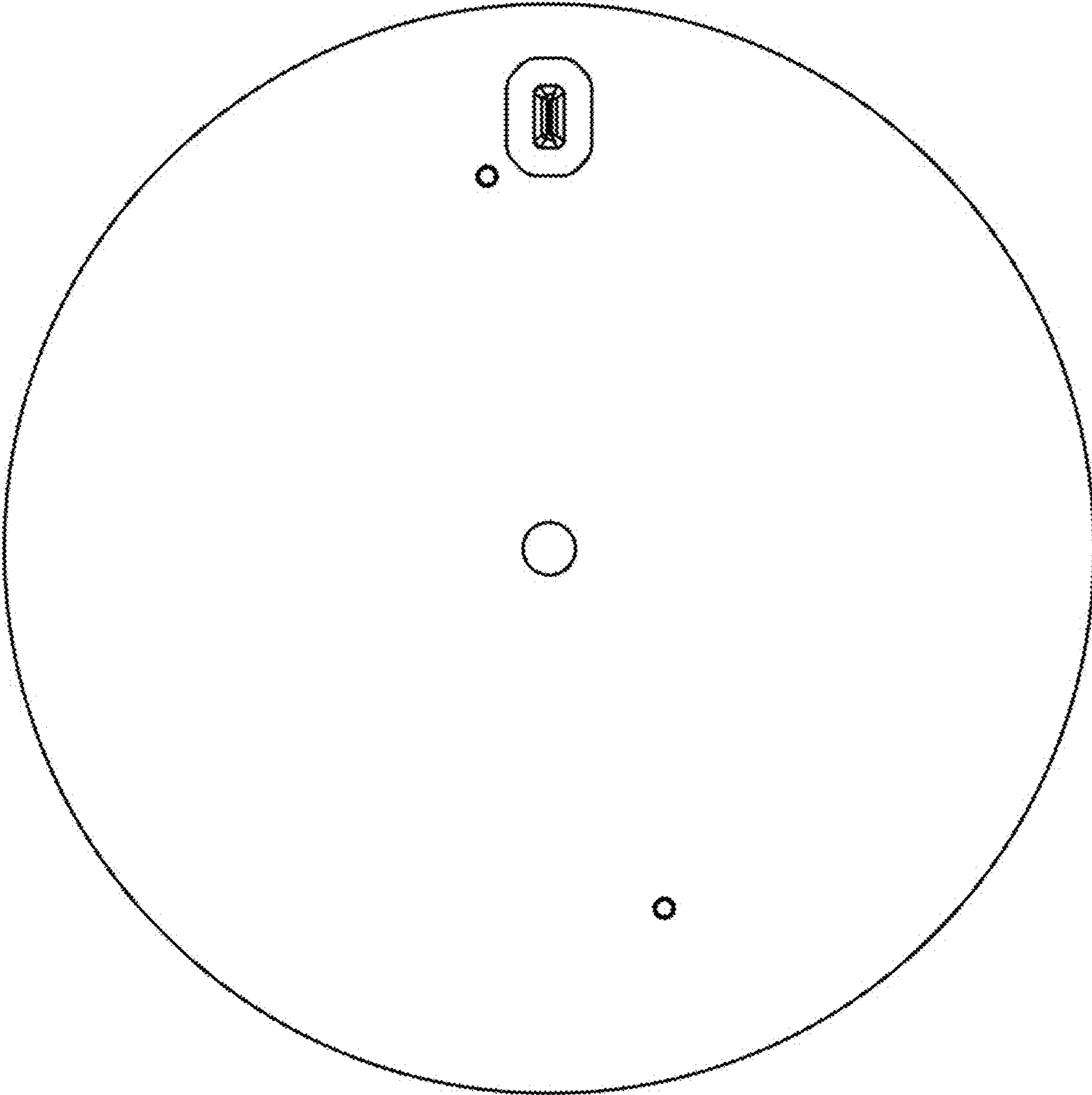


FIG 2




FIG 3




FIG 4

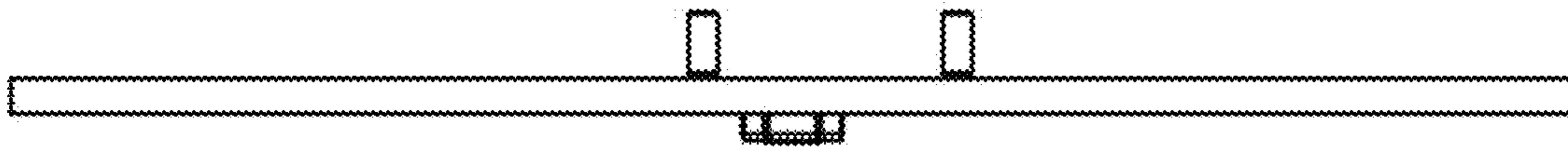


FIG 5

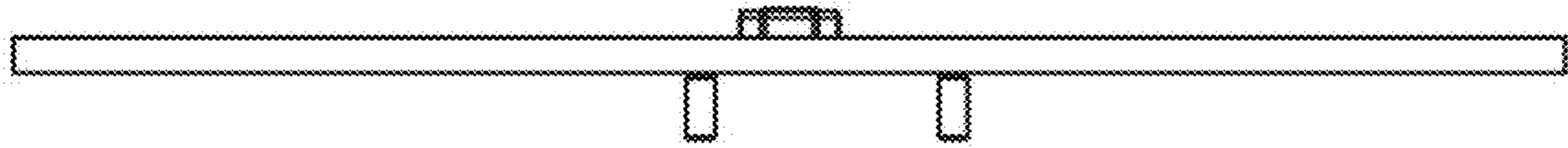


FIG 6

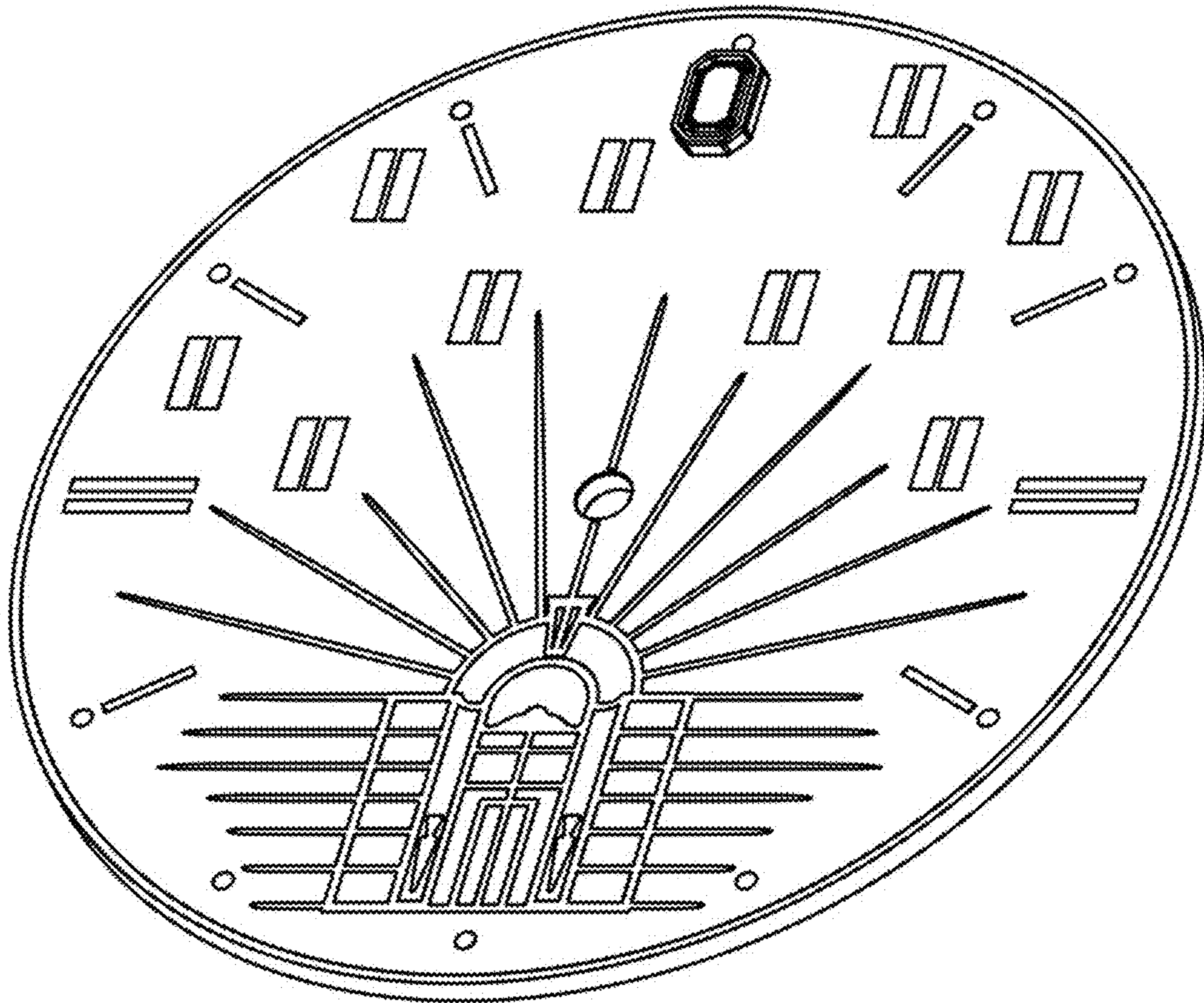


FIG 7

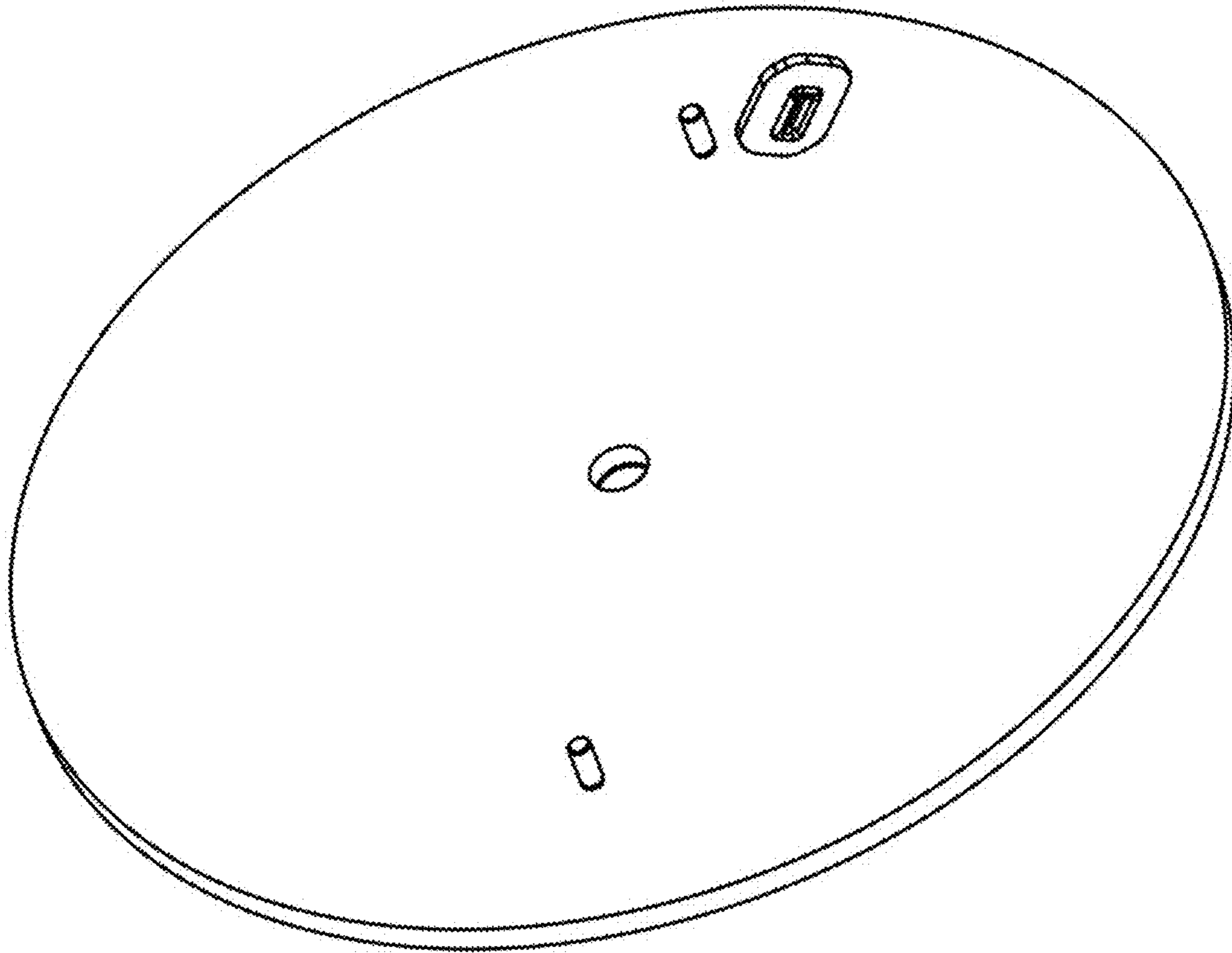


FIG 8