



US00D916607S

(12) **United States Design Patent** (10) **Patent No.:** **US D916,607 S**  
**Takahashi et al.** (45) **Date of Patent:** **\*\* Apr. 20, 2021**

(54) **PHOTOELECTRIC SENSOR**

(71) Applicant: **OMRON Corporation**, Kyoto (JP)

(72) Inventors: **Shunya Takahashi**, Ayabe (JP);  
**Kazunari Komai**, Kameoka (JP);  
**Hiroataka Nakashima**, Fukuchiyama (JP);  
**Jumpei Nakamura**, Ayabe (JP);  
**Tomonari Kawakami**, Yokkaichi (JP);  
**Heita Nada**, Ritto (JP); **Hiroyuki Mizusaki**, Fukuchiyama (JP)

(73) Assignee: **OMRON Corporation**, Kyoto (JP)

(\*\*) Term: **15 Years**

(21) Appl. No.: **29/693,689**

(22) Filed: **Jun. 4, 2019**

(30) **Foreign Application Priority Data**

Apr. 1, 2019 (JP) ..... 2019-007080

(51) **LOC (13) Cl.** ..... **10-04**

(52) **U.S. Cl.**  
USPC ..... **D10/70; D10/106.5**

(58) **Field of Classification Search**  
USPC ..... D10/70, 106.3, 106.8; D13/165  
CPC ..... G01B 11/00; G01B 11/002; G01B 11/005;  
G01B 11/007; G01B 11/02; G01B 11/022; G01B 11/024; G01B 11/026;  
G01B 11/028; G01B 11/03; G01B 11/04;  
G01B 11/043; G01B 11/046; G01B 11/06;  
G01B 11/0608; G01B 11/0616; G01B 11/0625;  
G01B 11/0633; G01B 11/0641; G01B 11/065;  
G01B 11/0658; G01B 11/0666; G01B 11/0675; G01B 11/0683;  
G01B 11/0691; G01B 11/08; G01B 11/10; G01B 11/105;  
G01B 11/12; G01B 11/14; G01B 11/16; G01B 11/161;  
G01B 11/162; G01B 11/164; G01B 11/165;  
G01B 11/167; G01B 11/18; G01B 11/20; G01B 11/22;  
G01B 11/24; G01B 11/2408; G01B 11/2416; G01B

11/2425; G01B 11/2433; G01B 11/2441;  
G01B 11/245; G01B 11/25; G01B 11/2504;  
G01B 11/2509; G01B 11/2513; G01B 11/2518;  
G01B 11/2522; G01B 11/2527; G01B 11/2531;  
G01B 11/2536; G01B 11/254; G01B 11/2545; G01B 11/255;  
G01B 11/26; G01B 11/27; G01B 11/272; G01B 11/275;  
G01B 11/2755; G01B 11/28; G01B 11/285; G01B 11/30;  
G01B 11/303;

(Continued)

(56) **References Cited**

U.S. PATENT DOCUMENTS

10,707,370 B2 \* 7/2020 Mizusaki ..... H01L 31/02325

OTHER PUBLICATIONS

Shunya Takahashi et al., Photoelectric Sensor, Design U.S. Appl. No. 29/693,701, filed Jun. 4, 2019, in the USPTO.

\* cited by examiner

*Primary Examiner* — Antoine Duval Davis

(74) *Attorney, Agent, or Firm* — Capitol City TechLaw

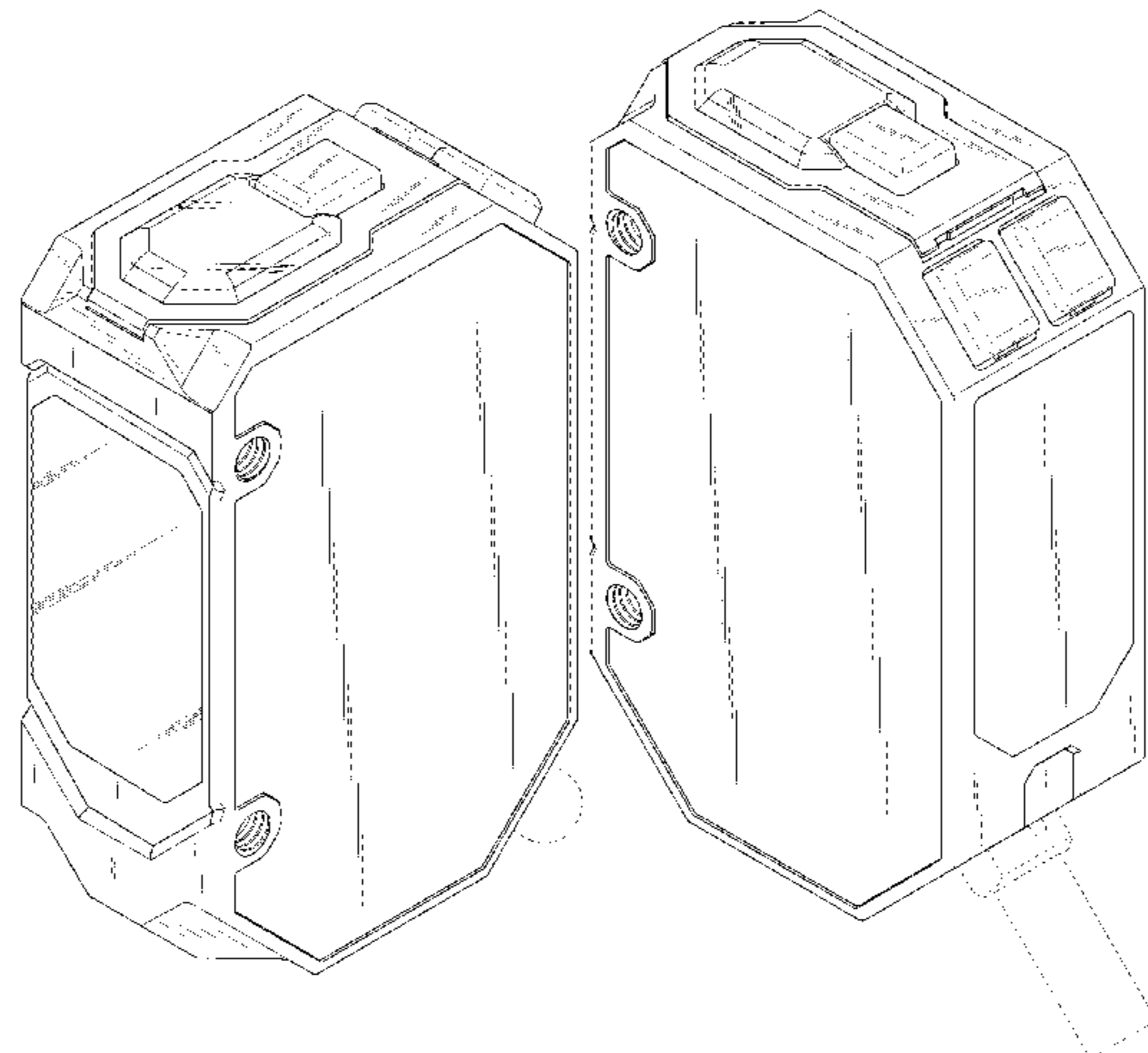
(57) **CLAIM**

The ornamental design for a photoelectric sensor, as shown and described.

**DESCRIPTION**

FIG. 1 is a front, top, and right side perspective view of a photoelectric sensor showing our new design;  
FIG. 2 is a rear, top, and right side perspective view thereof;  
FIG. 3 is a front view thereof;  
FIG. 4 is a rear view thereof;  
FIG. 5 is a left side view thereof;  
FIG. 6 is a right side view thereof;  
FIG. 7 is a top view thereof; and,  
FIG. 8 is a bottom view thereof.

(Continued)



The dashed broken lines in the figures show portions of the photoelectric sensor that form no part of the claimed design.

**1 Claim, 8 Drawing Sheets**

**(58) Field of Classification Search**

CPC . G01B 11/306; G01J 1/00; G01J 1/02; G01J 1/0204; G01J 1/0209; G01J 1/0214; G01J 1/0219; G01J 1/0223; G01J 1/0228; G01J 1/0233; G01J 1/0238; G01J 1/0242; G01J 1/0247; G01J 1/0252; G01J 2001/0257; G01J 2001/0261; G01J 1/0266; G01J 1/0271; G01J 2001/028; G01J 2001/0285; G01J 1/029; G01J 1/0295; G01J 1/18; G01J 1/16; G01V 8/00; G01V 8/005; G01V 8/02; G01V 8/10; G01V 8/12; G01V 8/14; G01V 8/16; G01V 8/18; G01V 8/20; G01V 8/22; G01V 8/24; G01V 8/26; H03K 2014/9634; H03K 17/9629; H03K 17/9631; H03K 17/9636; H03K 17/9638; H03K 2017/9634; H01L 31/153; H01L 31/02322; H01L 31/0232; H01L 31/02325; H01L 31/02327; H01L 31/0203; G01S 17/04; G01S 7/4813

See application file for complete search history.

Fig. 1

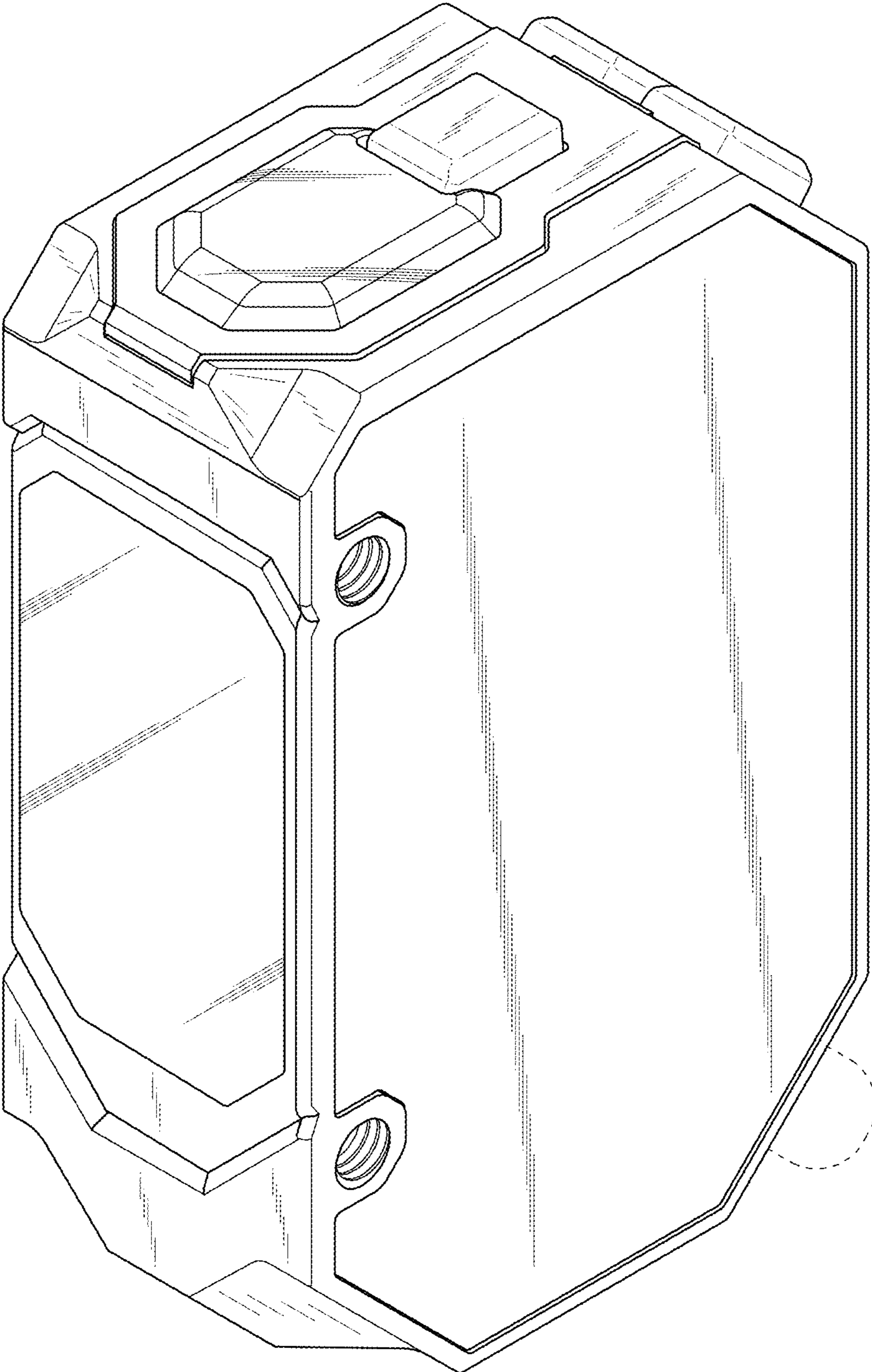


Fig. 2

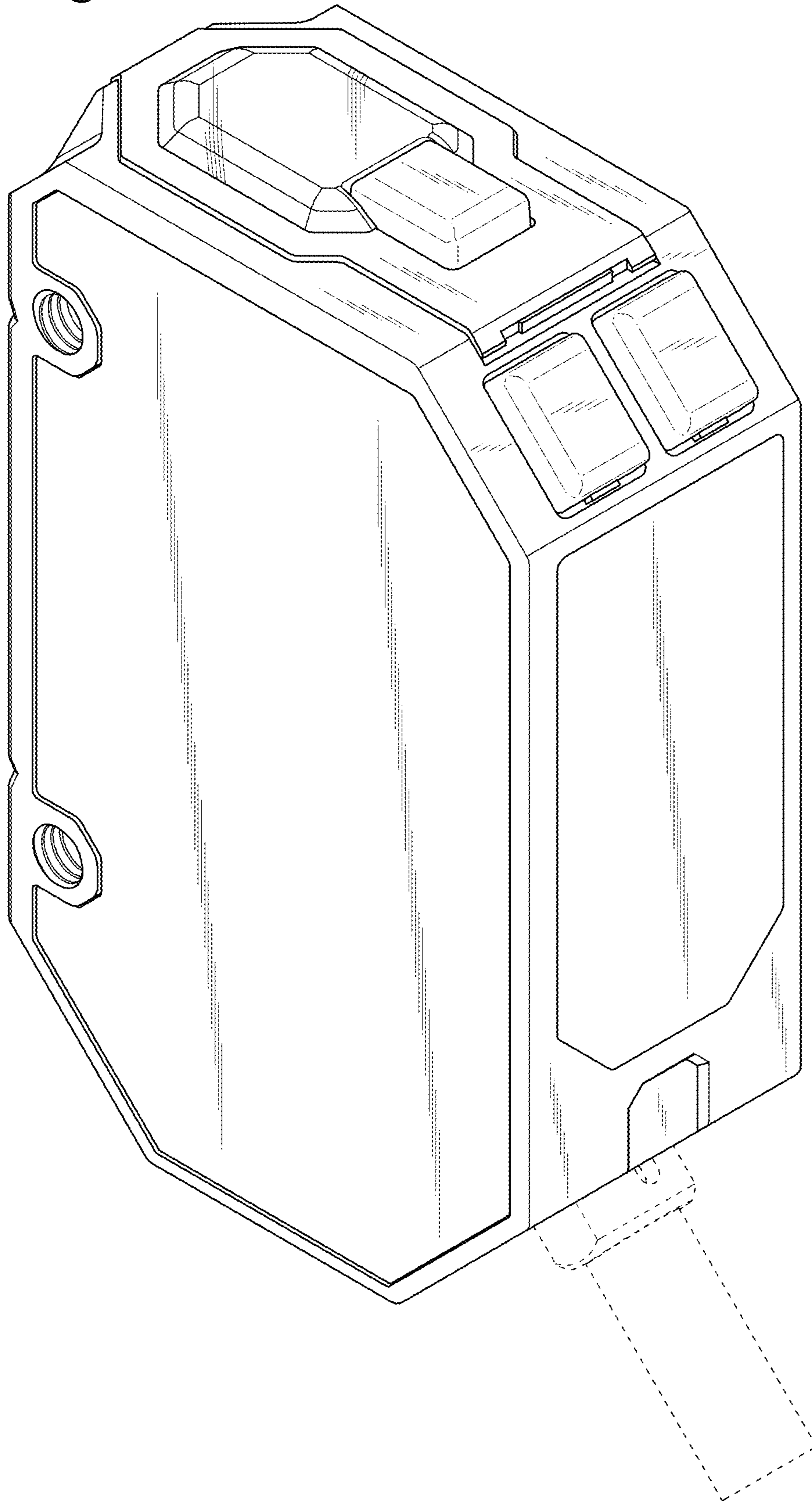


Fig. 3

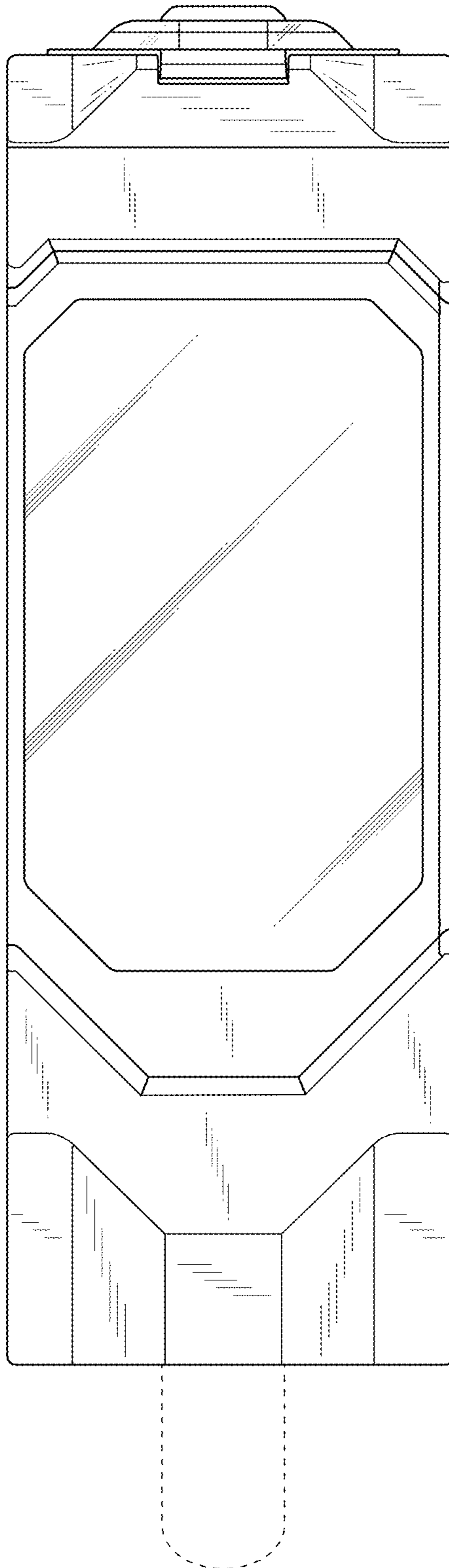


Fig. 4

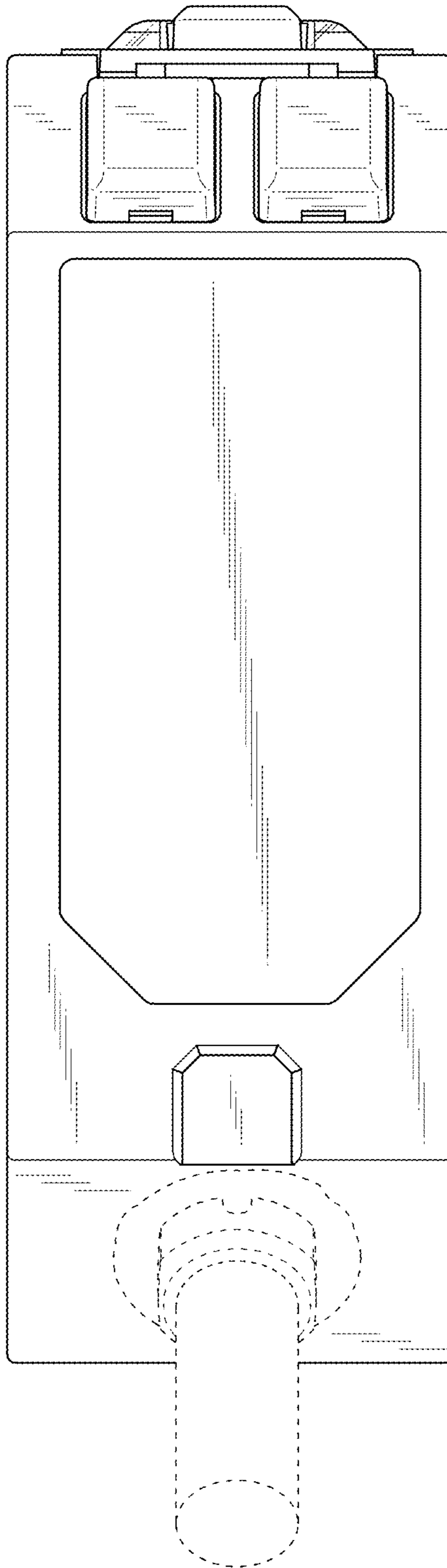


Fig. 5

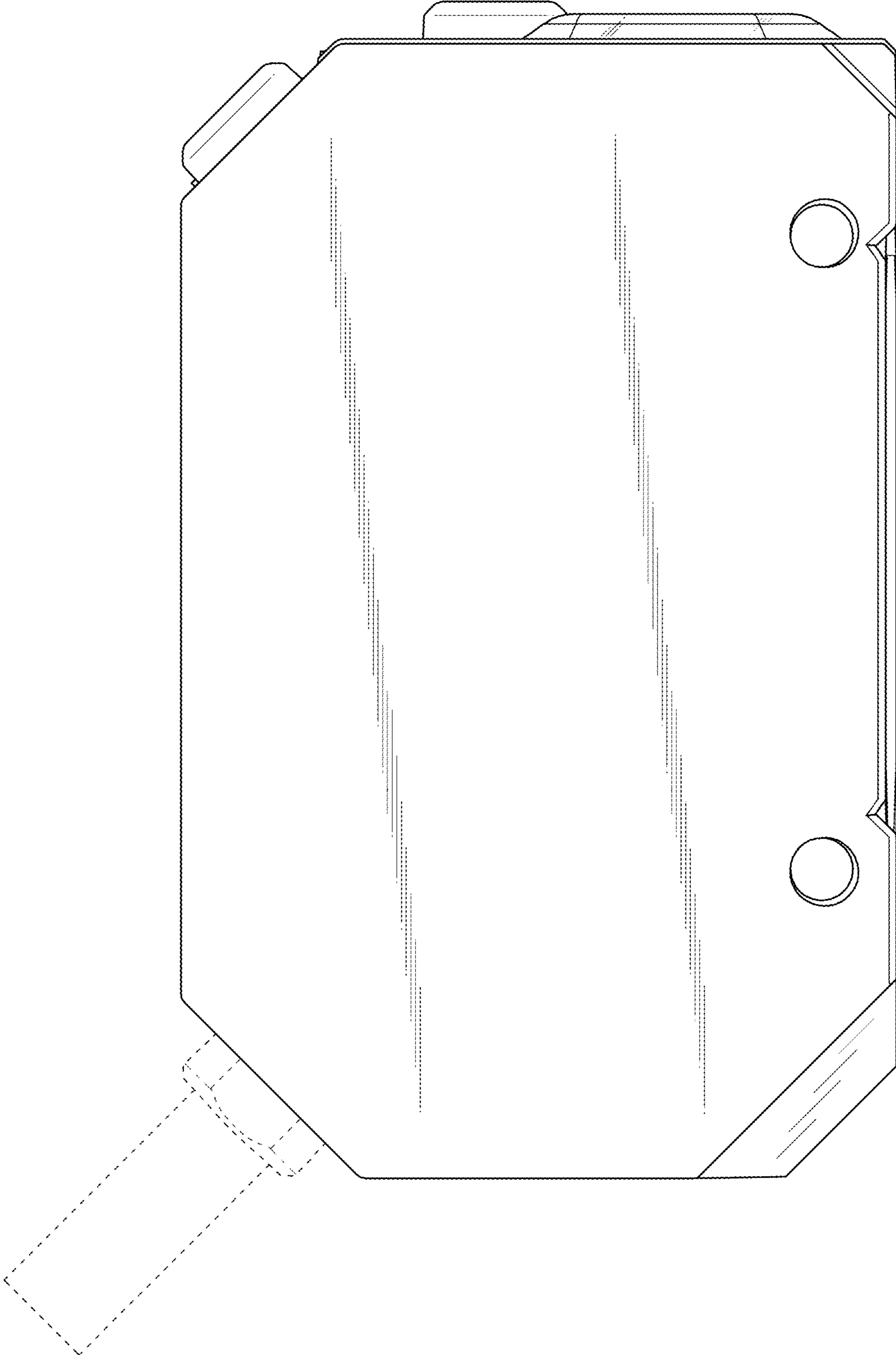


Fig. 6

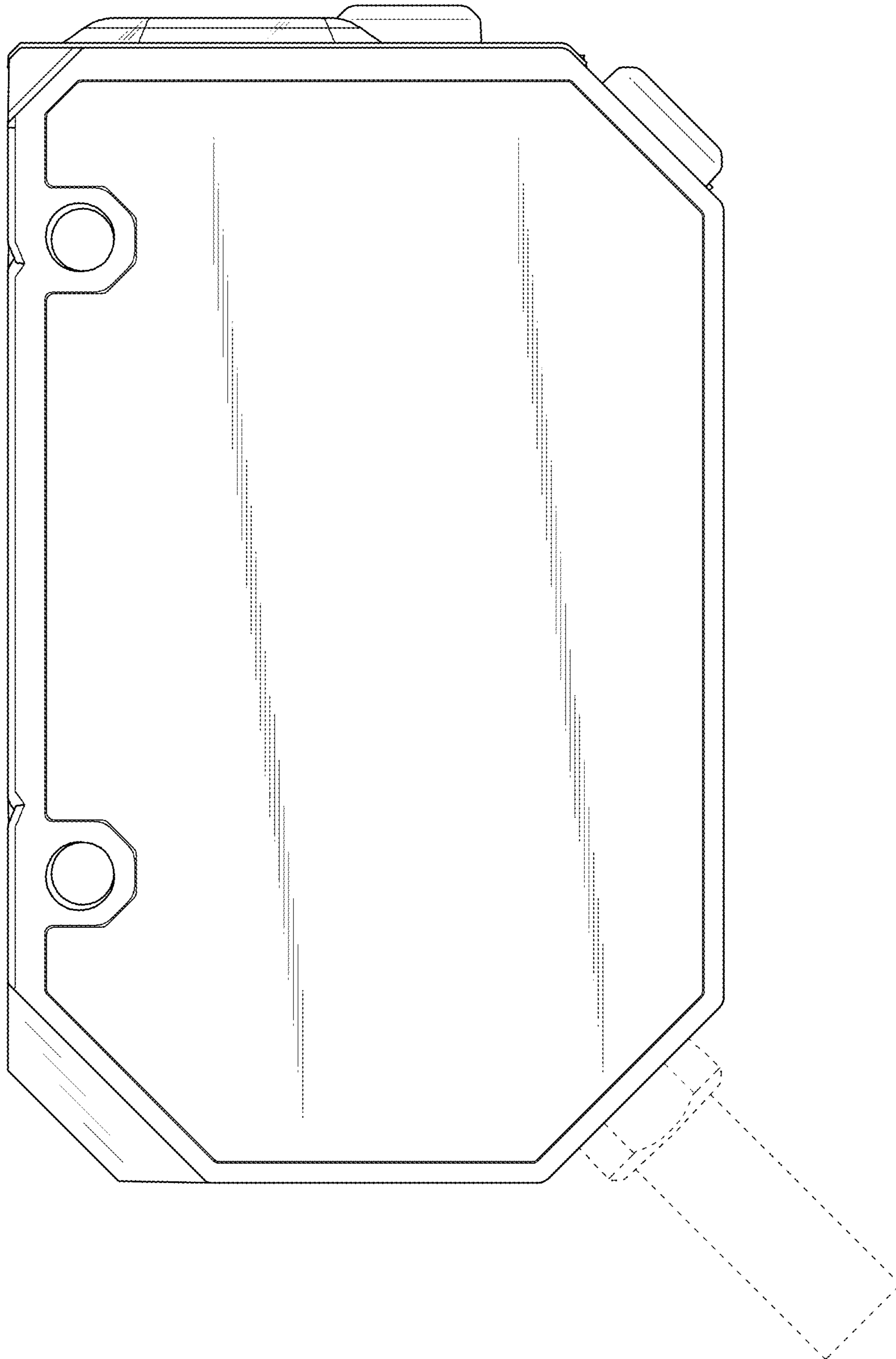




Fig. 7

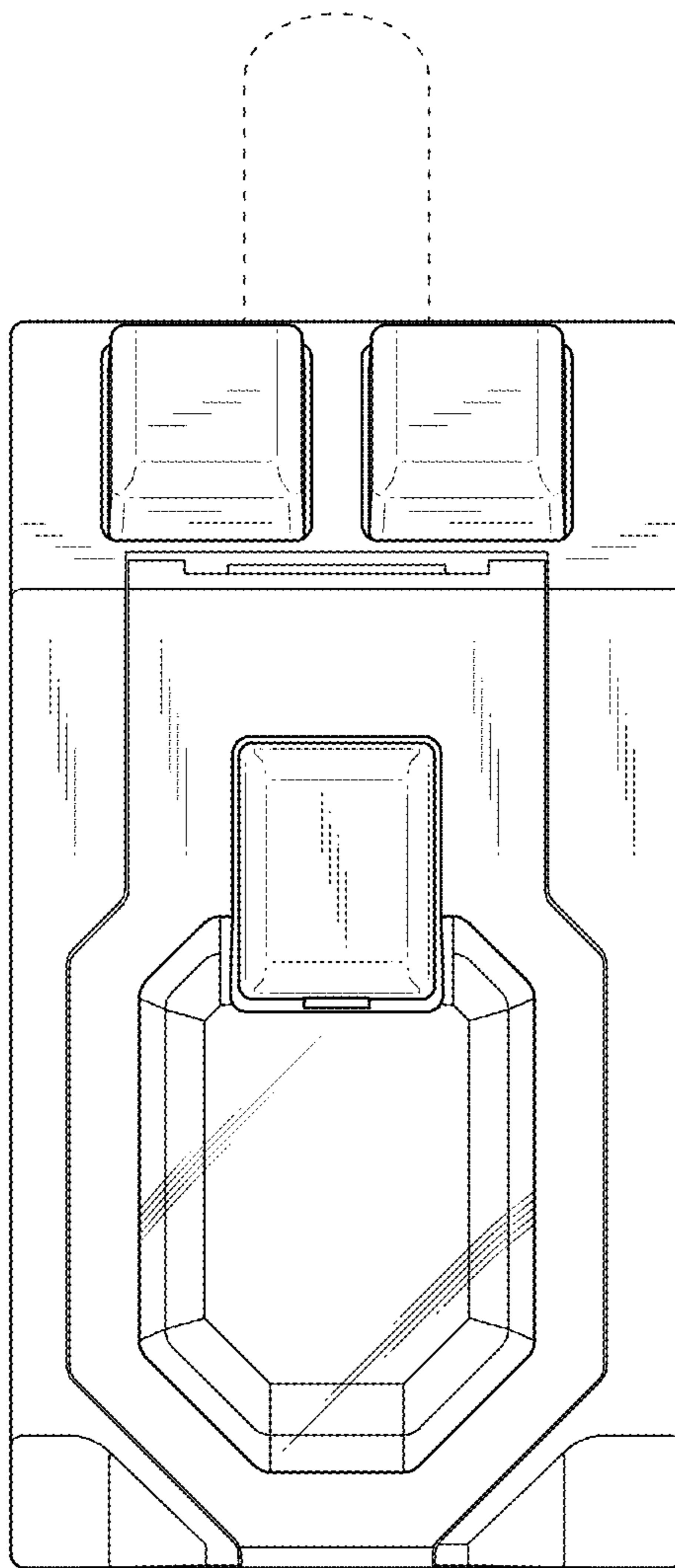


Fig. 8

