



US00D916576S

(12) **United States Design Patent** (10) **Patent No.:** **US D916,576 S**
Kuan (45) **Date of Patent:** **** *Apr. 20, 2021**

(54) **HINGE**
(71) Applicant: **Hsing Hua Kuan**, Taipei (TW)
(72) Inventor: **Hsing Hua Kuan**, Taipei (TW)
(*) Notice: This patent is subject to a terminal disclaimer.
(**) Term: **15 Years**
(21) Appl. No.: **29/674,844**
(22) Filed: **Dec. 26, 2018**
(51) **LOC (13) Cl.** **08-06**
(52) **U.S. Cl.**
USPC **D8/323**; D13/155
(58) **Field of Classification Search**
USPC D8/323, 328, 342, 337; 16/221, 233
CPC .. E05D 1/00; E05D 11/06; E05D 5/10; E05D
3/02; E05D 11/082; A47K 13/12
See application file for complete search history.

8,976,536 B2 * 3/2015 French, Jr. H05K 7/1487
361/755
D734,124 S * 7/2015 Corpuz, Jr. D8/323
D747,173 S * 1/2016 Gal D8/323
D761,076 S * 7/2016 Schweiss D8/323
D796,296 S * 9/2017 Kaplan D8/323
10,067,530 B2 * 9/2018 Tazbaz E05D 3/06
10,073,495 B2 * 9/2018 Sharma G06F 1/1669
D839,713 S * 2/2019 Woolley D8/323
D839,714 S * 2/2019 Chai D8/323
D857,477 S * 8/2019 Perego D8/323
D858,251 S * 9/2019 van Cronenburg D8/323
D862,197 S * 10/2019 Brothers D8/323
2015/0116917 A1 * 4/2015 Aono G06F 1/1681
361/679.04
2016/0205792 A1 * 7/2016 Ahn H05K 5/0017
40/779

* cited by examiner

Primary Examiner — Cynthia R Underwood
(74) *Attorney, Agent, or Firm* — Chun-Ming Shih; HDLS
IPR Services

(57) **CLAIM**

The ornamental design for a hinge, as shown and described.

(56) **References Cited**


U.S. PATENT DOCUMENTS

D157,745 S * 3/1950 Edwards D8/323
D187,180 S * 2/1960 Dettinger D8/323
3,549,246 A * 12/1970 Ruesch G02C 5/2245
351/113
D222,234 S * 10/1971 Imber D8/323
D277,453 S * 2/1985 Wilman D8/323
D348,823 S * 7/1994 Bisbing D8/323
5,498,165 A * 3/1996 Tseng G06F 1/1616
16/223
D392,175 S * 3/1998 Beck D16/334
D433,918 S * 11/2000 Bradley D8/323
D661,174 S * 6/2012 Ogawa D8/323
D715,620 S * 10/2014 Tung D8/323
8,964,363 B2 * 2/2015 Hu G06F 1/1633
361/679.02

DESCRIPTION

FIG. 1 is a perspective view of a hinge showing my new design;
FIG. 2 is a front view thereof;
FIG. 3 is a rear view thereof;
FIG. 4 is a left side view thereof;
FIG. 5 is a right side view thereof;
FIG. 6 is a top view thereof;
FIG. 7 is a bottom view thereof; and,
FIG. 8 is a bottom view thereof, wherein the hinge is in a
opened configuration.

1 Claim, 7 Drawing Sheets






FIG. 1

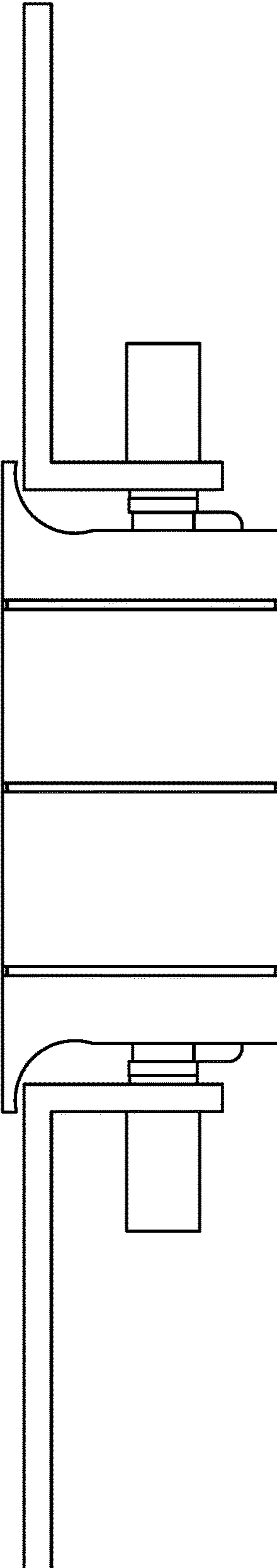


FIG. 2




FIG. 3

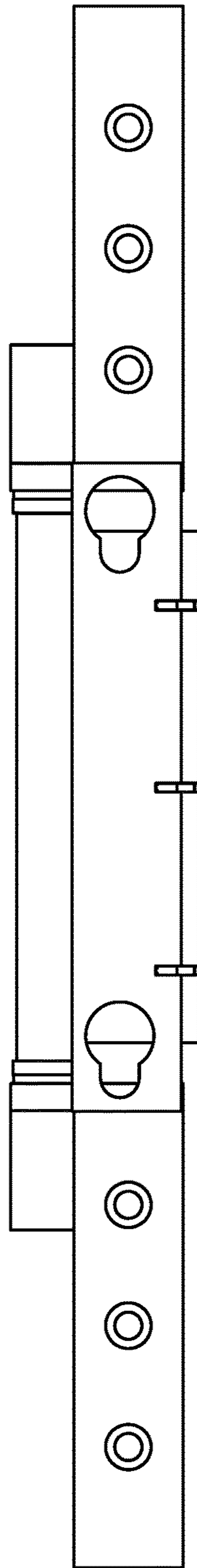


FIG. 4




FIG. 5

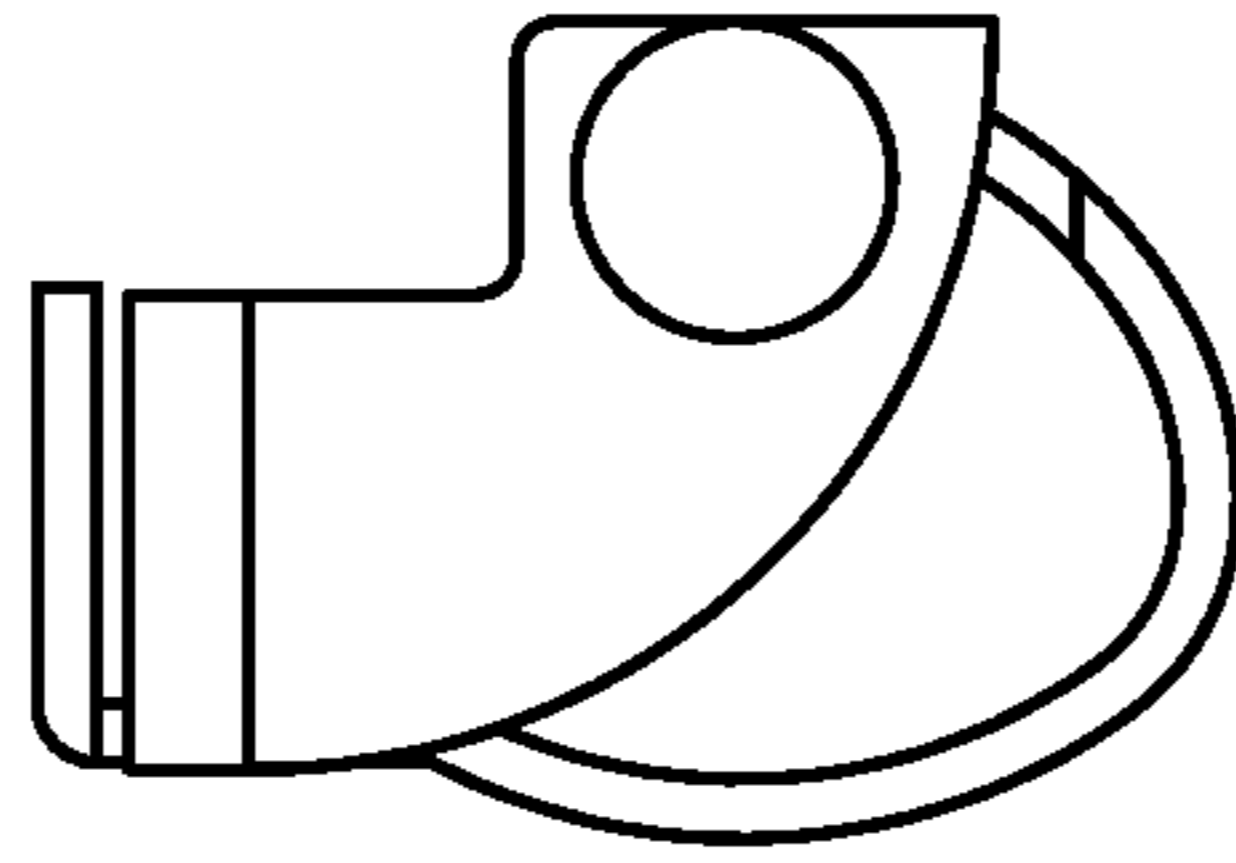


FIG. 6

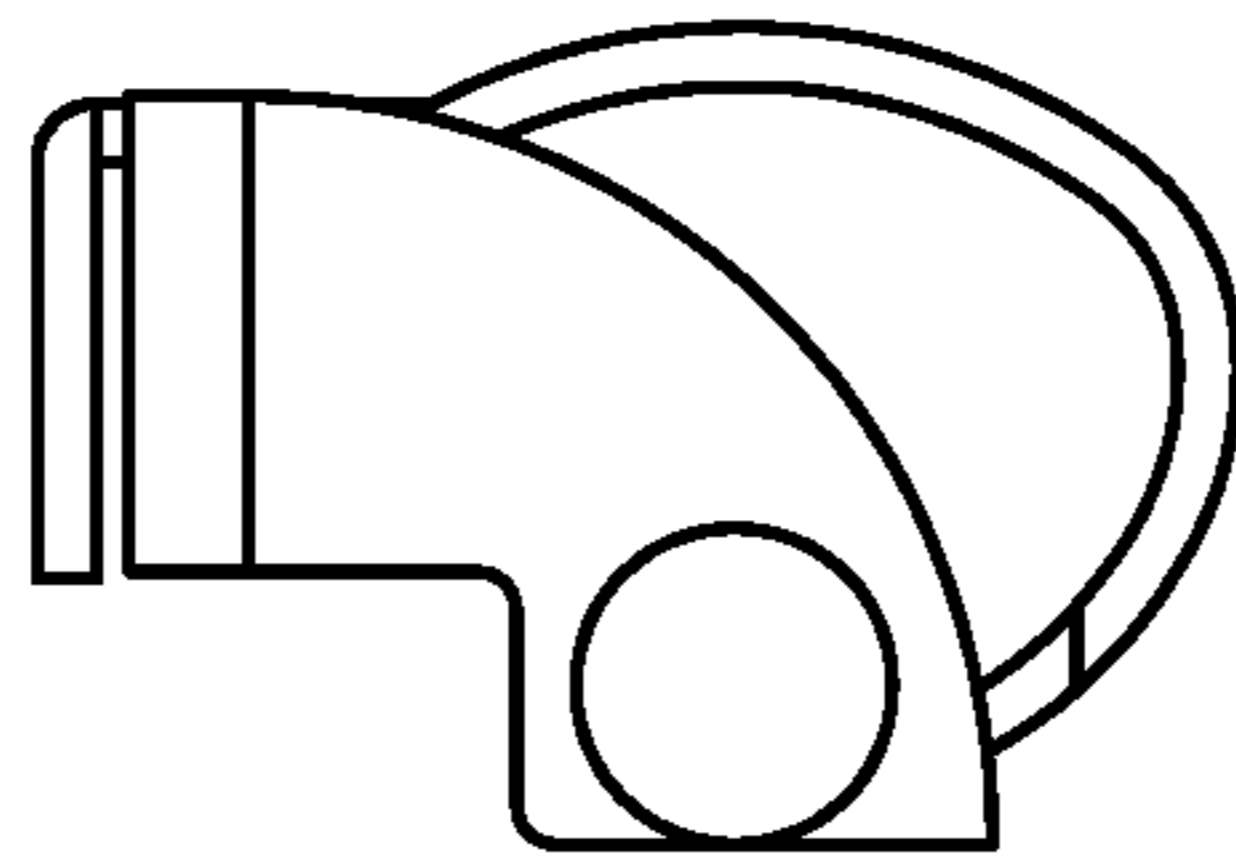


FIG. 7

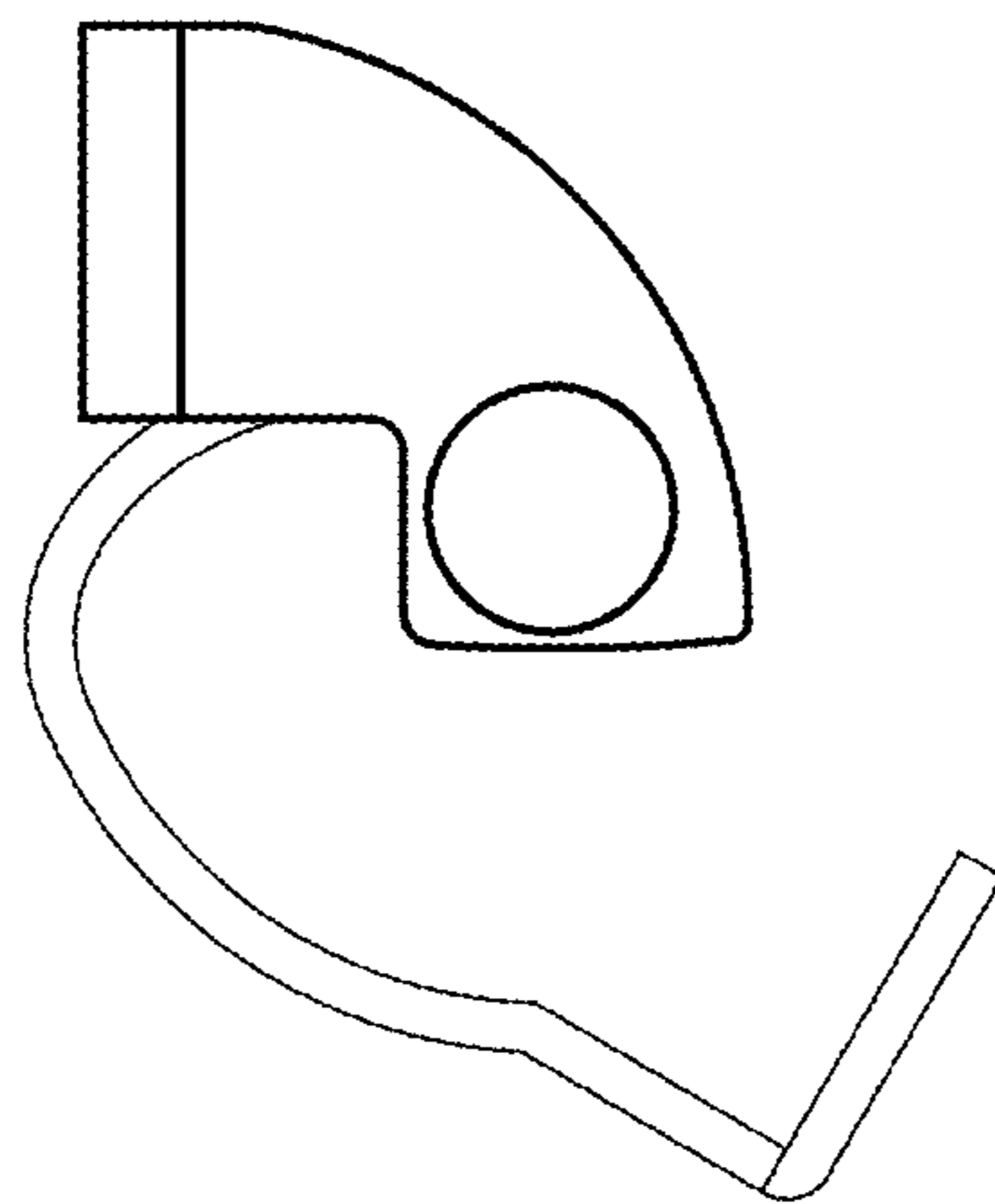


FIG. 8