



US00D916554S

(12) **United States Design Patent**  
**Veldkamp**

(10) **Patent No.:** **US D916,554 S**

(45) **Date of Patent:** **\*\* Apr. 20, 2021**

- (54) **TRIVET**
- (71) Applicant: **Spectrum Diversified Designs, LLC**,  
Streetsboro, OH (US)
- (72) Inventor: **Derek Veldkamp**, Seattle, WA (US)
- (73) Assignee: **Spectrum Diversified Designs, LLC**,  
Streetsboro, OH (US)
- (\*\*) Term: **15 Years**
- (21) Appl. No.: **29/699,576**
- (22) Filed: **Jul. 26, 2019**
- (51) **LOC (13) Cl.** ..... **07-06**
- (52) **U.S. Cl.**  
USPC ..... **D7/389**
- (58) **Field of Classification Search**  
USPC ..... D11/14, 81, 44, 48, 51, 61, 73, 78.1, 99,  
D11/116, 125, 133, 149, 157, 168, 204,  
D11/211, 217, 219, 228, 232, 238;  
D19/40; D20/10, 29, 42; D21/414, 490,  
D21/493, 611, 618; D1/107, 126;  
D7/213, 301, 342, 345, 387-389, 407,  
D7/439, 506, 514, 544, 551.1, 566, 559,  
D7/563, 564, 567, 571, 624.1, 675;  
D9/609, 658, 667; D26/4, 30, 31, 32, 94;  
D6/404; D25/111, 141  
CPC ..... G09F 7/00; G09F 7/16; G09F 2007/122;  
G09F 13/00; G09F 13/04; G09F 13/06;  
G09F 13/18; G09F 13/22; G09F 13/24;  
G09F 2013/1895; G09F 15/00; B41N  
1/00; H05B 3/40; F16M 2200/00; A47F  
5/01; A47J 36/34  
See application file for complete search history.

- 2,853,819 A \* 9/1958 Leesch ..... G09F 13/00  
40/545
  - D268,120 S \* 3/1983 Kleiner ..... D11/132
  - D399,386 S \* 10/1998 Goodman ..... D7/388
  - D429,365 S \* 8/2000 Visser ..... D26/94
  - D432,811 S \* 10/2000 Kulkey ..... D11/149
- (Continued)

**FOREIGN PATENT DOCUMENTS**

- CN 3404925 \* 11/2004
- CN 303771503 \* 8/2016
- CN 304818241 \* 9/2018

**OTHER PUBLICATIONS**

Ann Clark Cookie Cutters, "Anne Clark Cookie Cutters Police Badge/Shield/Route 66 Cookie Cutter," May 20, 2017, Amazon.ca, www.amazon.ca/dp/B06Y1X9L2V (Year: 2017).\*

(Continued)

*Primary Examiner* — Shannon W Morgan  
*Assistant Examiner* — Arva P Adams  
 (74) *Attorney, Agent, or Firm* — Tucker Ellis LLP

(57) **CLAIM**

The ornamental design for a trivet, as shown and described.

**DESCRIPTION**

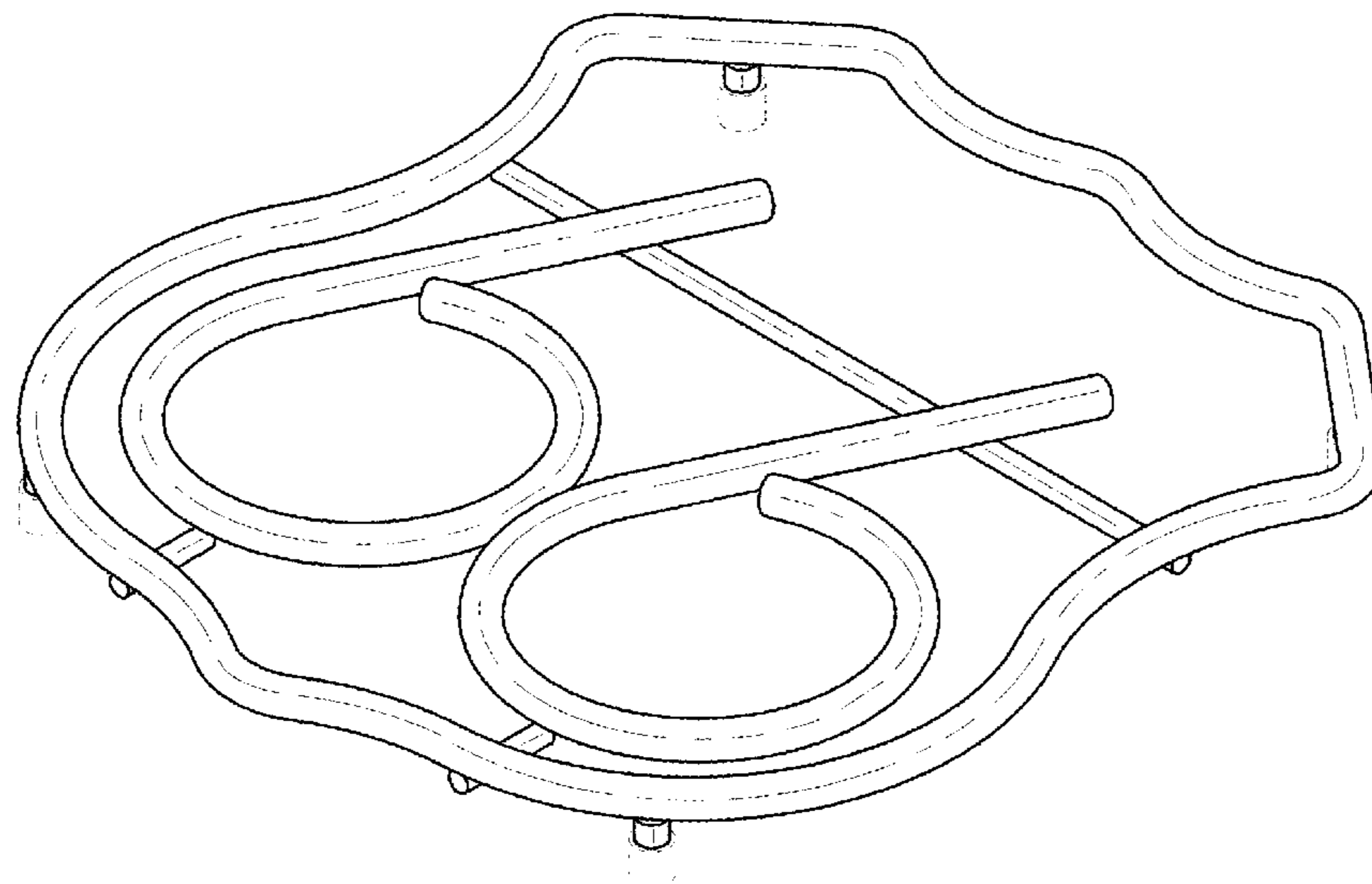
FIG. 1 is a perspective view of a trivet showing my new design.  
 FIG. 2 is a front view thereof.  
 FIG. 3 is a rear view thereof.  
 FIG. 4 is a left side view thereof.  
 FIG. 5 is a right side view thereof.  
 FIG. 6 is a top view thereof; and,  
 FIG. 7 is a bottom view thereof.  
 The broken lines show portions of the design that form no part of the claimed design.

**1 Claim, 5 Drawing Sheets**

(56) **References Cited**

**U.S. PATENT DOCUMENTS**

- 2,556,779 A \* 6/1951 Ross ..... G09F 13/26  
40/564
- 2,800,734 A \* 7/1957 Blackburn ..... G01P 5/00  
40/602





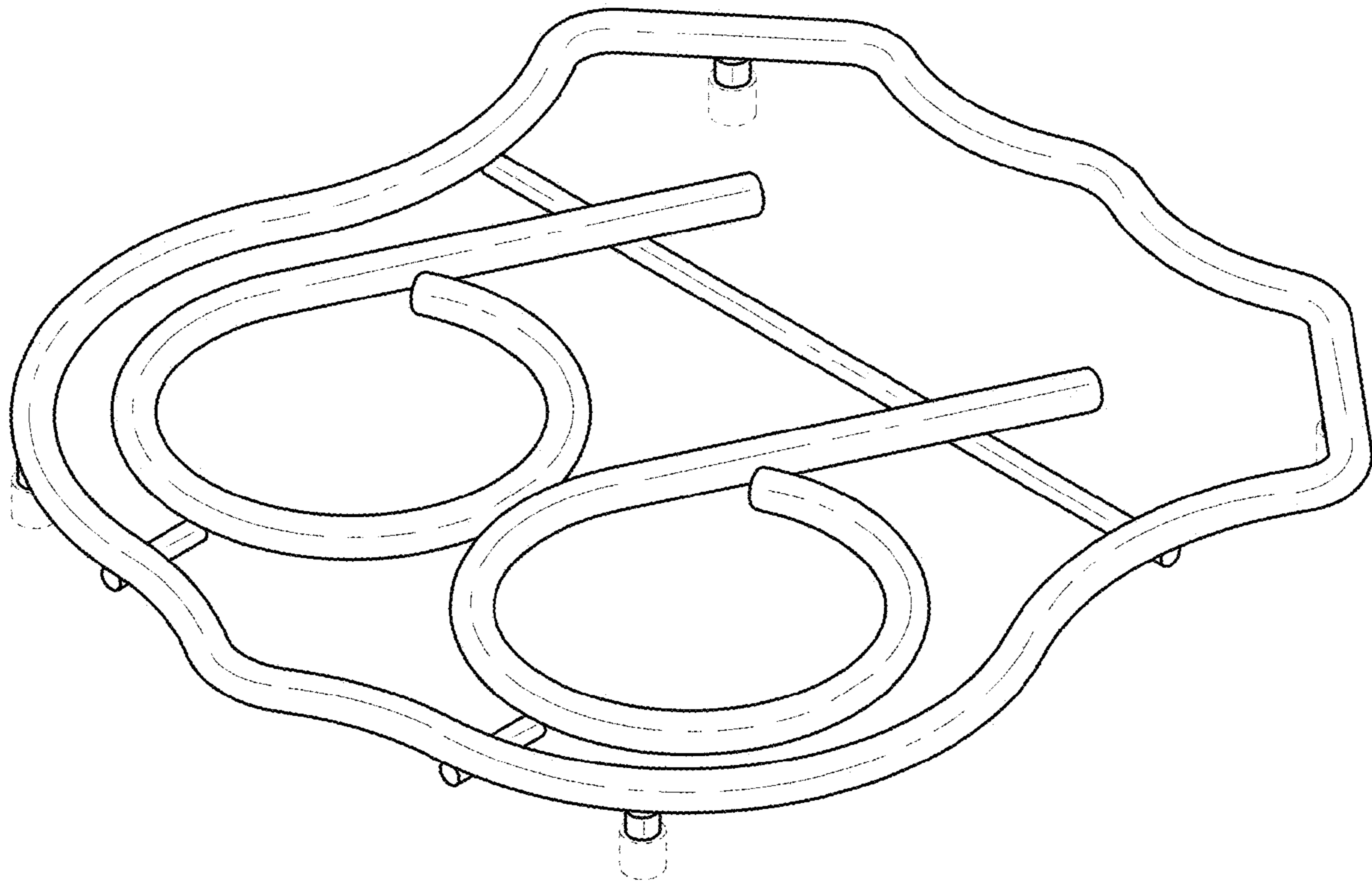


FIG. 1

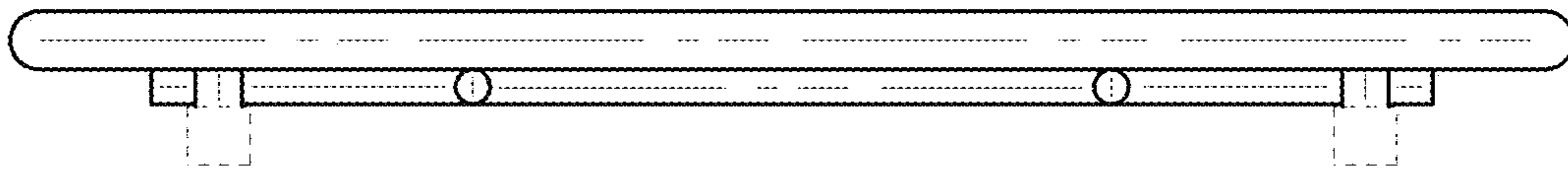


FIG. 2

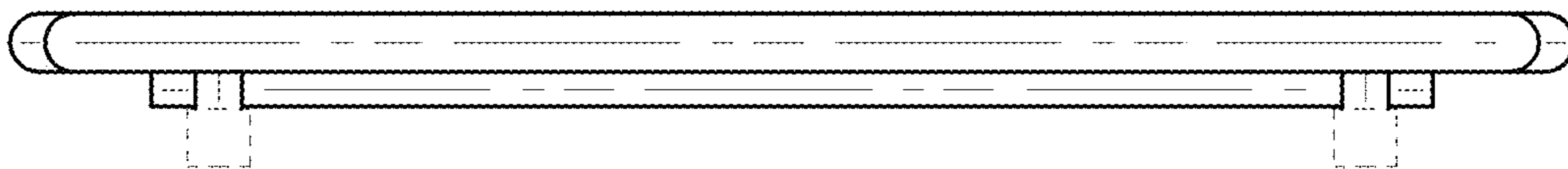


FIG. 3

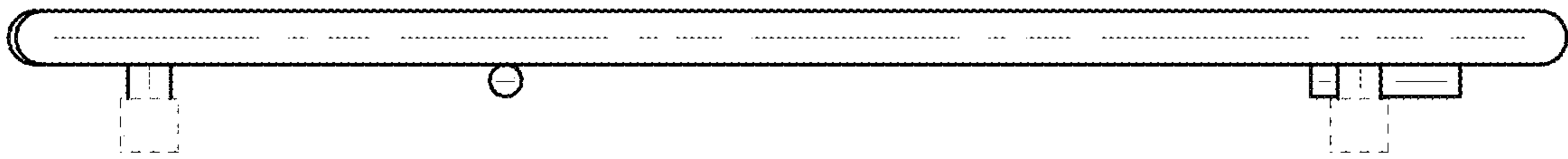


FIG. 4

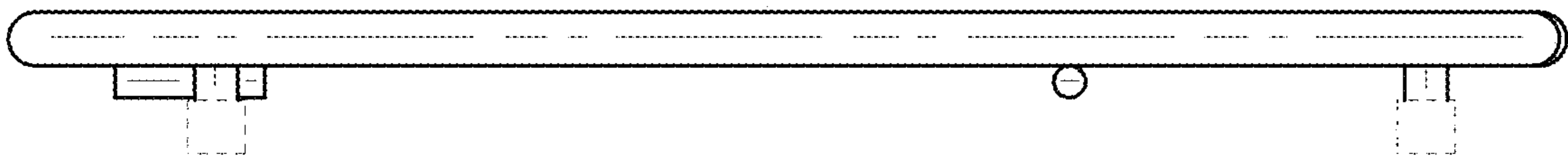


FIG. 5




FIG. 6

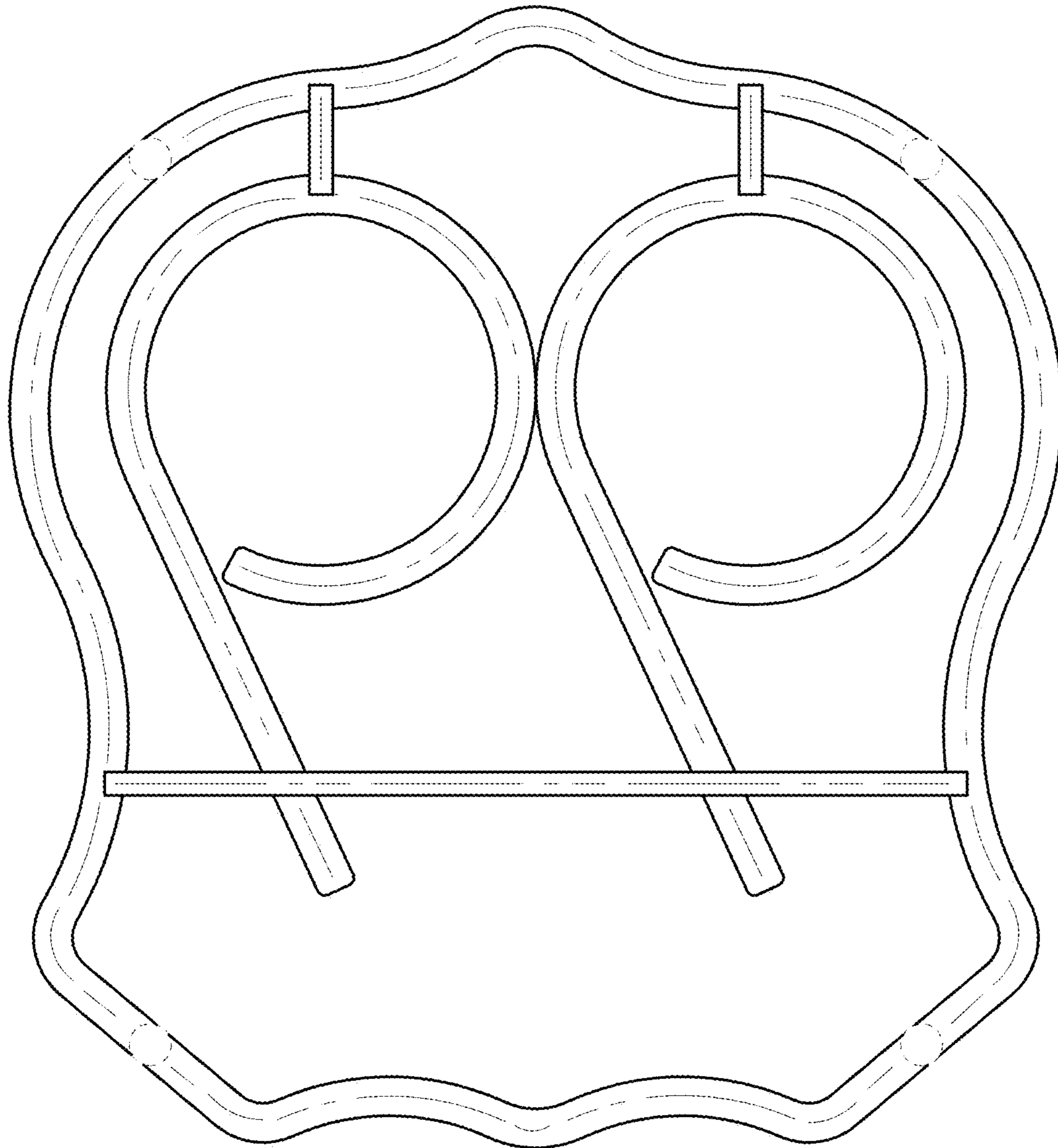


FIG. 7