



US00D916536S

(12) **United States Design Patent** (10) **Patent No.:** **US D916,536 S**
Pedersen et al. (45) **Date of Patent:** **** Apr. 20, 2021**

(54) **DISPLAY FIXTURE**
(71) Applicant: **TARGET BRANDS, INC.**,
Minneapolis, MN (US)
(72) Inventors: **Sara Lynne Pedersen**, Minneapolis,
MN (US); **Grace Catherine Manuel**,
Minneapolis, MN (US); **Scott E.**
Denby, Minneapolis, MN (US); **Jeremy**
A. Clark, Minneapolis, MN (US)
(73) Assignee: **TARGET BRANDS, INC.**,
Minneapolis, MN (US)
(**) Term: **15 Years**
(21) Appl. No.: **29/692,889**
(22) Filed: **May 29, 2019**
(51) **LOC (13) Cl.** **20-02**
(52) **U.S. Cl.**
USPC **D6/672**
(58) **Field of Classification Search**
USPC D6/672, 332
CPC A47F 5/00; A47F 5/005; A47F 5/0815;
A47F 5/0846; E04B 2/7854; E04B
2/7433; E04B 2/7416; E04B 2/7407;
E04B 2/74; E04B 2/72
See application file for complete search history.

D729,548 S * 5/2015 Denby D6/672
9,119,487 B2 * 9/2015 Angvall A47F 7/24
D740,573 S * 10/2015 Bouroullec D6/332
9,232,865 B2 * 1/2016 Trinh A47F 5/0807
9,622,602 B2 * 4/2017 Potter A47G 5/00
D816,355 S * 5/2018 Rockwell D6/332
10,329,759 B2 * 6/2019 Feldpausch E04B 2/7457
10,400,448 B2 * 9/2019 Gosling B32B 17/061
(Continued)

FOREIGN PATENT DOCUMENTS

GB 498323 1/1939

OTHER PUBLICATIONS

“T-Shaped Office Cubicle Partition”, printed from www.
modernofficepartitions.com/products/75-l-x-35-w-x-35-w-x-51-h-
office-partition-maple-wood-grain-translucent-modern-room-
divider, publicly available at least as early as Mar. 25, 2019 (2
pages).

(Continued)

Primary Examiner — Doris Clark
(74) *Attorney, Agent, or Firm* — JoAnn M. Seaton;
Griffiths & Seaton PLLC

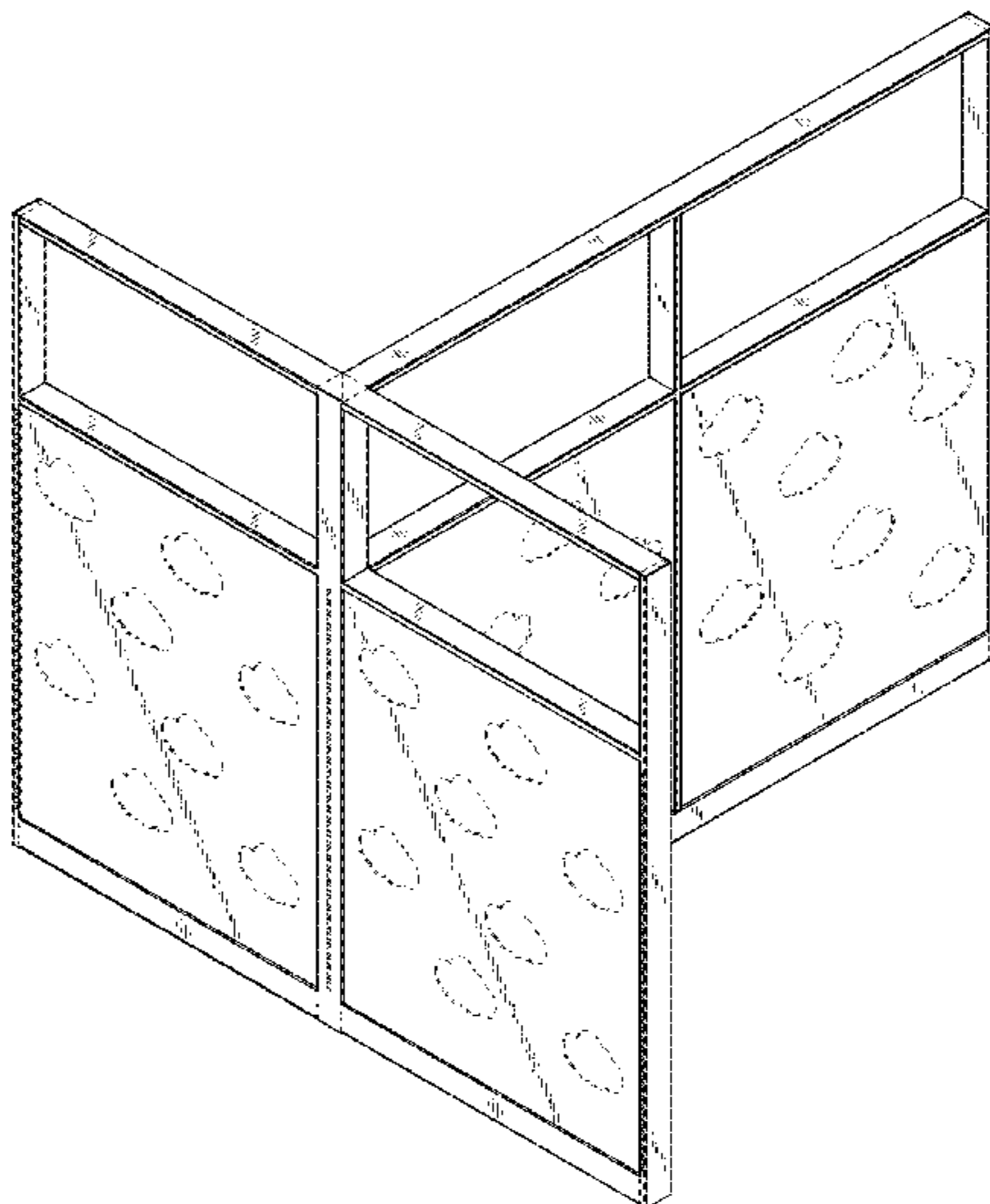
(57) **CLAIM**
The ornamental design for a display fixture, as shown and
described.

DESCRIPTION

FIG. 1 is a top, front perspective view of a display fixture
showing a first embodiment of our new design;
FIG. 2 is a front view thereof;
FIG. 3 is a rear view thereof;
FIG. 4 is a right side view thereof;
FIG. 5 is a left side view thereof; and,
FIG. 6 is a top view thereof.
In the drawings, the broken lines depict unclaimed subject
matter only. Bottom views are omitted as bottom surfaces of
the display fixture are not claimed.

1 Claim, 6 Drawing Sheets

(56) **References Cited**
U.S. PATENT DOCUMENTS
1,363,187 A 12/1920 Miller
4,958,671 A 9/1990 Bove
5,287,909 A 2/1994 King et al.
6,009,930 A 1/2000 Jantschek
D427,784 S * 7/2000 Domina D6/332
D485,995 S 2/2004 Berg et al.
D607,670 S 1/2010 Trinh et al.
8,850,762 B2 * 10/2014 Knauf E05C 1/08
52/217
9,010,045 B1 * 4/2015 Kopish E04B 2/7435
52/202



(56)

References Cited

U.S. PATENT DOCUMENTS

10,597,045 B2 * 3/2020 Lardy B61B 1/02
10,711,459 B2 * 7/2020 Mizuno E04B 2/827
2003/0183349 A1 10/2003 Gresham et al.
2013/0111827 A1 5/2013 Hartwell et al.

OTHER PUBLICATIONS

“Folding Privacy Screen”, printed from www.versare.com/the-privacy-screen.html?recrawl&gclid=EAlalQobChMIqqeV, publicly available at least as early as Mar. 25, 2019 (11 pages).

“Flourish Zig Zag Mesh Panels Three-Panel Display Walls”, printed from www.dickblick.com/products/flourish-zig-zag-meshpanels-three-panel-display-walls/, publicly available at least as early as Dec. 16, 2011, per <http://web.archive.org> (3 pages).

“Preston 5.4 Ft. Espresso 3-Panel-Room Divider”, printed from www.homedepot.com/p/AZ-Home-and-Gifts-Preston-5-4-ft-Espresso-3-Panel-Room-Divider-PN18734-6/205784317?cm_mmc=Shopping%7CG%7CBase%7CHDH%7C59-34_INTERIOR+FURNITURE%7CNA%7CPLA%7CAccent%7C71700000051494675%7C587000049939048267C92700043502224955&gclid=CjwKCAjw27jnBRBuEiwAdjQXDoh5M4jl5Bkb7NSX7tdBu_BIR_jOmZgkW-H1fMg0l7u5hdx9NZU0rRoC8b8QAvD_BwE&gclsrc=aw.ds, publicly available at least as early as Mar. 25, 2019 (3 pages).

“GOF T-Shaped Freestanding Partition”, printed from www.walmart.com/ip/GOF-T-Shaped-Freestanding-Partition-36D-x-72W-x-48H-Office-Room-Divider, publicly available at least as early as Mar. 25, 2019 (2 pages).

U.S. Appl. No. 29/692,894, filed May 29, 2019 (40 pages).

* cited by examiner

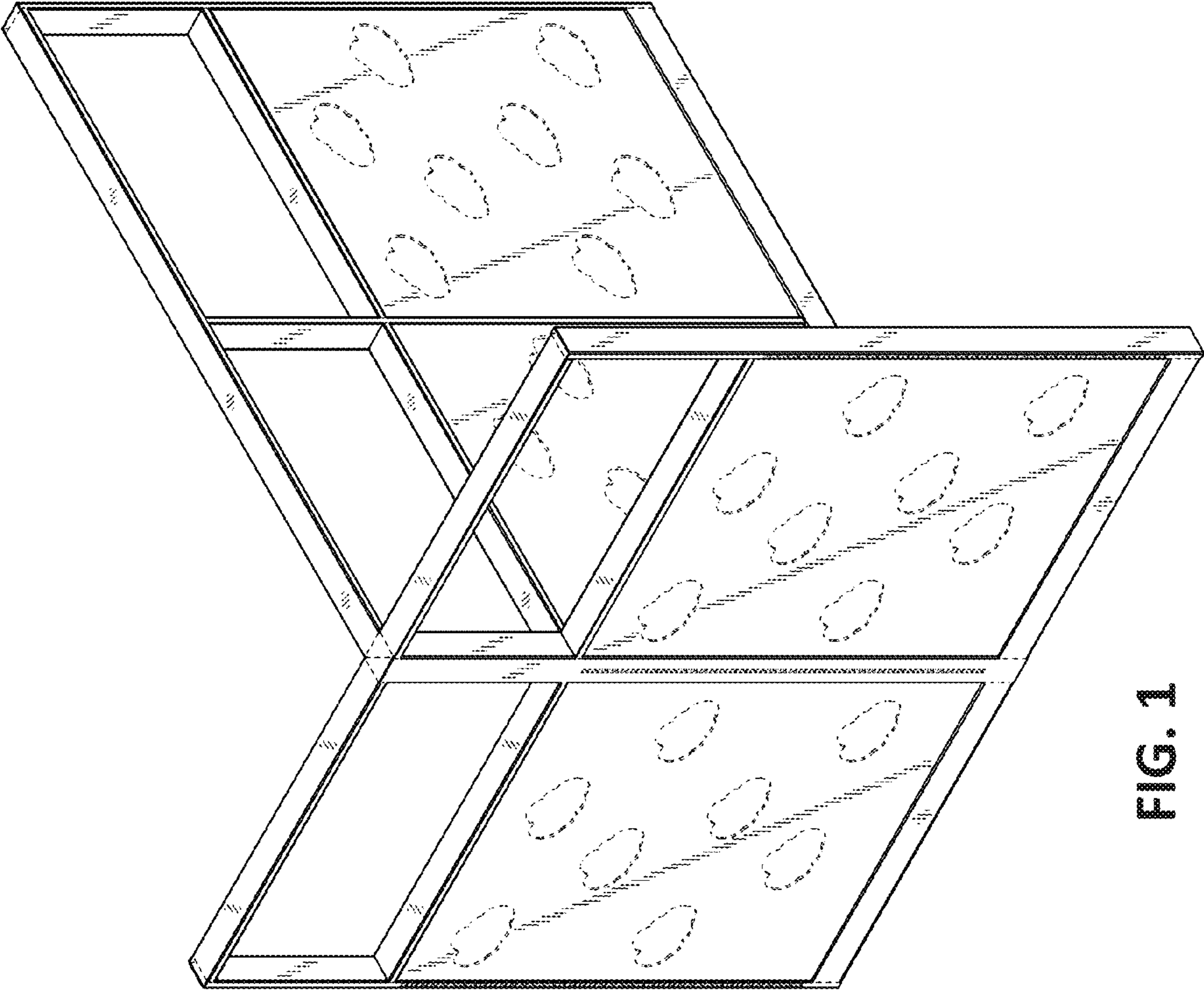


FIG. 1




FIG. 2




FIG. 3

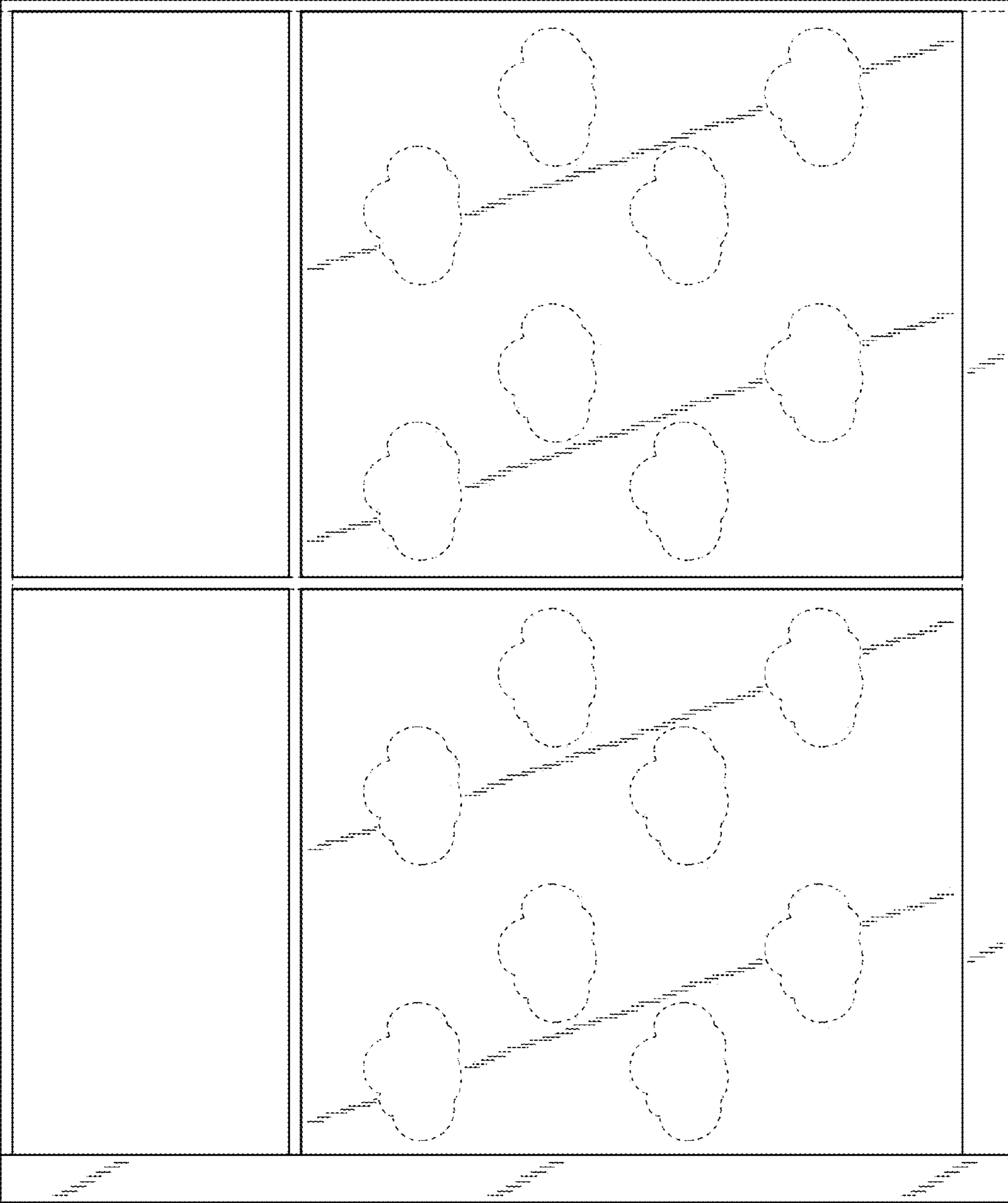


FIG. 4

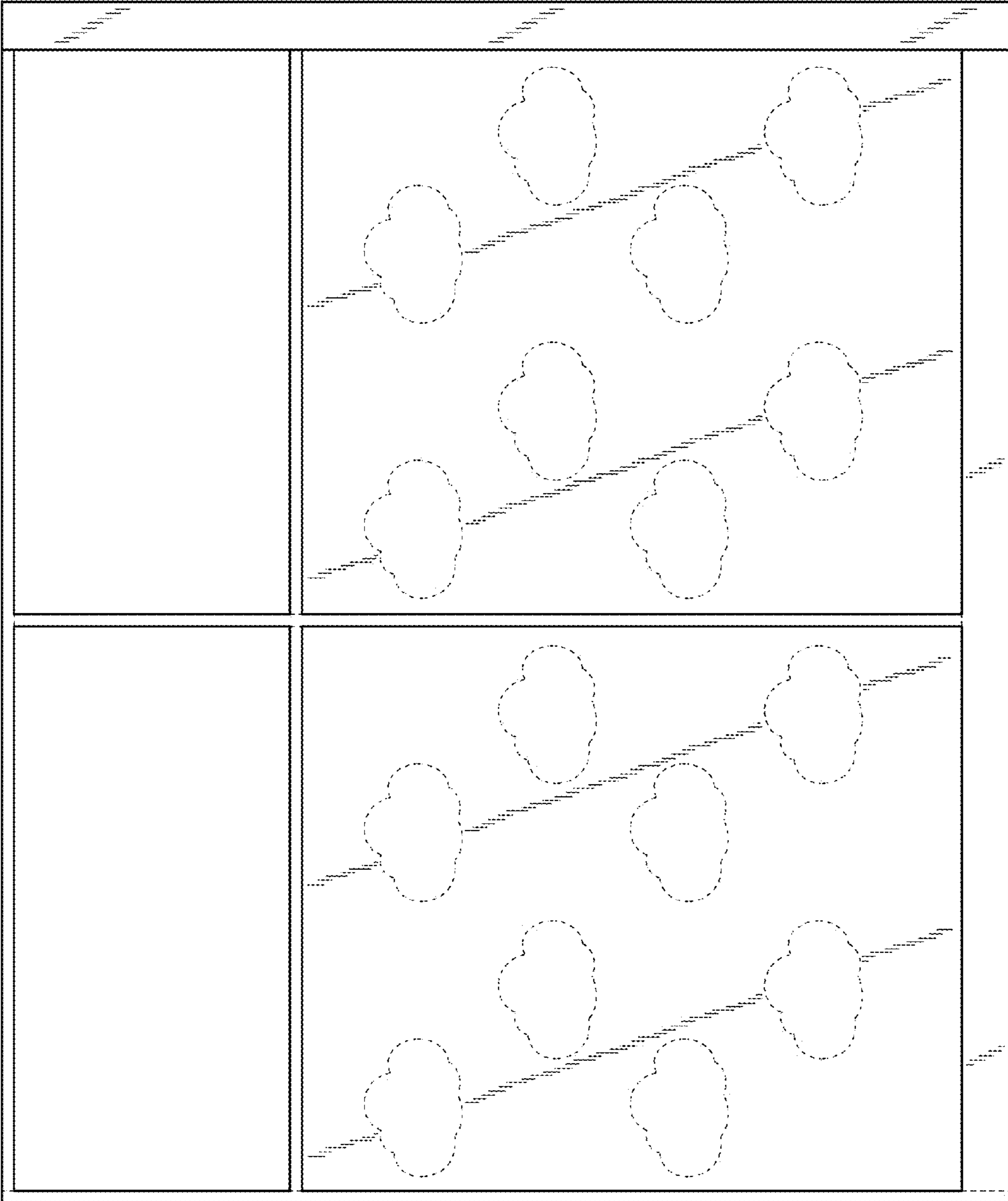


FIG. 5

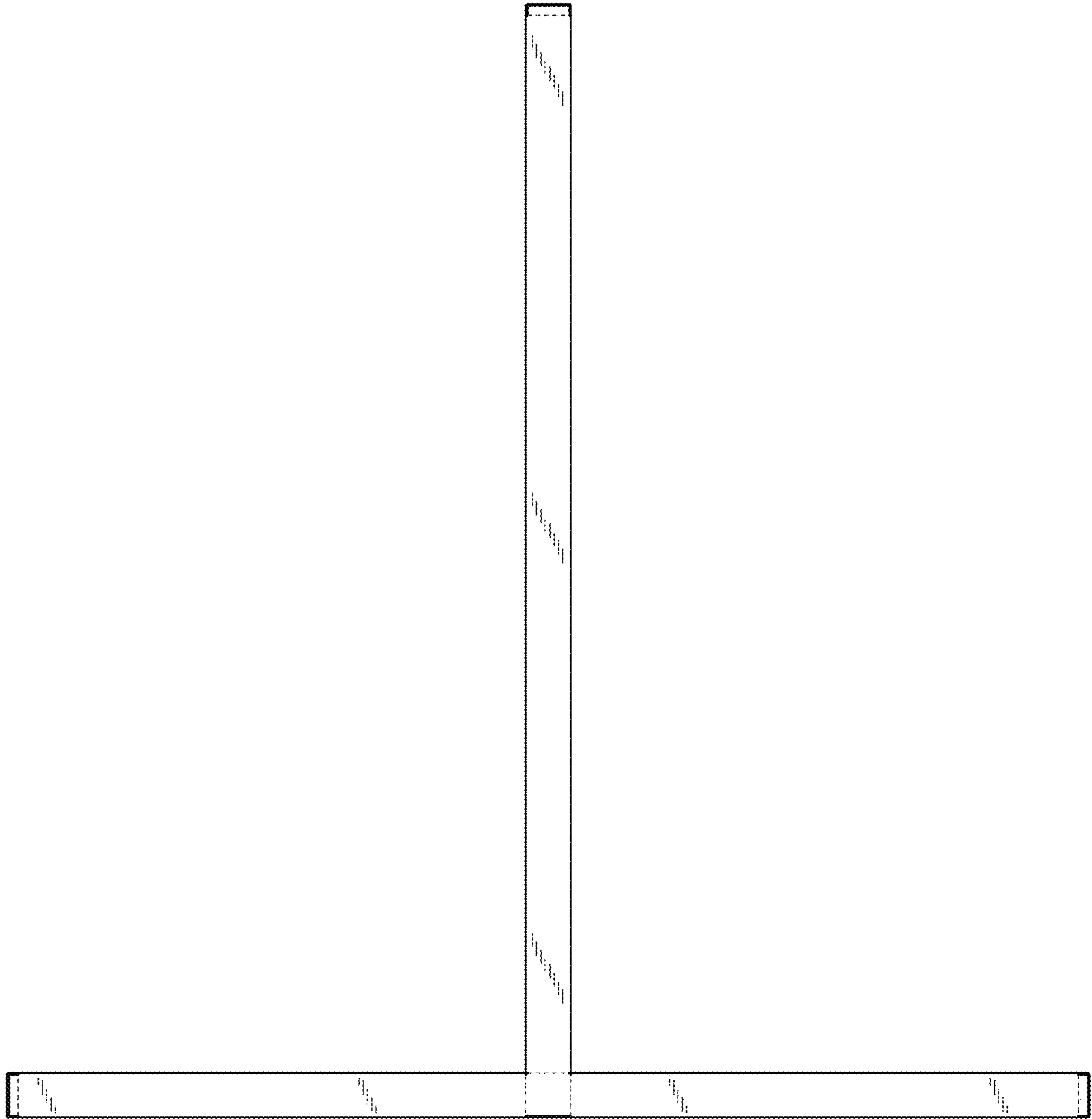


FIG. 6