

US00D916528S

(12) **United States Design Patent** (10) **Patent No.:** **US D916,528 S**
Alletto, Jr. (45) **Date of Patent:** **** *Apr. 20, 2021**

- (54) **MATTRESS COVER**
- (71) Applicant: **BEDGEAR, LLC**, Farmingdale, NY (US)
- (72) Inventor: **Eugene Alletto, Jr.**, Glen Head, NY (US)
- (73) Assignee: **Bedgear, LLC**, Farmingdale, NY (US)
- (*) Notice: This patent is subject to a terminal disclaimer.
- (**) Term: **15 Years**
- (21) Appl. No.: **29/679,258**
- (22) Filed: **Feb. 4, 2019**
- (51) **LOC (13) Cl.** **06-99**
- (52) **U.S. Cl.**
USPC **D6/606**
- (58) **Field of Classification Search**
USPC D6/333, 349, 355, 375, 388, 512, 563, D6/564, 595, 596, 601, 604, 611, 707, D6/715, 716, 716.1, 605, 606, 610, 603; D24/183-185, 234; D21/802, 809; 5/413 AM, 681, 710, 655.3, 945
CPC A47G 9/10; A47G 9/1009; A47G 9/1027; A47G 9/1045; A47G 9/1063; A47G 9/1072; A47G 9/1081; A47G 9/02; A47G 9/0207; A47G 9/0215; A47G 9/0223; A47G 9/023; A47G 9/0238; A47G 9/0261; A47G 9/066; A47G 9/08; A47G 9/083; A47G 9/086
See application file for complete search history.

D704,478 S *	5/2014	Arnold	D6/605
D704,965 S *	5/2014	Arnold	D6/605
D707,060 S *	6/2014	Tjoflat	D6/605
D711,160 S *	8/2014	Arnold	D6/605
D717,077 S *	11/2014	Arnold	D6/605
D719,764 S *	12/2014	Enders	D5/55
D719,766 S *	12/2014	Arnold	D6/605
D720,158 S *	12/2014	Harmening	D5/56
D724,864 S *	3/2015	Harmening	D5/56
D724,865 S *	3/2015	Jensen	D5/56
D724,866 S *	3/2015	Johnson	D5/62
D726,452 S *	4/2015	Jensen	D5/55
D727,663 S *	4/2015	Jensen	D6/606
D742,660 S *	11/2015	Oberwelz	D6/606
D746,082 S *	12/2015	Harmening	D6/605
D746,083 S *	12/2015	Jensen	D6/606
D746,084 S *	12/2015	Jensen	D6/606
D746,085 S *	12/2015	Jensen	D6/606

(Continued)

Primary Examiner — Sanjeev Paul
(74) *Attorney, Agent, or Firm* — Sorell, Lenna & Schmidt, LLP

(57) **CLAIM**


The ornamental design for a mattress cover, as shown and described.

DESCRIPTION

FIG. 1 is a top view of a mattress cover showing my new design;
 FIG. 2 is a bottom view of the mattress cover thereof;
 FIG. 3 is a front end view of the mattress cover, the right end view being identical thereto;
 FIG. 4 is a left side view of the mattress cover, the right side view being identical thereto;
 FIG. 5 is a perspective view of the mattress cover shown in use; and,
 FIG. 6 is an enlarged view of a portion of the mattress cover shown in FIG. 3.
 The broken lines shown in the drawings are included for the purpose of illustrating environmental subject matter and form no part of the claimed design.

1 Claim, 5 Drawing Sheets

- (56) **References Cited**
U.S. PATENT DOCUMENTS
D665,615 S * 8/2012 Frame, Jr. D6/606
D670,950 S * 11/2012 Price D6/605
D690,962 S * 10/2013 Danileson D6/605



(56)

References Cited

U.S. PATENT DOCUMENTS

D762,079	S	*	7/2016	Oberwelz	D6/606
D763,602	S	*	8/2016	Oberwelz	D6/606
D766,017	S	*	9/2016	Jensen	D6/606
D767,306	S	*	9/2016	Oberwelz	D6/606
D776,960	S	*	1/2017	Suzuki	D6/605
D785,972	S	*	5/2017	Oberwelz	D6/602
D799,858	S	*	10/2017	Pearce	D6/605
D802,964	S	*	11/2017	Alletto, Jr.	D6/605
D804,221	S	*	12/2017	Alletto, Jr.	D6/605
D830,729	S	*	10/2018	Alletto, Jr.	D6/596
D830,730	S	*	10/2018	Alletto, Jr.	D6/596
D830,731	S	*	10/2018	Alletto, Jr.	D6/596
D831,383	S	*	10/2018	Alletto, Jr.	D6/596
D859,891	S	*	9/2019	Jensen	D6/606
D862,122	S	*	10/2019	Morrison	D6/605
D862,123	S	*	10/2019	Morrison	D6/605
D862,124	S	*	10/2019	Jensen	D6/606
D862,125	S	*	10/2019	Jensen	D6/606
D864,613	S	*	10/2019	Pearce	D6/605
D864,614	S	*	10/2019	Morrison	D6/605
D864,615	S	*	10/2019	Morrison	D6/605
D864,616	S	*	10/2019	Pfister	D6/605
D864,617	S	*	10/2019	Pfister	D6/605
D864,618	S	*	10/2019	Pfister	D6/605
D865,399	S	*	11/2019	Pfister	D6/605
D865,400	S	*	11/2019	Williams	D6/605
D865,401	S	*	11/2019	Pfister	D6/605
D865,402	S	*	11/2019	Morrison	D6/605
D865,403	S	*	11/2019	Morrison	D6/605
D866,222	S	*	11/2019	Williams	D6/605
D866,223	S	*	11/2019	Williams	D6/605
2015/0182042	A1	*	7/2015	Jensen	A47G 9/04 5/636
2017/0238717	A1	*	8/2017	Jensen	A47C 31/105

* cited by examiner



FIG. 1




FIG. 2




FIG. 3



FIG. 4

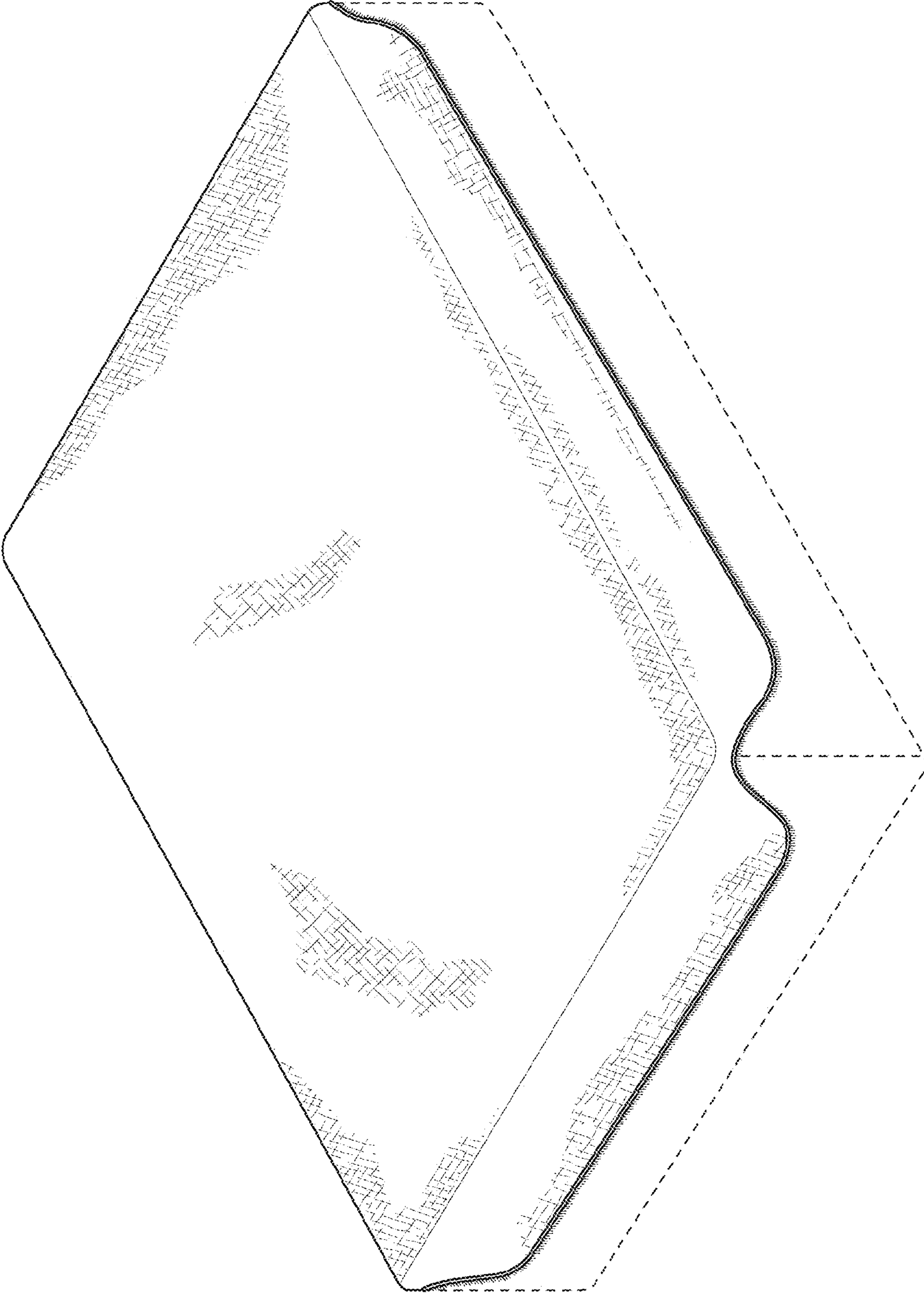


FIG. 5

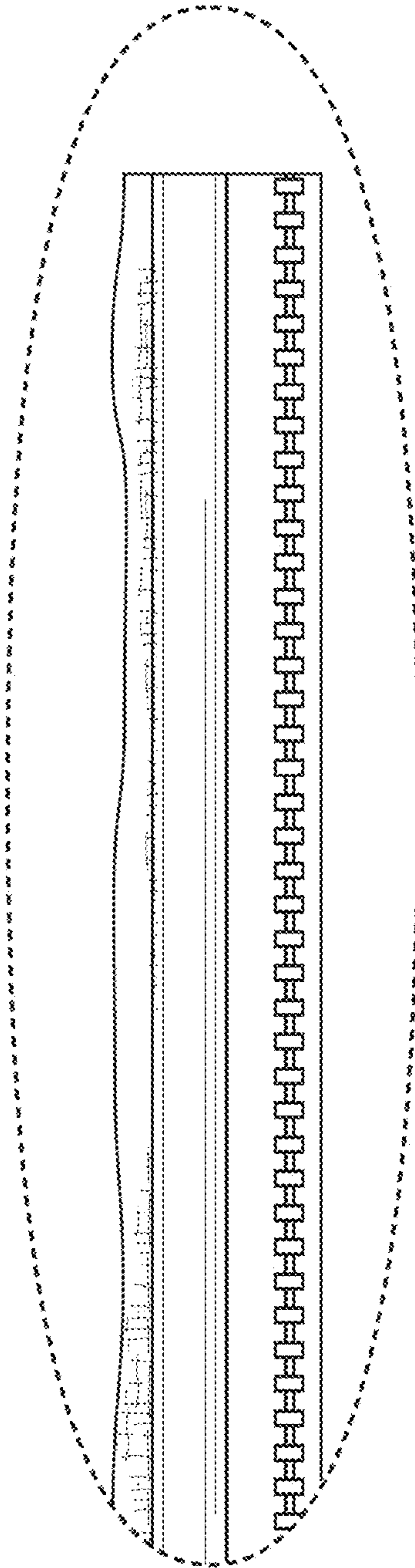


FIG. 6