



US00D916526S

(12) **United States Design Patent** (10) **Patent No.:** **US D916,526 S**
Tovar (45) **Date of Patent:** **** Apr. 20, 2021**

- (54) **PRONE RECUMBENCY AID**
- (71) Applicant: **Cindy Tovar**, Houston, TX (US)
- (72) Inventor: **Cindy Tovar**, Houston, TX (US)
- (**) Term: **15 Years**
- (21) Appl. No.: **29/693,718**
- (22) Filed: **Jun. 4, 2019**

Related U.S. Application Data

- (60) Division of application No. 29/561,151, filed on Apr. 13, 2016, now Pat. No. Des. 856,705, which is a
(Continued)
- (51) **LOC (13) Cl.** **06-09**
- (52) **U.S. Cl.**
USPC **D6/601**
- (58) **Field of Classification Search**
USPC D6/333, 349, 355, 375, 388, 512, 563,
D6/564, 595, 596, 601, 604, 611, 707,
D6/715, 716, 716.1; D24/183-185, 234;
D21/803, 804, 805, 809; 5/401, 420,
5/600, 630, 631, 632, 633, 635, 636, 638,
(Continued)

(56) **References Cited**

U.S. PATENT DOCUMENTS

- 2,107,962 A 2/1938 Sheasby
 - 2,562,725 A 7/1951 Leto et al.
- (Continued)

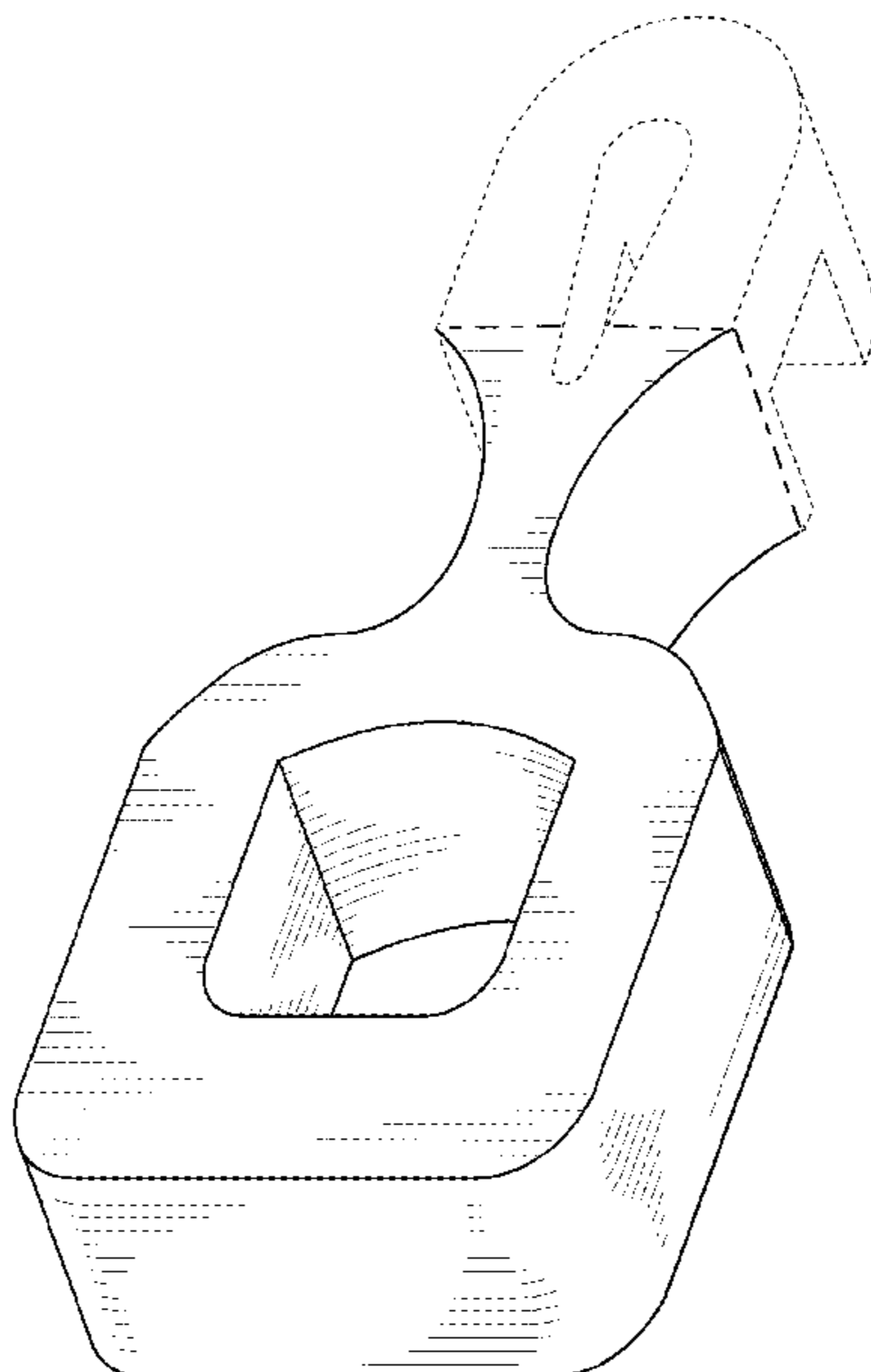
Primary Examiner — Sanjeev Paul
(74) *Attorney, Agent, or Firm* — John K. Buche; Bryce A. Johnson; Buche & Associates, P.C.

(57) **CLAIM**
I claim the ornamental design for “prone recumbency aid”, as shown.

DESCRIPTION

FIG. 1 is a front perspective view of a first embodiment of a prone recumbency aid;
 FIG. 2 is a top plan view of the prone recumbency aid shown in FIG. 1;
 FIG. 3 is a bottom plan view of the prone recumbency aid shown in FIG. 1;
 FIG. 4 is a left-side view of the prone recumbency aid shown in FIG. 1;
 FIG. 5 is a right-side view of the prone recumbency aid shown in FIG. 1;
 FIG. 6 is a rear view of the prone recumbency aid shown in FIG. 1;
 FIG. 7 is a front view of the prone recumbency aid shown in FIG. 1;
 FIG. 8 is an environmental view of the prone recumbency aid shown in FIG. 1;
 FIG. 9 is a front perspective view of a second embodiment of a prone recumbency aid;
 FIG. 10 is a top plan view of the prone recumbency aid shown in FIG. 9;
 FIG. 11 is a bottom plan view of the prone recumbency aid shown in FIG. 9;
 FIG. 12 is a left-side view of the prone recumbency aid shown in FIG. 9;
 FIG. 13 is a right-side view of the prone recumbency aid shown in FIG. 9;
 FIG. 14 is a rear view of the prone recumbency aid shown in FIG. 9;
 FIG. 15 is a front view of the prone recumbency aid shown in FIG. 9; and,
 FIG. 16 is an environmental view of the prone recumbency aid shown in FIG. 9.
 Broken lines in the figures illustrate environmental features and form no part of the claimed design.
 The Dot-Dash lines represent the bounds of the claim and form no part of the claimed design.

1 Claim, 8 Drawing Sheets



Related U.S. Application Data

continuation-in-part of application No. 14/491,180,
filed on Sep. 19, 2014, now abandoned.

(58) **Field of Classification Search**

USPC 5/639, 646, 652, 652.1, 655, 703, 730;
297/1, 2, 4, 93, 180.11, 195.1, 195.11,
297/195.13, 393, 397, 452.12, 452.14,
297/452.15, 452.21, 452.24, 452.26,
297/452.48, 452.62, 482

CPC .. A47G 9/1018; A47G 9/1009; A47G 9/1027;
A47G 9/1045; A47G 9/1063; A47G
9/1072; A47G 9/1081

See application file for complete search history.

(56) **References Cited**

U.S. PATENT DOCUMENTS

2,688,142 A 9/1954 Jensen
D175,822 S * 10/1955 Brumberger D2/706
D203,365 S * 12/1965 Heston D12/316
3,287,747 A 11/1966 Ellsworth
3,840,920 A 10/1974 Voelker
3,967,335 A * 7/1976 Rhoads A47C 1/14
5/630
4,054,960 A 10/1977 Pettit et al.
D271,647 S * 12/1983 McLeod D6/596
D271,834 S * 12/1983 Huntsinger 5/637
4,489,452 A 12/1984 Licked
4,737,999 A * 4/1988 Halverson A47C 20/025
5/710
4,944,059 A 7/1990 Wall
5,095,569 A * 3/1992 Glenn A47G 9/0253
5/482
5,237,712 A 8/1993 Ramsay
5,400,449 A * 3/1995 Satto A47C 20/021
5/631
D357,538 S 4/1995 Sockwell, II
5,412,824 A 5/1995 Emerson et al.
5,632,050 A * 5/1997 Zajjas A47C 20/026
5/632
5,647,076 A 7/1997 Gearhart
5,652,981 A 8/1997 Singer-Leyton et al.
5,679,040 A 10/1997 Bianchi-Holm
D388,648 S * 1/1998 Bates 5/636
5,778,887 A 7/1998 Curtiss
5,970,546 A 10/1999 Danis
5,987,675 A 11/1999 Kim
6,044,505 A 4/2000 Friedman
6,081,947 A 7/2000 Disher

6,142,844 A * 11/2000 Klauber B63C 11/49
441/129
6,185,768 B1 * 2/2001 Schlechter A47C 20/026
5/632
6,568,015 B1 5/2003 Allen
6,588,034 B2 7/2003 Nation
6,922,860 B2 8/2005 Cuddy
6,928,679 B1 8/2005 Gross
6,934,988 B1 8/2005 Waltzer et al.
D523,275 S * 6/2006 Hawkins D6/601
7,065,816 B2 6/2006 McGettigan
D552,244 S * 10/2007 Tinsley D24/183
D566,845 S * 4/2008 Daly D24/183
D574,917 S * 8/2008 Parham D21/803
7,426,762 B2 9/2008 Dazzi
D578,220 S * 10/2008 Ebarb D24/184
7,441,293 B1 * 10/2008 Singer A47C 20/023
5/632
D665,912 S * 8/2012 Skripps D24/183
D666,046 S * 8/2012 Xiong D6/601
8,418,294 B1 4/2013 Davis
D686,027 S * 7/2013 Wagner D6/601
D718,074 S * 11/2014 Savolainen D6/601
9,131,792 B1 * 9/2015 Wagner A47G 9/1063
9,516,951 B2 * 12/2016 Rustemeyer A47C 20/026
D785,184 S * 4/2017 Higgins D24/184
D798,633 S * 10/2017 Zanki D6/601
9,782,015 B2 * 10/2017 Zanki A47C 20/025
D842,626 S * 3/2019 Zanki D6/601
D843,135 S * 3/2019 Zanki D6/601
D843,755 S * 3/2019 Berry, Jr. D6/604
D854,354 S * 7/2019 Zanki D6/601
D856,705 S * 8/2019 Tovar D6/601
D862,116 S * 10/2019 Zanki D6/601
D862,117 S * 10/2019 Zanki D6/601
D862,932 S * 10/2019 Zanki D6/601
D888,179 S * 6/2020 Jurado Navarro D21/804
D894,635 S * 9/2020 Clause D6/601
D898,440 S * 10/2020 Clause D6/601
2004/0237199 A1 12/2004 Hirst
2009/0100601 A1 4/2009 Battaglia
2011/0277243 A1 * 11/2011 Crompton A47C 20/026
5/632
2013/0036555 A1 * 2/2013 Weilert A47C 20/026
5/632
2013/0276236 A1 * 10/2013 Rasmussen A47G 9/1027
5/640
2016/0081485 A1 * 3/2016 Tovar A47C 20/025
5/631
2019/0069686 A1 * 3/2019 Miller A47C 20/023
2019/0069698 A1 * 3/2019 Lin A47C 20/02

* cited by examiner

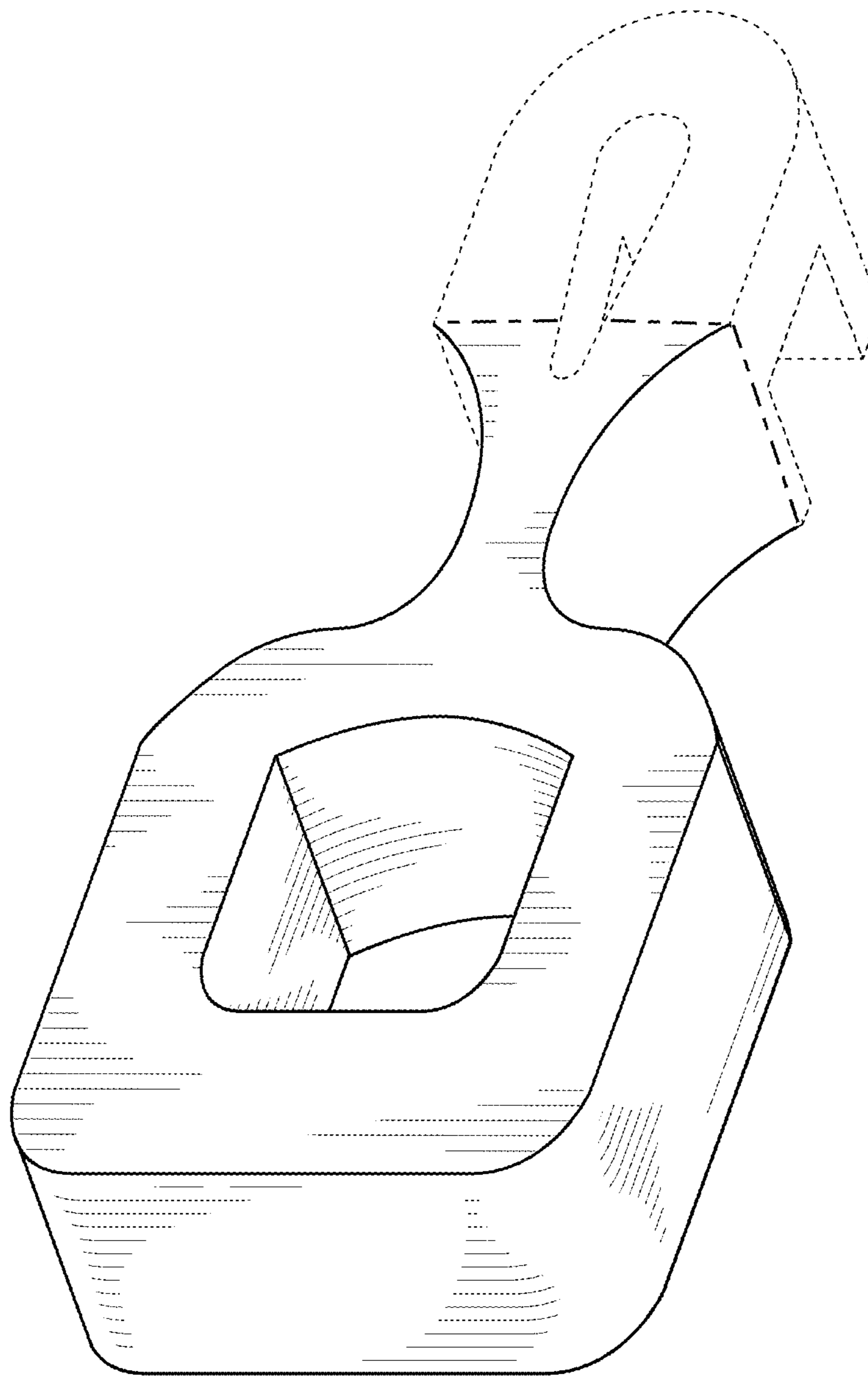


FIG. 1

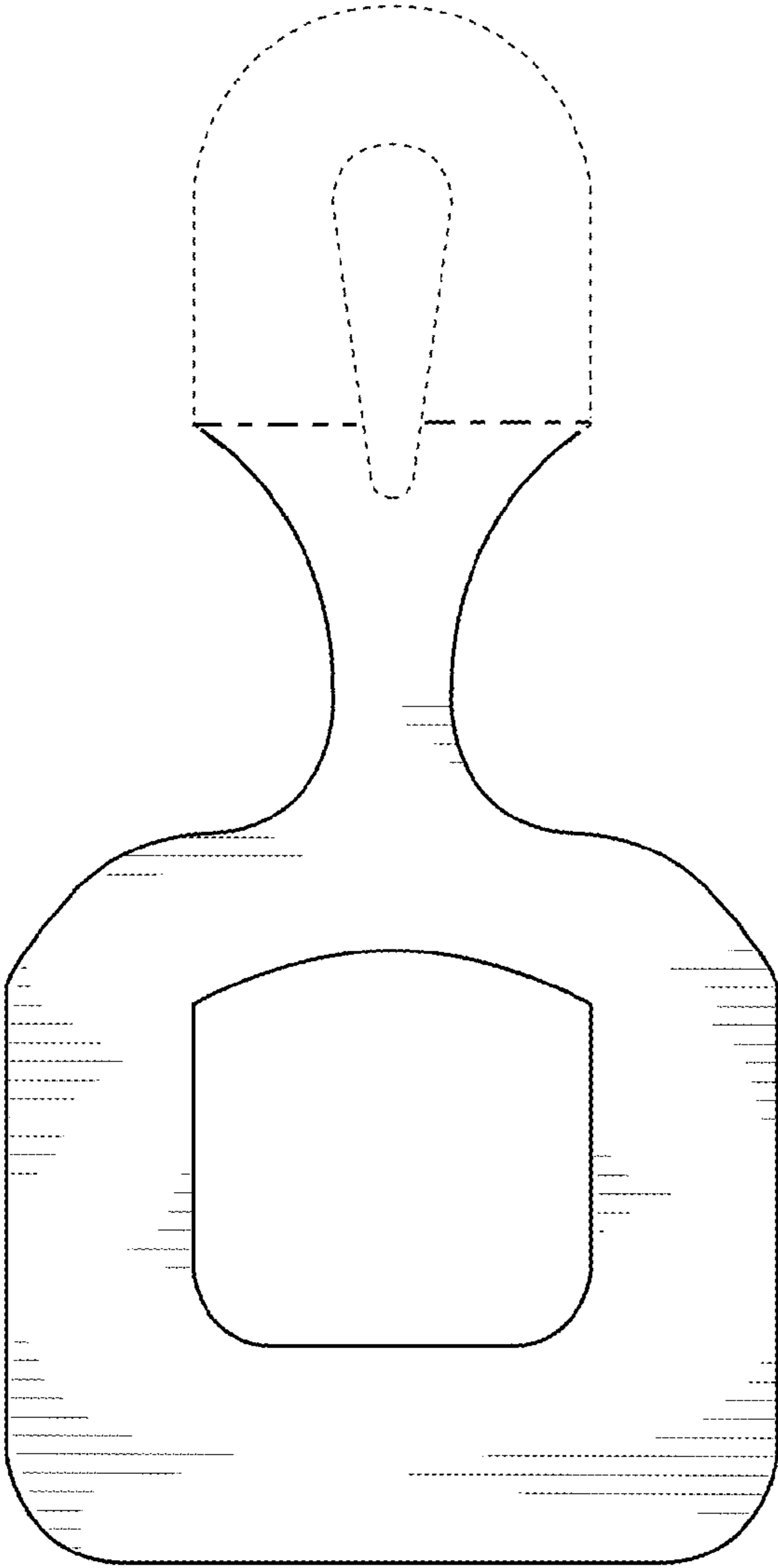


FIG. 2

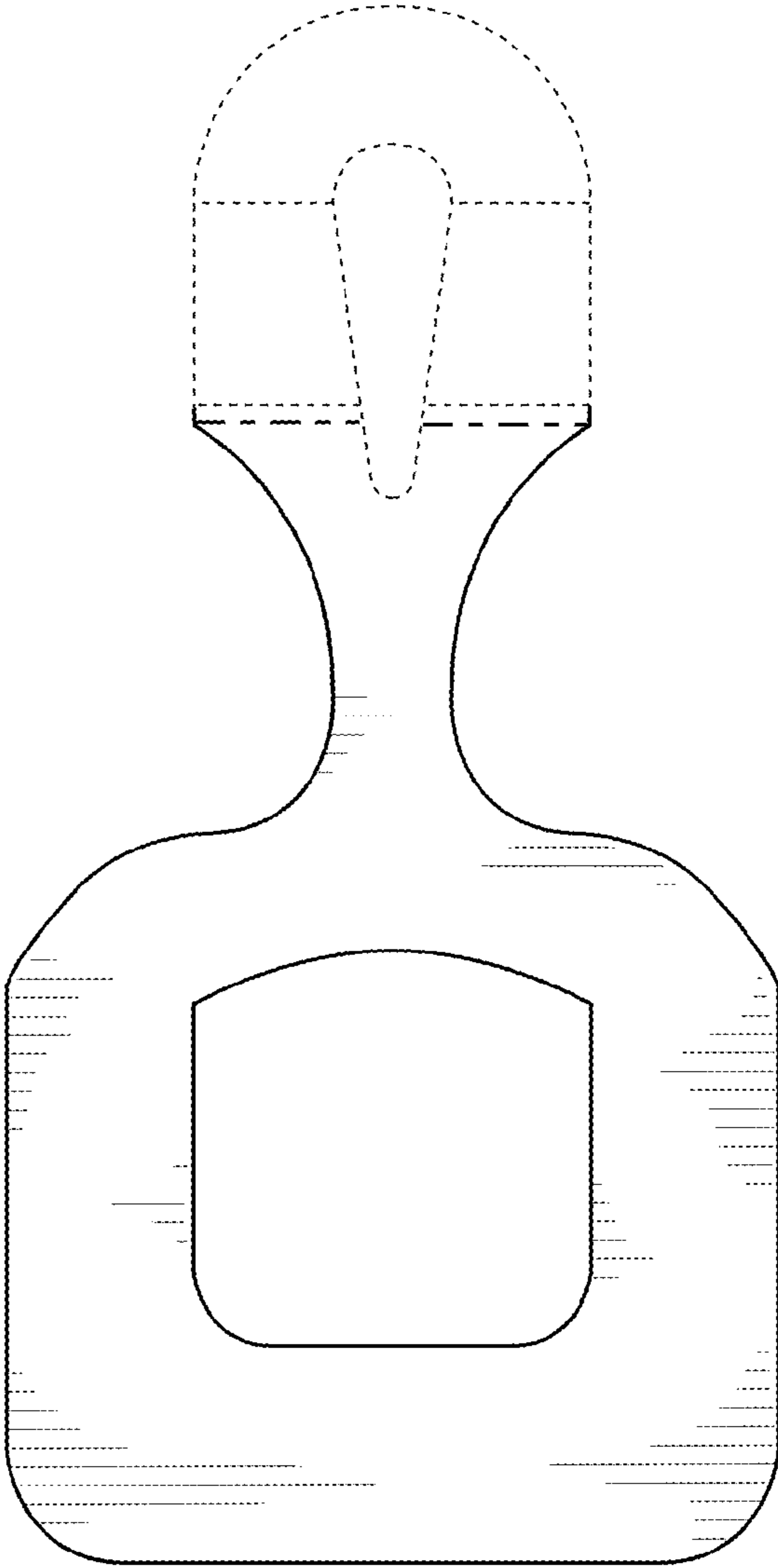


FIG. 3

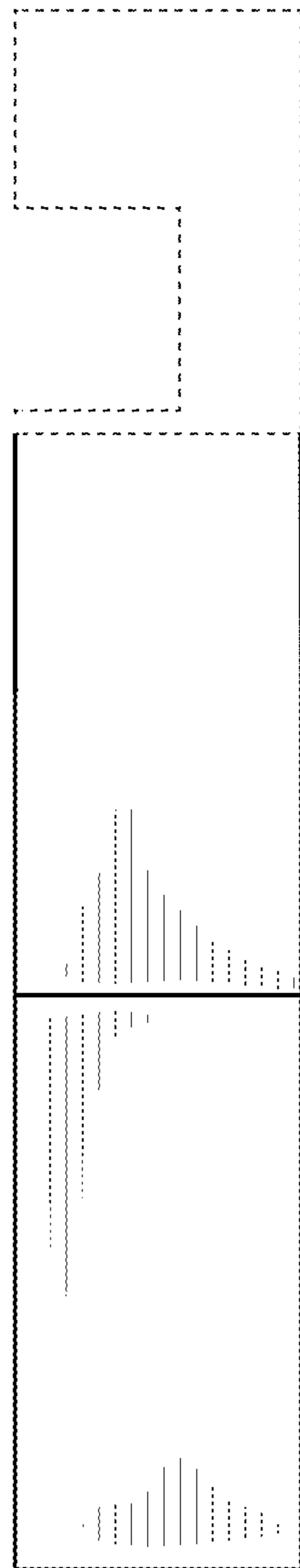


FIG. 4

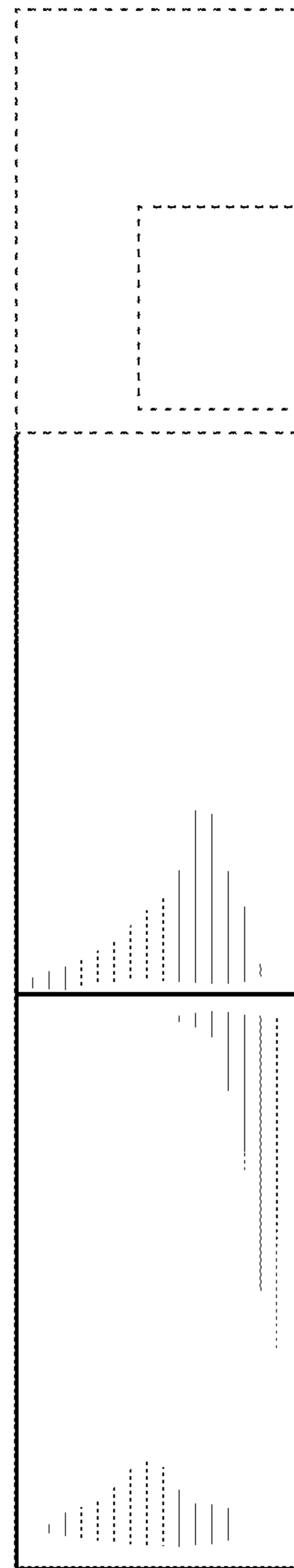


FIG. 5



FIG. 6

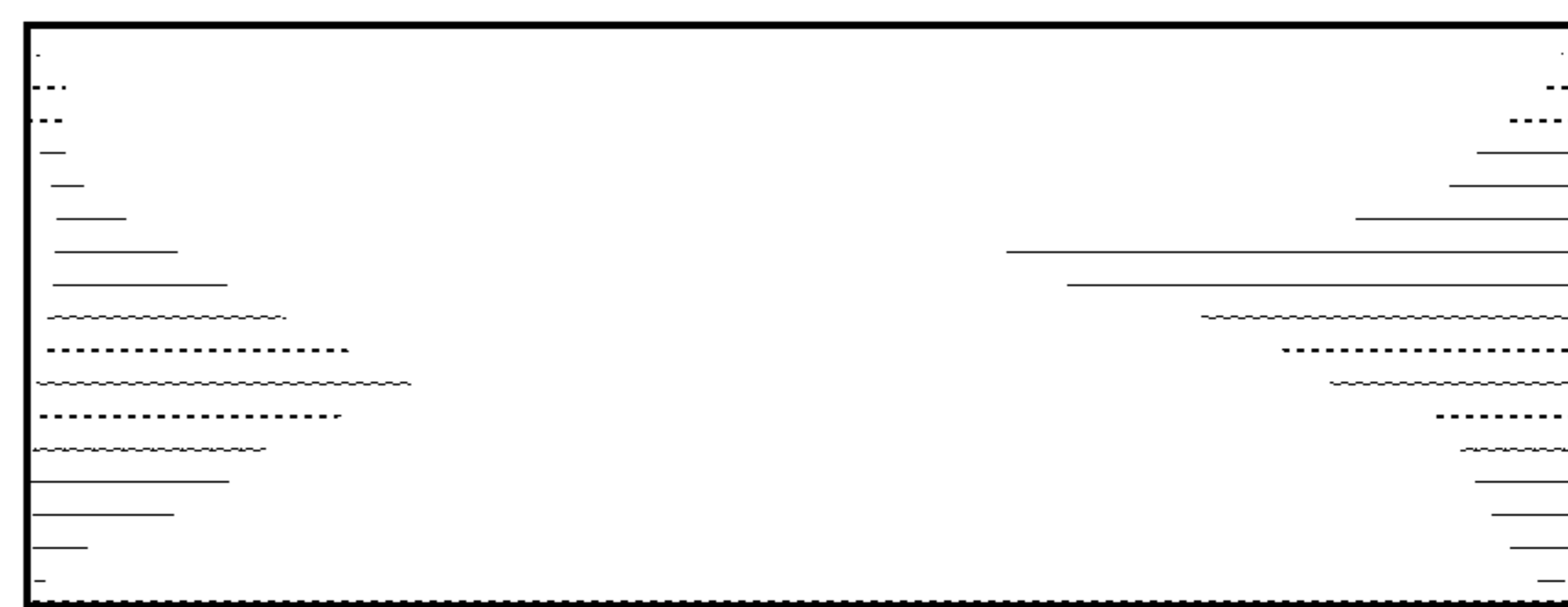


FIG. 7

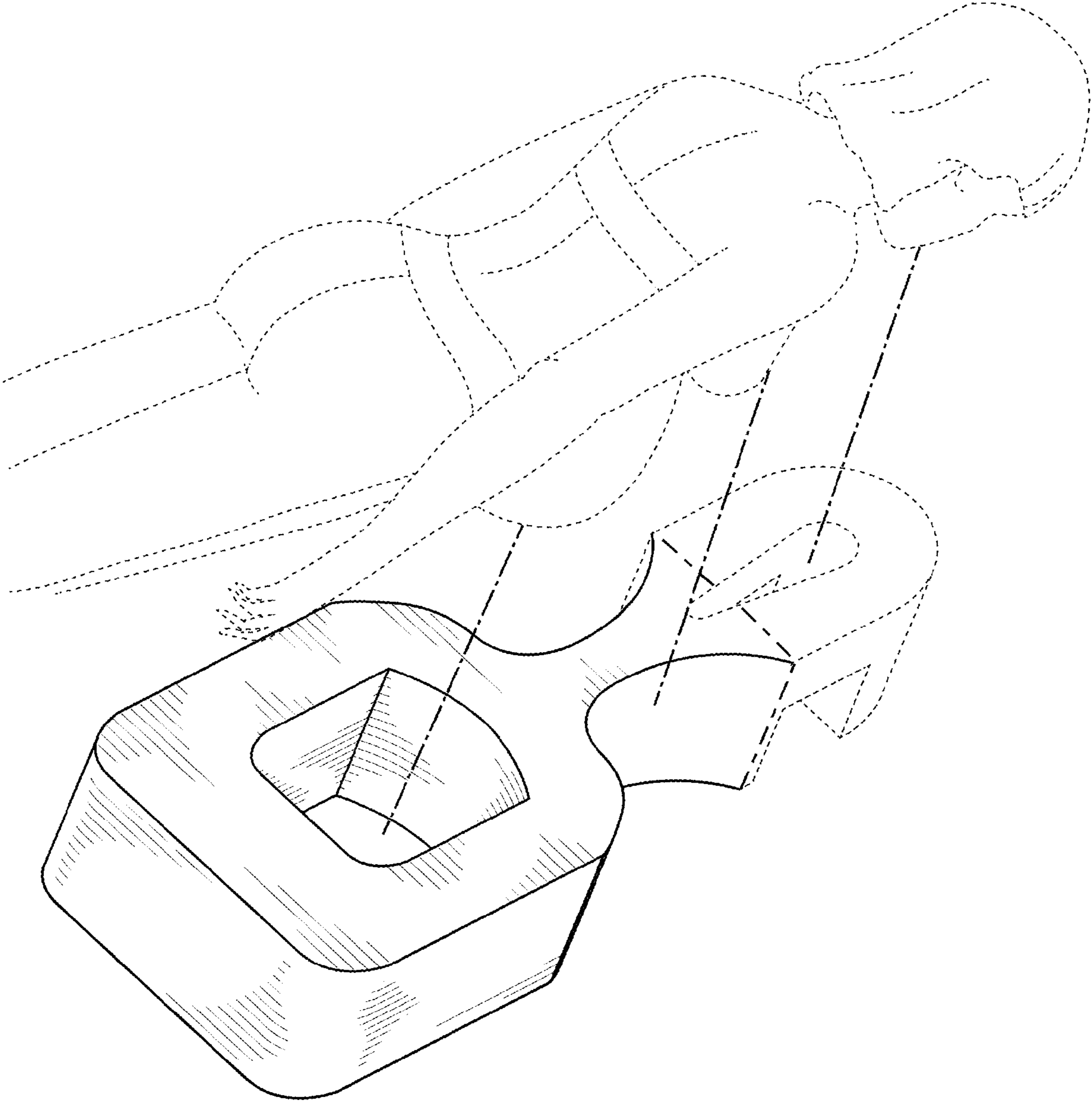


FIG. 8

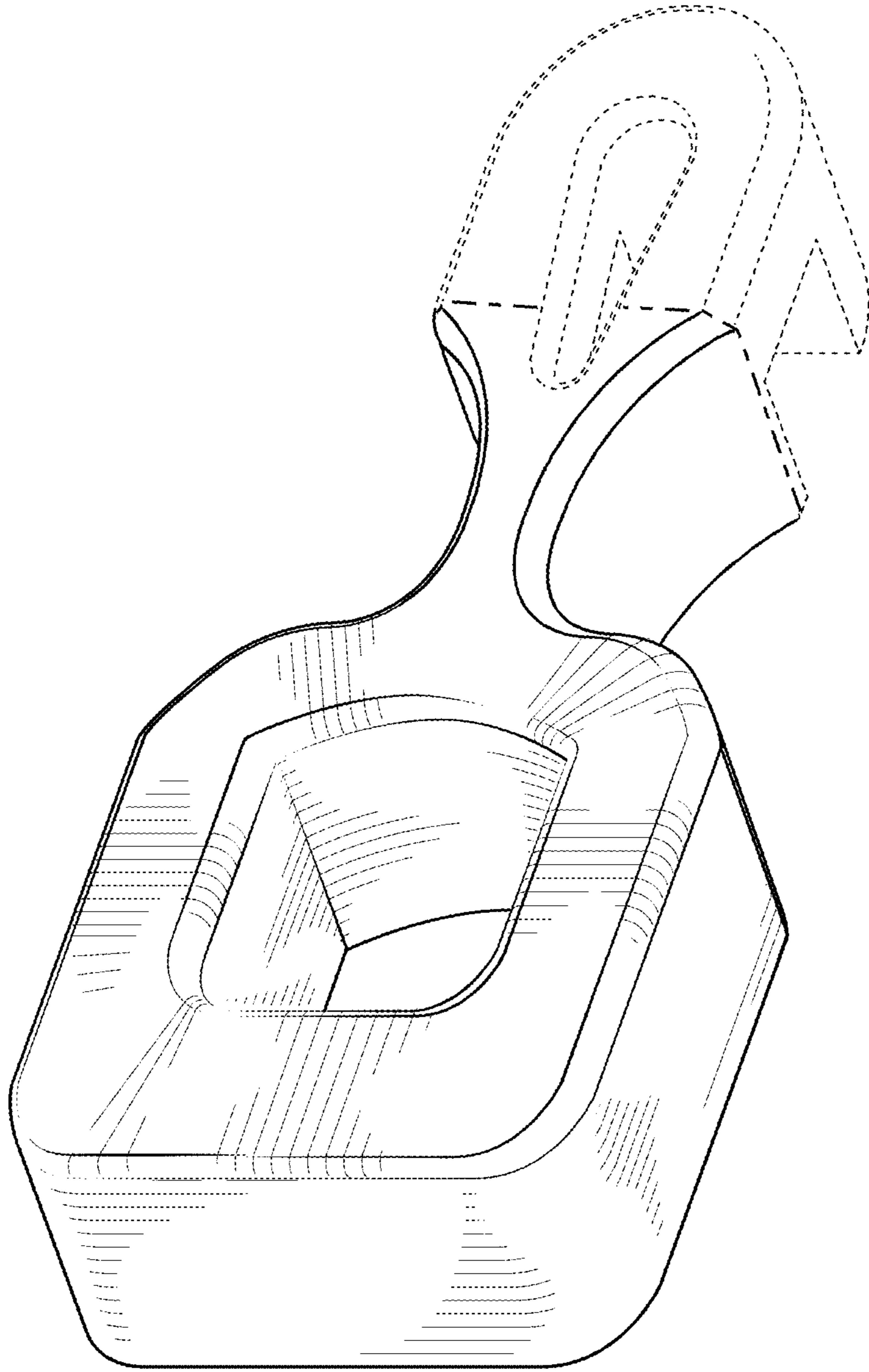


FIG. 9

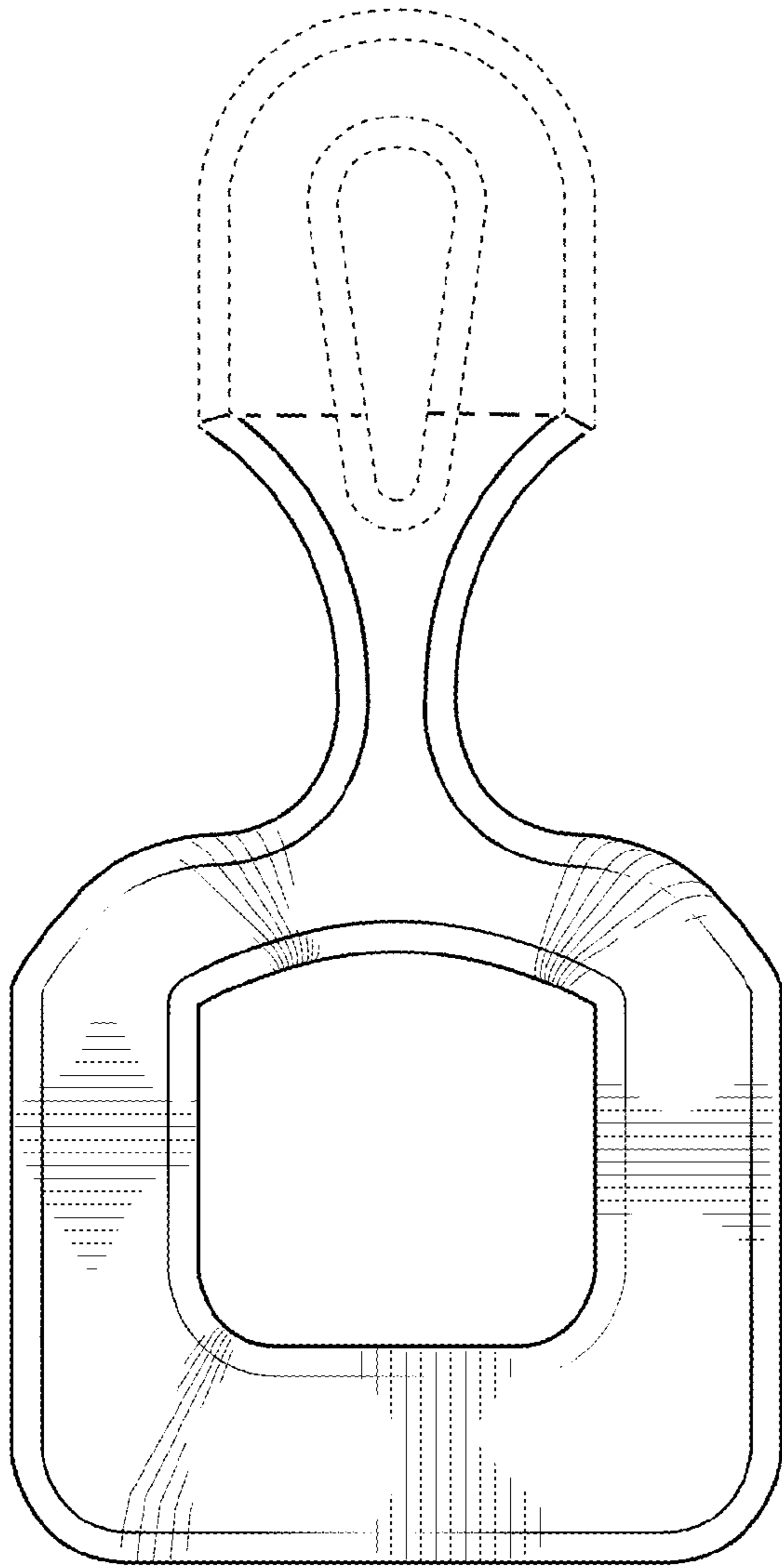


FIG. 10

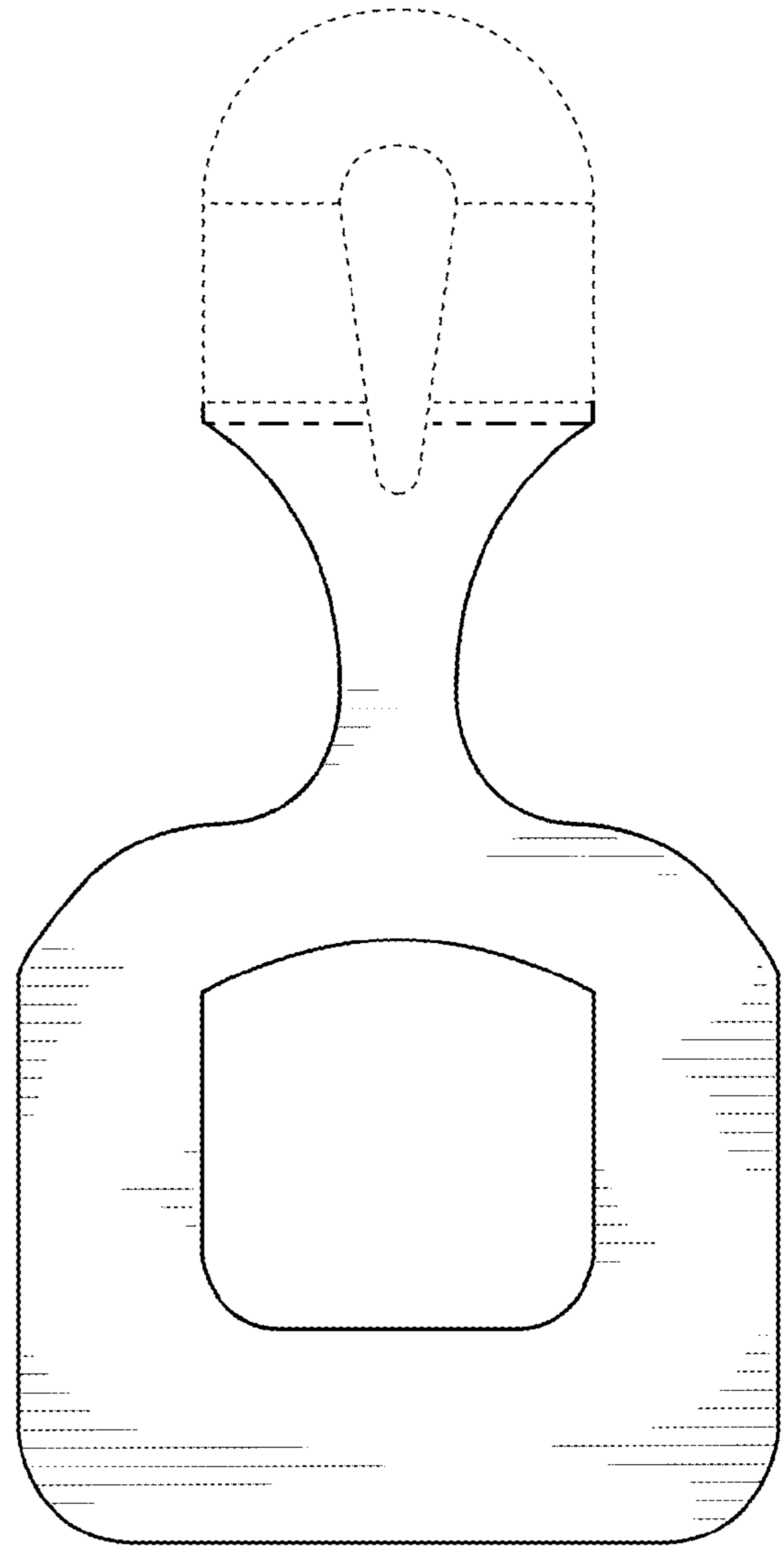


FIG. 11

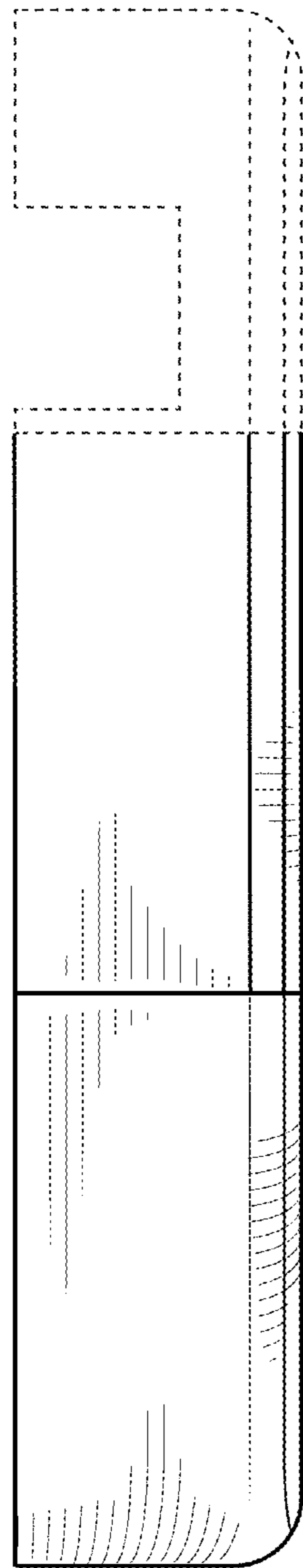


FIG. 12

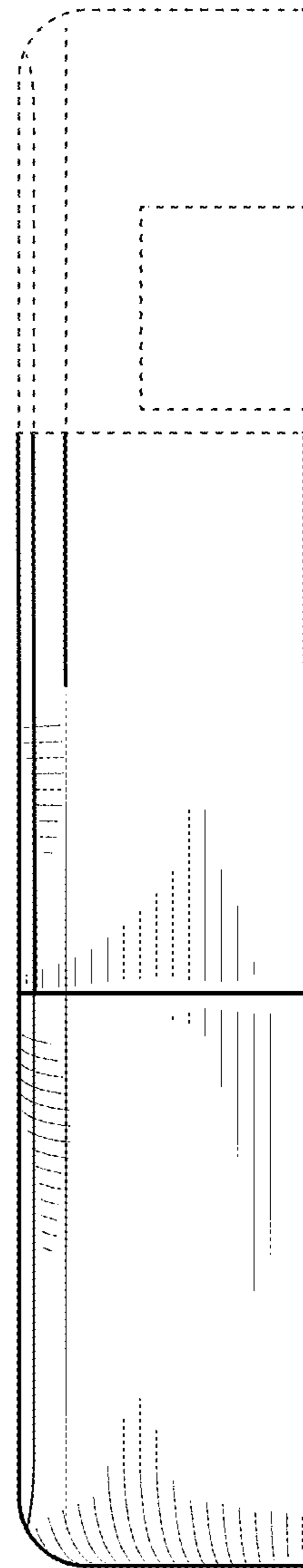


FIG. 13




FIG. 14

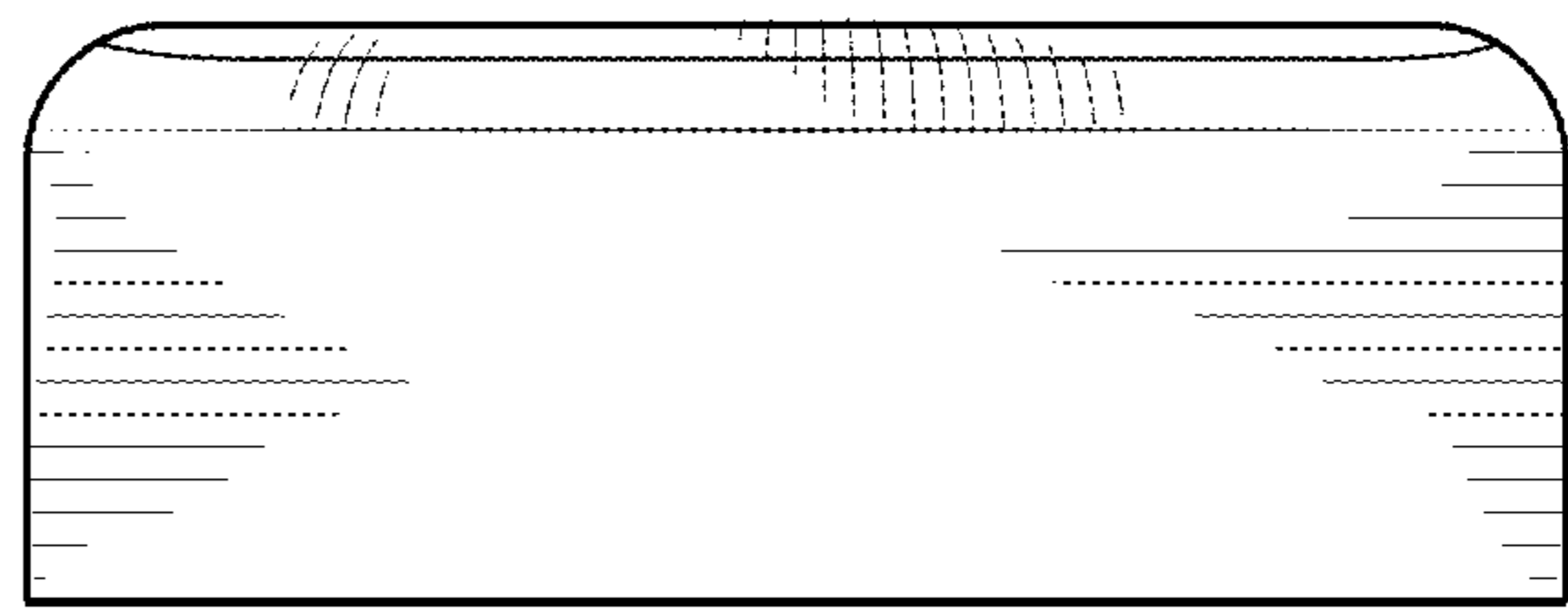


FIG. 15

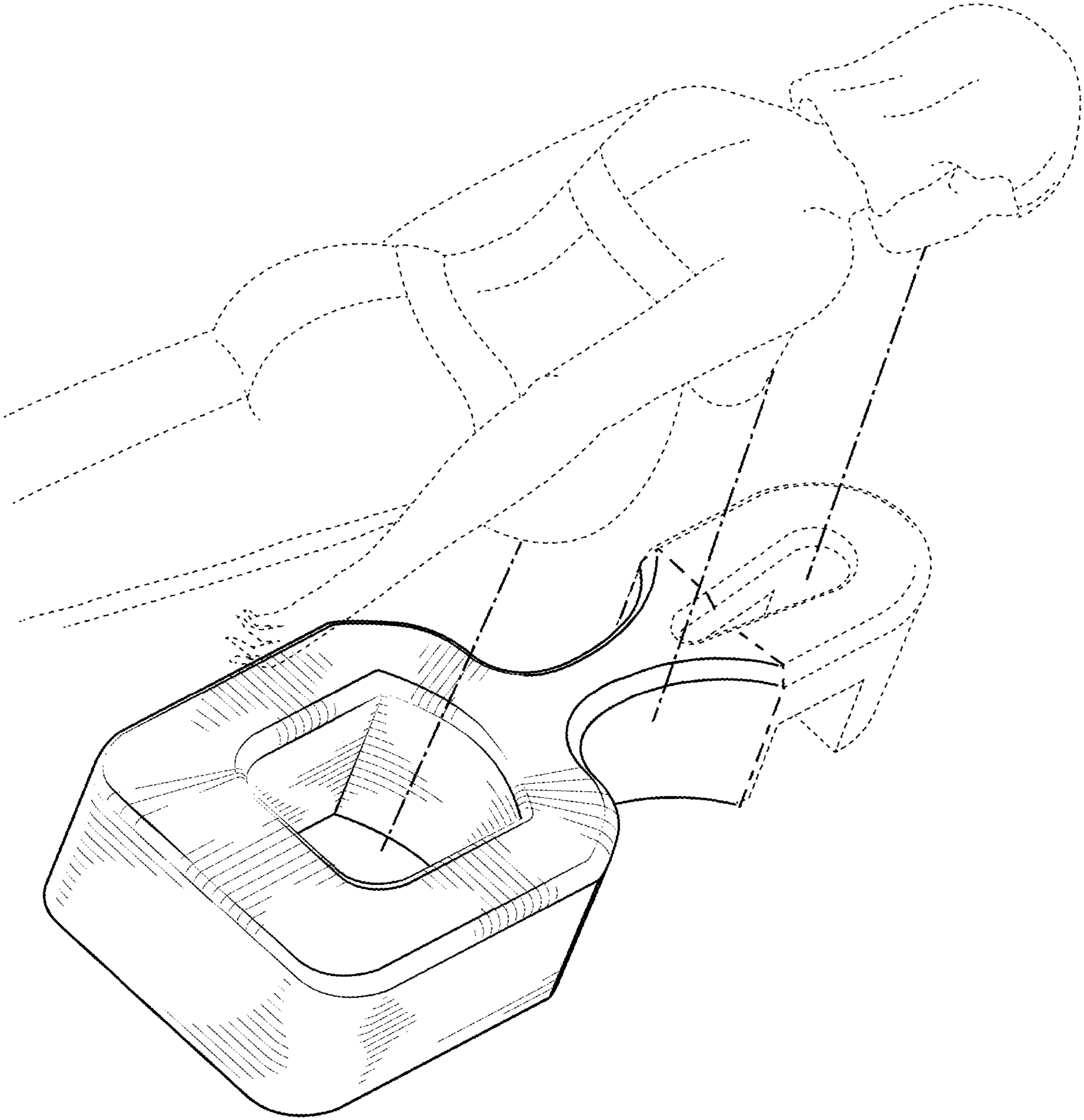


FIG. 16