



US00D916515S

(12) **United States Design Patent** (10) **Patent No.:** **US D916,515 S**
Wilson (45) **Date of Patent:** **** Apr. 20, 2021**

- (54) **RACK**
- (71) Applicant: **Spectrum Diversified Designs, LLC**,
Streetsboro, OH (US)
- (72) Inventor: **Courtney K. Wilson**, Chardon, OH
(US)
- (73) Assignee: **Spectrum Diversified Designs, LLC**,
Streetsboro, OH (US)
- (**) Term: **15 Years**
- (21) Appl. No.: **29/682,093**
- (22) Filed: **Mar. 1, 2019**
- (51) **LOC (13) Cl.** **06-04**
- (52) **U.S. Cl.**
USPC **D6/572**
- (58) **Field of Classification Search**
USPC D6/572, 320, 323, 533, 552, 566, 567,
D6/569, 570, 574; D8/370, 371, 372,
D8/373; D11/46, 143, 182; 211/13.1,
211/30, 31, 34, 35, 60.1, 65, 71.01,
211/74-75, 85.31, 85.5, 87.01, 94.01,
211/106, 125, 168, 171, 170, 189, 193,
211/105.1; 248/303, 227.4; 223/85,
223/87.01
CPC A47B 73/00; A47B 45/00; A47B 73/002;
A47F 5/0846; A47F 7/28; A47F 5/08;
A47F 7/00; A47F 5/0838; A47F 5/103;
B25H 3/04
See application file for complete search history.

- D390,013 S * 2/1998 Ho D6/323
- D395,957 S * 7/1998 Gunthert D6/320
- D494,048 S * 8/2004 Goodman D8/372
- D602,295 S * 10/2009 Ferguson D6/572
- D677,093 S * 3/2013 Benjamin D6/570
- D805,997 S * 12/2017 Jameson D12/223
- D811,769 S * 3/2018 Schmitz D6/533
- D821,831 S * 7/2018 Kasza D7/701

OTHER PUBLICATIONS

7 Peg Wall Mount Wood Rack, [online], [retrieved on Mar. 1, 2019].
Retrieved from Internet, <URL: <https://www.spectrumdiversified.com/products/7-peg-wall-mount-wood-rack>>.

* cited by examiner

Primary Examiner — Mark Booker

(74) *Attorney, Agent, or Firm* — Renner, Otto, Boisselle
& Sklar, LLP

(57) **CLAIM**

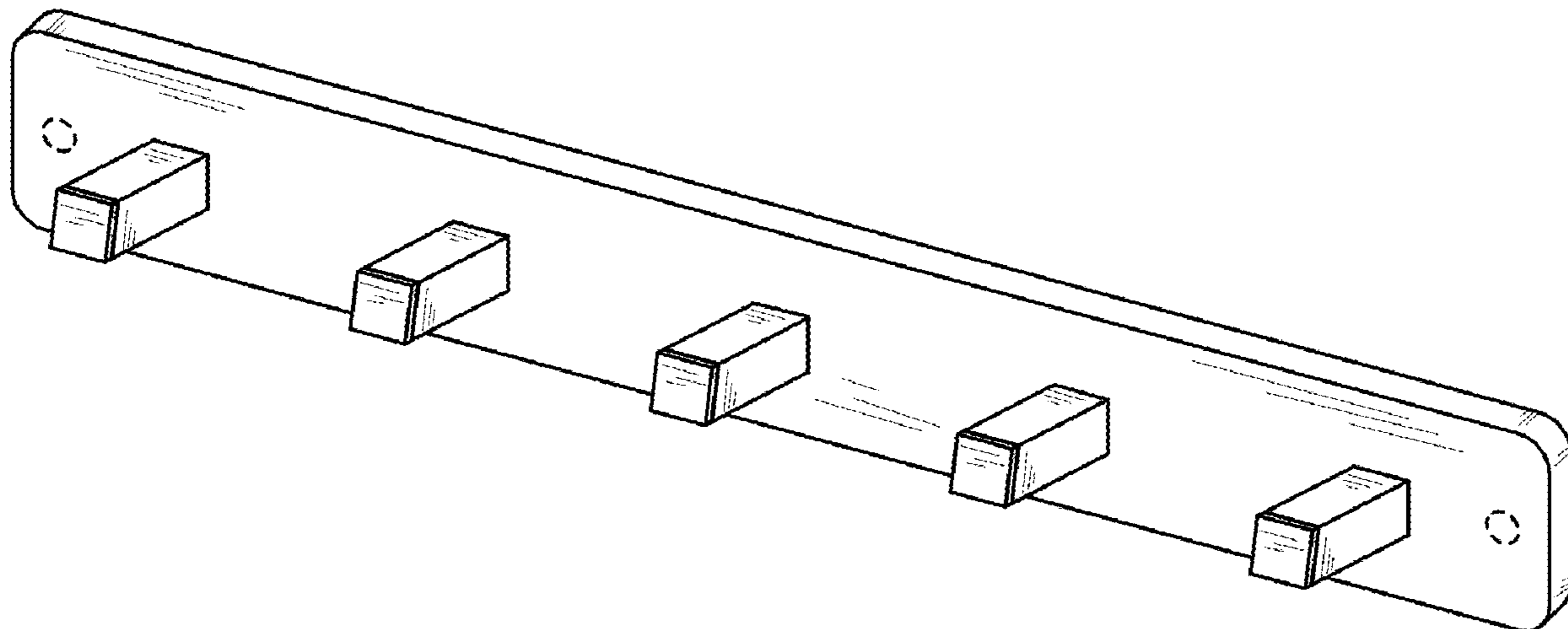
The ornamental design for a rack, as shown and described.

DESCRIPTION

FIG. 1 is a top, right, front perspective view of a rack showing my new design;
FIG. 2 is a front elevation view thereof;
FIG. 3 is a rear elevation view thereof;
FIG. 4 is a left side elevation view thereof;
FIG. 5 is a right side elevation view thereof;
FIG. 6 is a top plan view thereof; and,
FIG. 7 is a bottom plan view thereof.
The broken line showing is for the purpose of illustrating unclaimed portions of the rack and forms no part of the claimed design.

1 Claim, 4 Drawing Sheets

- (56) **References Cited**
U.S. PATENT DOCUMENTS
D372,620 S * 8/1996 Tisbo D6/572
D378,252 S * 3/1997 Smith D6/320



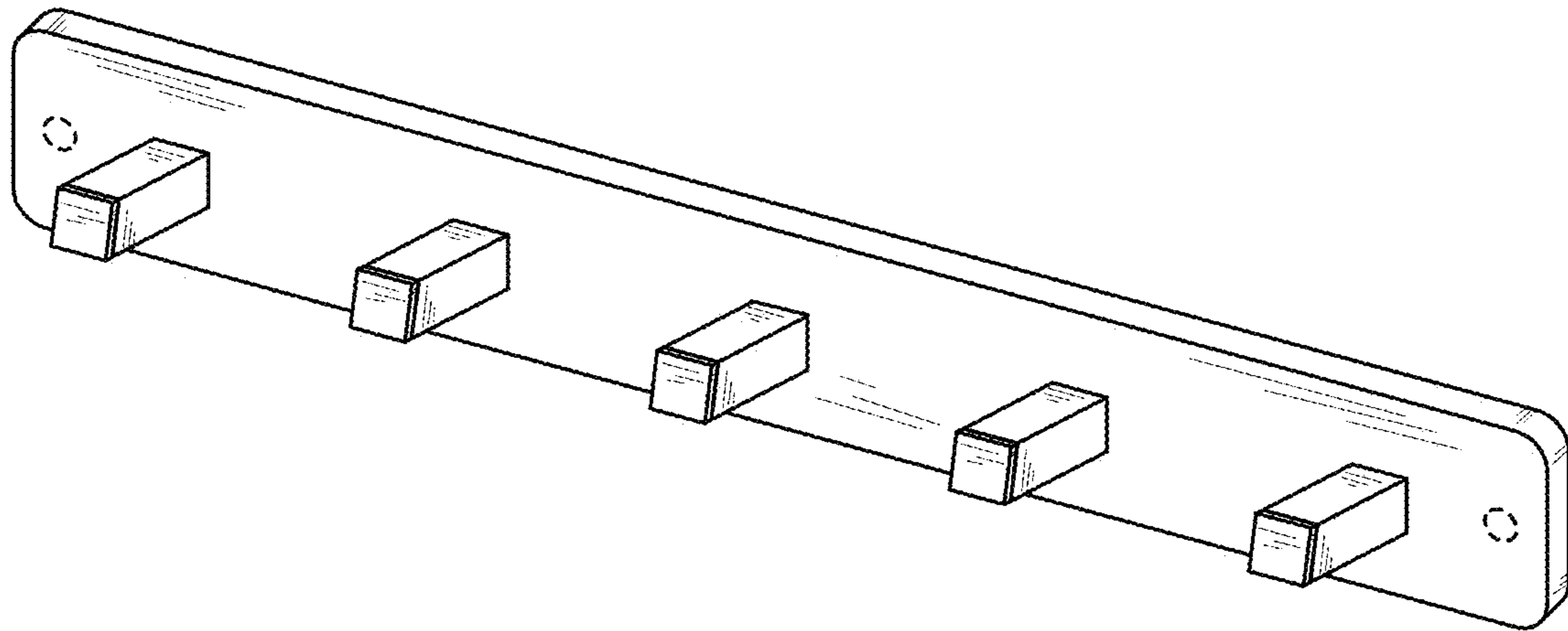


FIG. 1

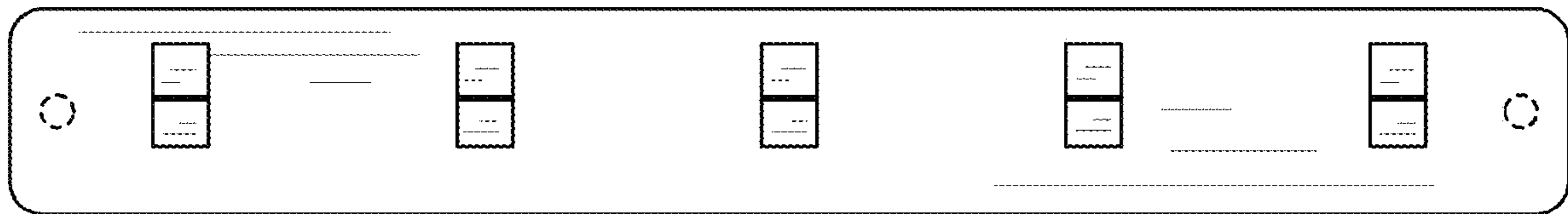


FIG. 2



FIG. 3

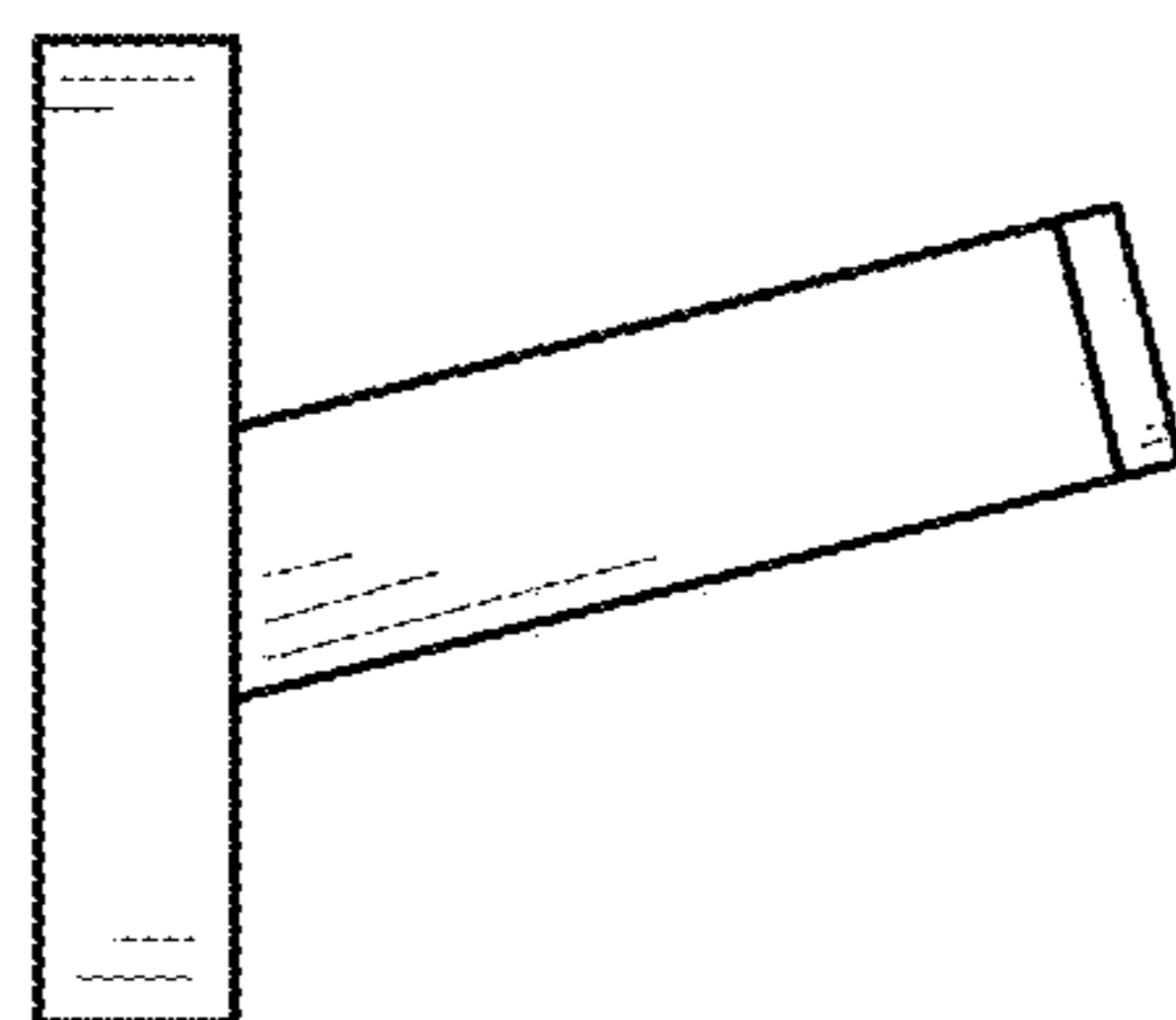


FIG. 4

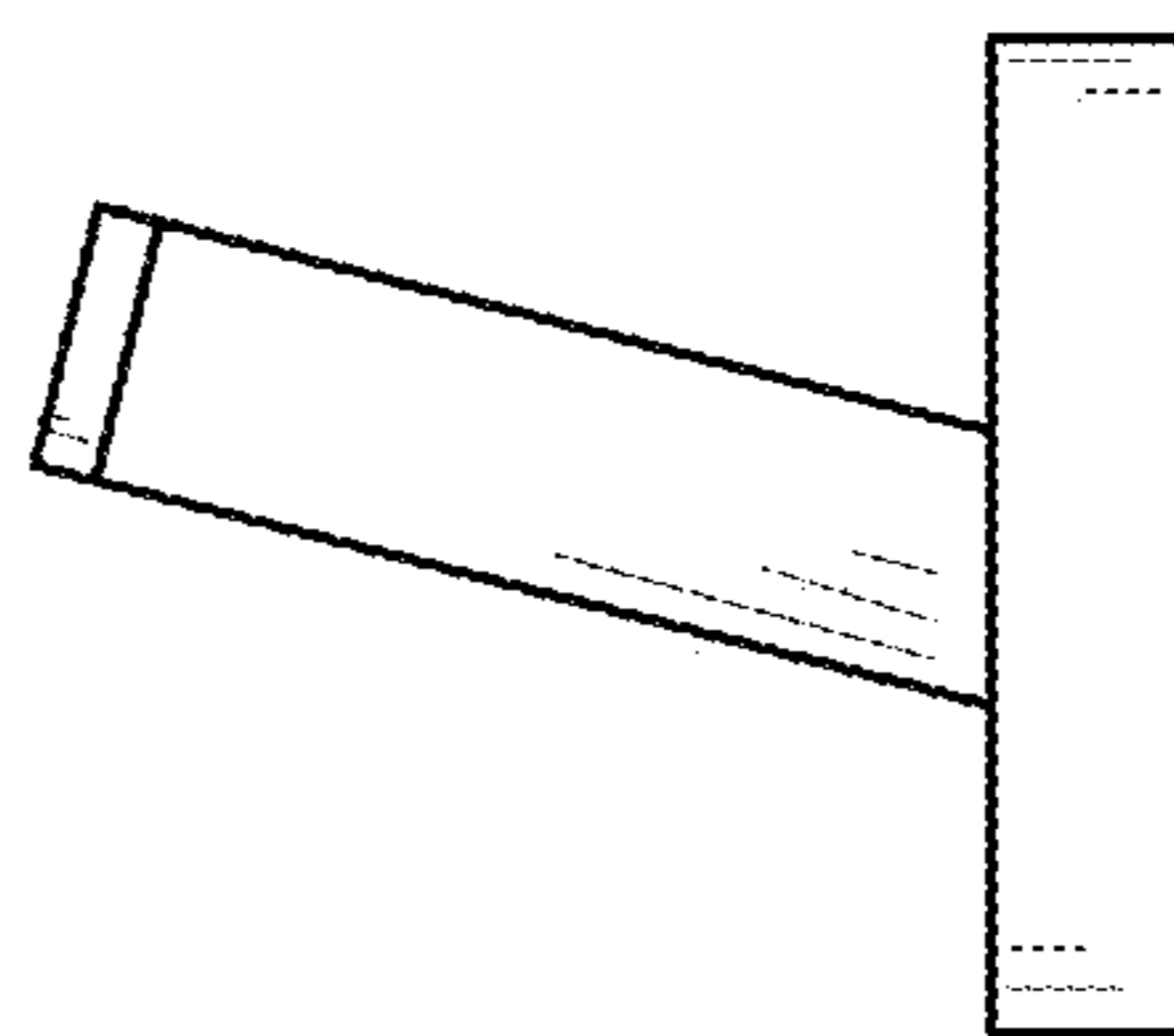


FIG. 5

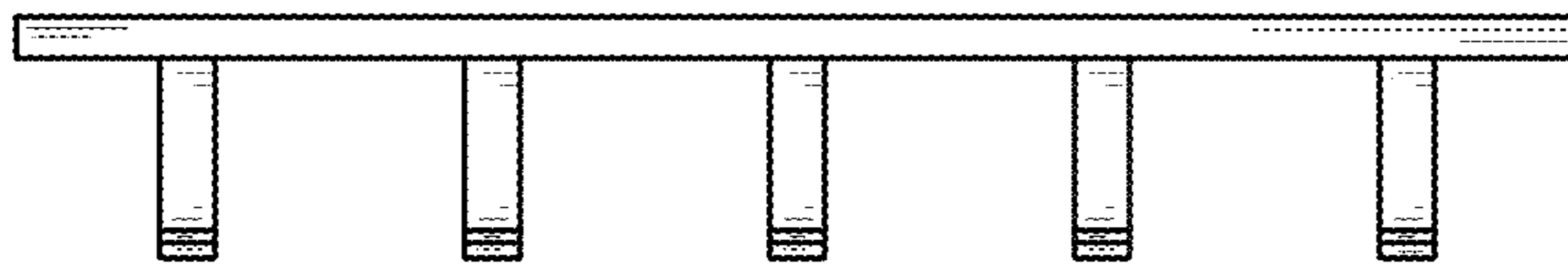


FIG. 6

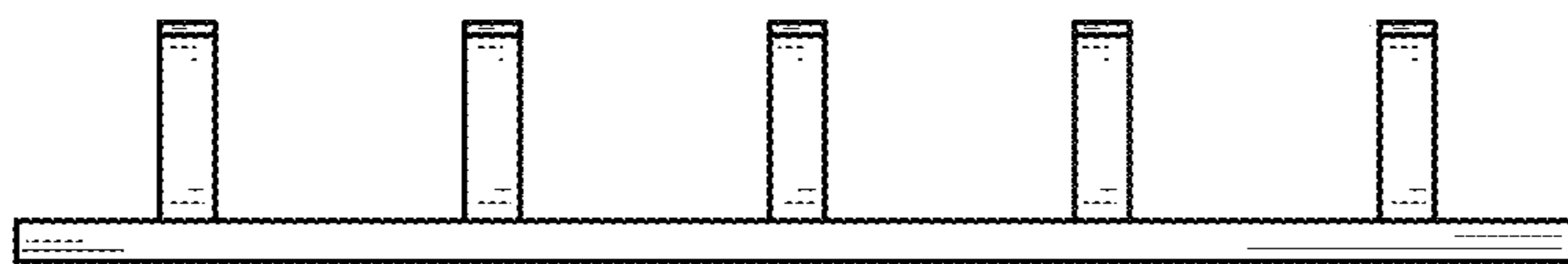


FIG. 7