



US00D916514S

(12) **United States Design Patent** (10) **Patent No.:** **US D916,514 S**  
**Lai** (45) **Date of Patent:** **\*\* Apr. 20, 2021**

(54) **JEWELRY RACK**  
(71) Applicant: **My Gift Enterprise, LLC**,  
Woodinville, WA (US)  
(72) Inventor: **Sin Lai**, Woodinville, WA (US)  
(\*\*) Term: **15 Years**  
(21) Appl. No.: **29/694,100**  
(22) Filed: **Jun. 7, 2019**  
(51) **LOC (13) Cl.** ..... **06-04**  
(52) **U.S. Cl.**  
USPC ..... **D6/571**  
(58) **Field of Classification Search**  
USPC ..... D6/553, 512, 566, 672, 673, 677.2,  
D6/677.5, 680, 680.3, 681, 681.1, 681.2,  
D6/681.3, 682.4, 682.5, 560, 567, 571,  
D6/682.6, 574; D3/304, 306; 206/202,  
206/513, 557; 211/13.1, 41.3, 41.4,  
211/86.01, 88.01, 134, 126.1, 181.1;  
220/485, 488  
CPC ..... A47F 5/04; A47F 7/02; A47F 5/02; A47F  
5/0876; A47F 5/10  
See application file for complete search history.

D880,191 S \* 4/2020 Lai ..... D6/571  
D888,460 S \* 6/2020 Bickers ..... D6/553  
D901,934 S \* 11/2020 Chiang ..... D6/571

**OTHER PUBLICATIONS**

Ilyapa Store, Ilyapa Wall Mounted Jewelry Organizer etc. Nov. 20, 2020, Amazon.com, Inc., URL:https://www.amazon.com/Ilyapa-Mounted-Jewelry-Organizer-Rustic/dp/B07NBNJF9W/ref=cm\_cr\_arp\_d\_product\_top?ie=UTF8, 1 page, retrived Nov. 20, 2020 (Year: 2020).\*

\* cited by examiner

*Primary Examiner* — Mark Booker  
(74) *Attorney, Agent, or Firm* — Dean Craine; Marisa Whitaker

(57) **CLAIM**

The ornamental design for a jewelry rack, as shown and described.

**DESCRIPTION**

This patent contains at least one drawing/photograph executed in color. Copies of this patent with colored drawing(s)/photograph(s) will be provided by the Office upon request and payment of the necessary fee.

FIG. 1 is a front perspective view of a jewelry rack showing my new design.

FIG. 2 is a front elevation view thereof.

FIG. 3 is a rear elevation view thereof.

FIG. 4 is a top plan view thereof.

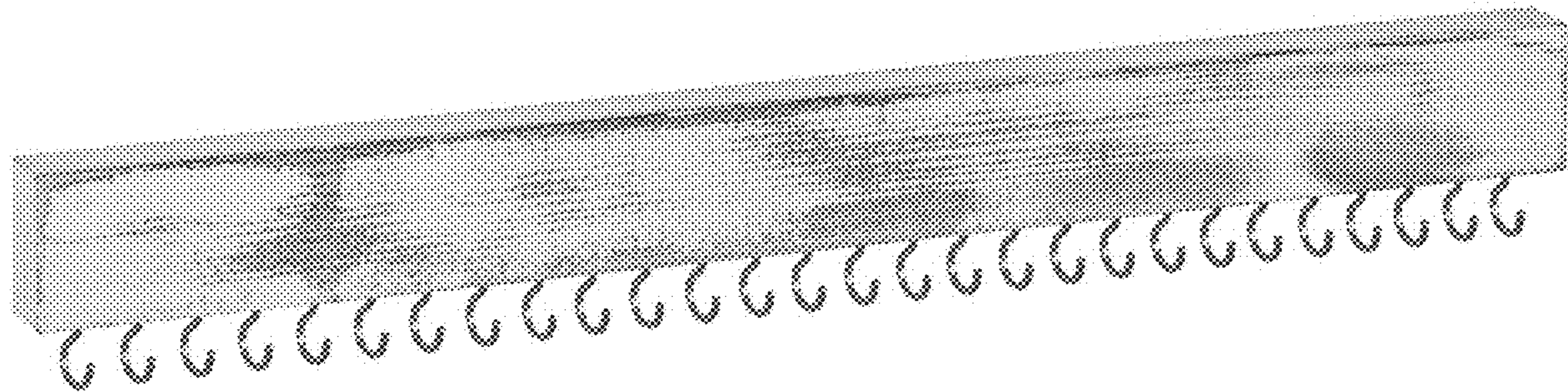
FIG. 5 is a bottom plan view of thereof.


FIG. 6 is a left-side elevation view thereof; and,

FIG. 7 is a right-side elevation view thereof.


**1 Claim, 7 Drawing Sheets**  
**(7 of 7 Drawing Sheet(s) Filed in Color)**

(56) **References Cited**  
U.S. PATENT DOCUMENTS  
D563,694 S \* 3/2008 Mitchell ..... D6/682.6  
D568,725 S \* 5/2008 Snider ..... D8/372  
D592,436 S \* 5/2009 Thompson ..... D6/574  
D658,417 S \* 5/2012 Kusmer ..... D6/567  
D672,594 S \* 12/2012 Kozak ..... D6/566  
D848,187 S \* 5/2019 Lee ..... D6/681.1







**FIG. 1**




**FIG. 2**



**FIG. 3**




**FIG. 4**



**FIG. 5**



**FIG. 6**



**FIG. 7**