

US00D916495S

(12) **United States Design Patent** (10) **Patent No.:** **US D916,495 S**
Ramm et al. (45) **Date of Patent:** **** Apr. 20, 2021**

(54) **STAND FOR A SHAVING RAZOR**
(71) Applicant: **The Procter & Gamble Company**, Cincinnati, OH (US)
(72) Inventors: **Christopher Ramm**, Attleboro, MA (US); **Robert Harold Johnson**, Boston, MA (US)
(73) Assignee: **The Gillette Company LLC**, Boston, MA (US)
(**) Term: **15 Years**
(21) Appl. No.: **29/660,084**
(22) Filed: **Aug. 17, 2018**
(51) **LOC (13) Cl.** **28-03**
(52) **U.S. Cl.**
USPC **D6/526**
(58) **Field of Classification Search**
USPC D6/526, 527; D3/201, 205; D9/737, D9/748, 749, 448; 206/244, 352, 361, 206/362.1, 362.2, 362.3, 208, 209, 228, 206/252, 354-360, 493, 775; 30/42-46, 30/514; 211/13.1, 66, 70.6, 86.01, 87.01, 211/89.01; 248/127, 176.1, 200, 205.5, 248/309.1, 314; D16/202, 219, 242; D10/70; D24/186
CPC . B26B 19/3806; B26B 19/3853; B26B 21/52; B26B 21/10; B26B 21/4006; B26B 21/522; B26B 21/40; B26B 21/36; B26B 19/14; B26B 19/38; B26B 19/382; B26B 19/3813; B65D 73/0064; B65D 73/0014; B65D 77/26; B65D 85/1081; B65D 5/5016; B65D 71/70; B65D 25/106; B65D 25/22
See application file for complete search history.

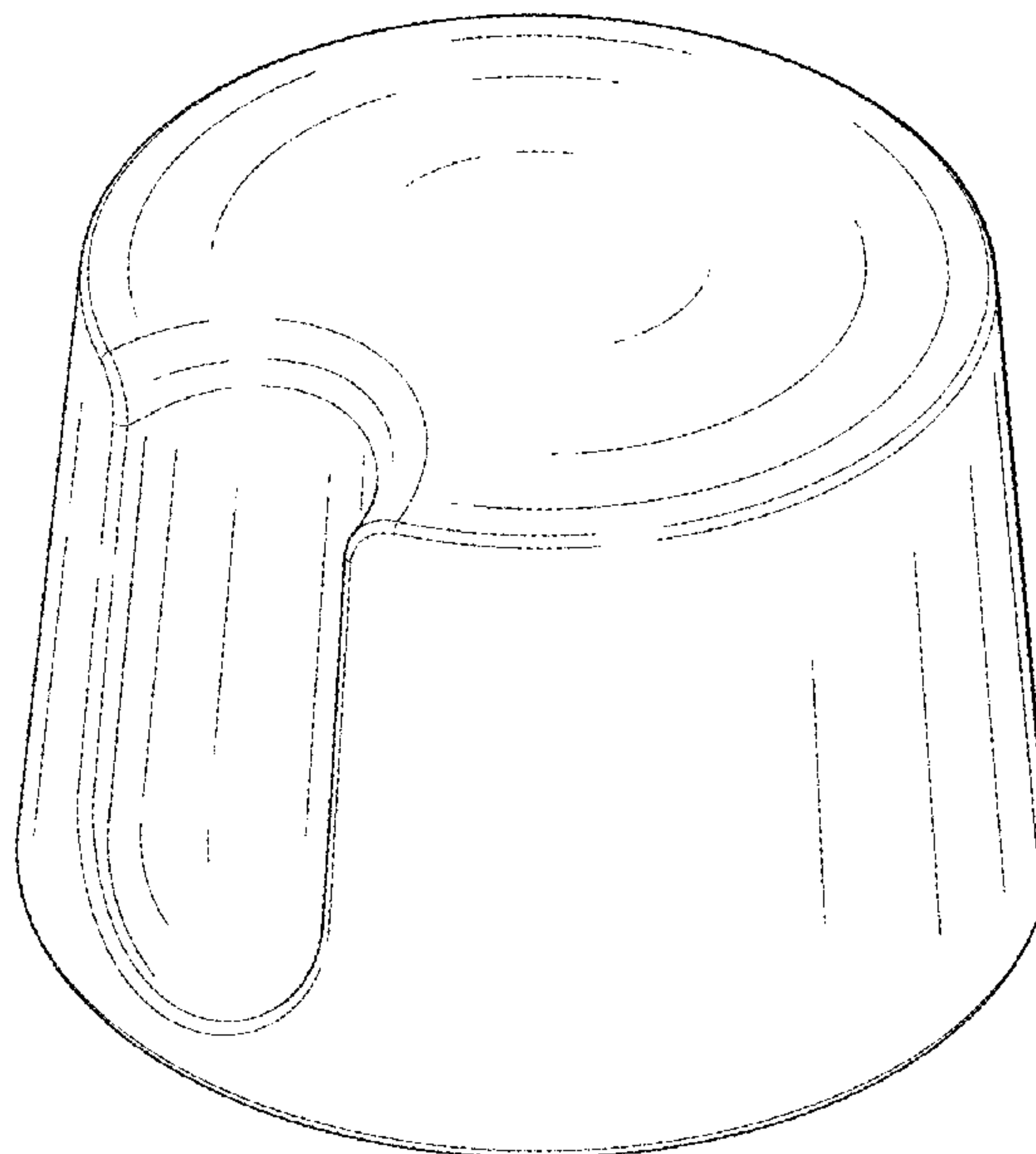
(56) **References Cited**
U.S. PATENT DOCUMENTS
D544,264 S 6/2007 Gallagher
D544,736 S * 6/2007 Jackson D6/526
D572,063 S 7/2008 Provost et al.
D632,516 S * 2/2011 Schulz D6/526
D634,955 S 3/2011 Cavazos Jimenez et al.
D675,048 S 1/2013 Coresh
D677,090 S 3/2013 Floyd et al.
D677,503 S 3/2013 Floyd et al.
D695,544 S 12/2013 Floyd et al.
D695,545 S 12/2013 Floyd et al.
D699,473 S 2/2014 Szczepanowski et al.
D820,000 S * 6/2018 Watson D6/526
D831,375 S * 10/2018 Ramm D6/526
D831,996 S * 10/2018 Grabes D6/526
10,104,950 B1 * 10/2018 Provost A45D 27/29
D839,627 S * 2/2019 Watson D6/526
2020/0178669 A1 * 6/2020 Johnson A45D 27/29

* cited by examiner
Primary Examiner — Mark Booker
(74) *Attorney, Agent, or Firm* — John M. Lipchitz

(57) **CLAIM**
The ornamental design for a stand for a shaving razor, as shown and described.

DESCRIPTION
FIG. 1 is a front perspective view of a stand for a shaving razor of the present invention;
FIG. 2 is a front view thereof;
FIG. 3 is a rear view thereof;
FIG. 4 is a right side view thereof;
FIG. 5 is a left side view thereof;
FIG. 6 is a top view thereof; and,
FIG. 7 is a bottom view thereof.
The broken lines are shown for illustrative purposes only and form no part of the claimed design.

1 Claim, 5 Drawing Sheets






FIG. 1

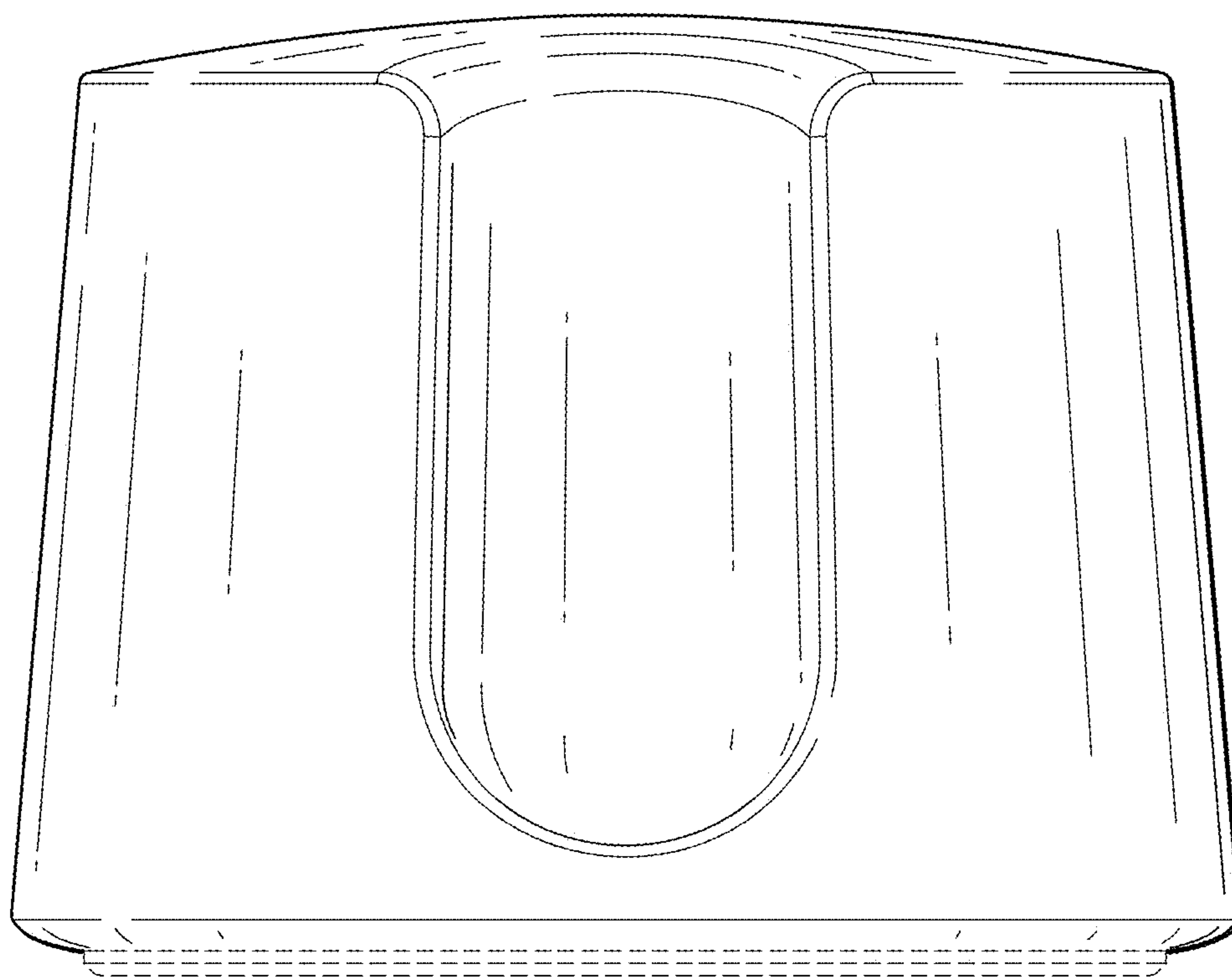


FIG. 2

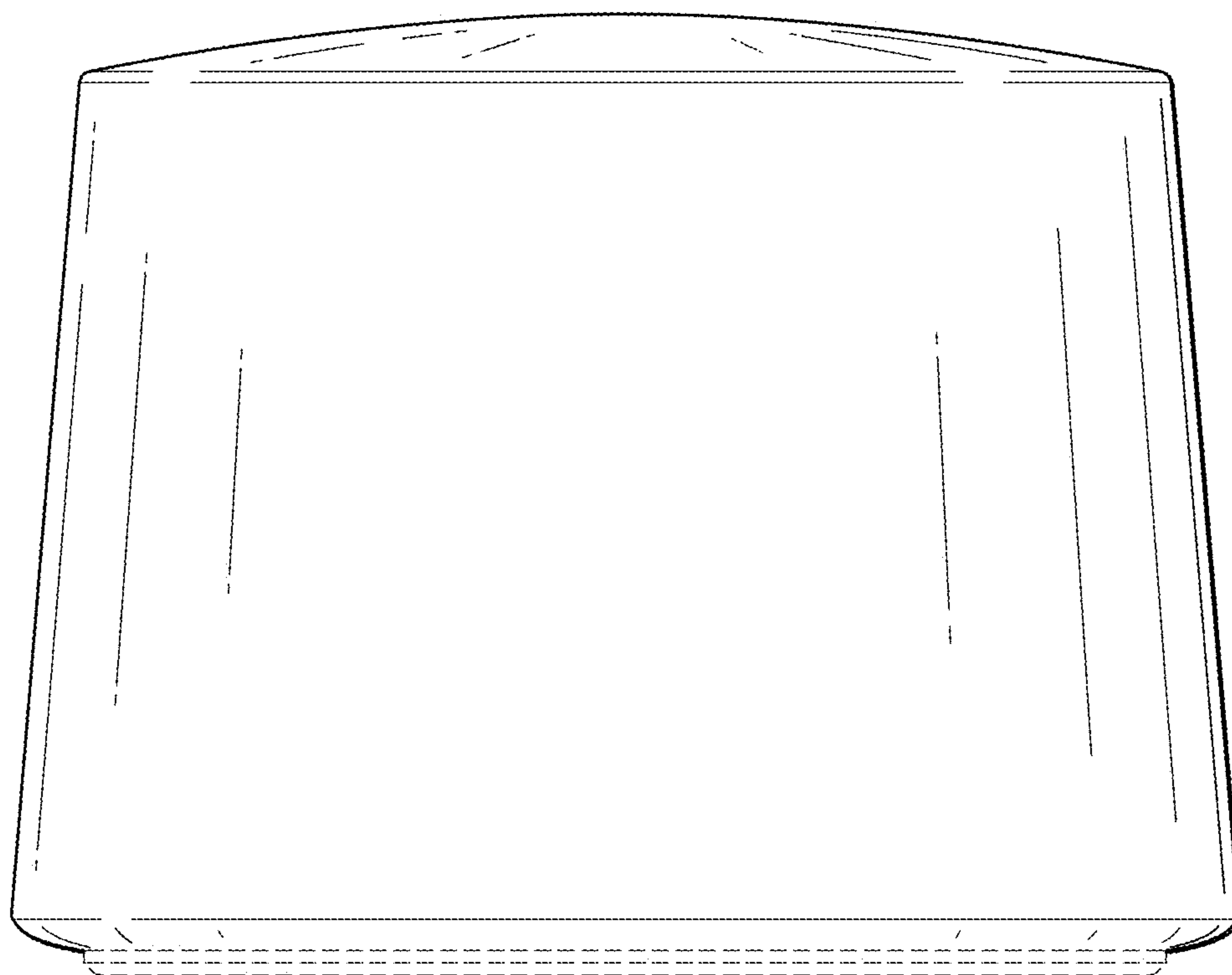


FIG. 3

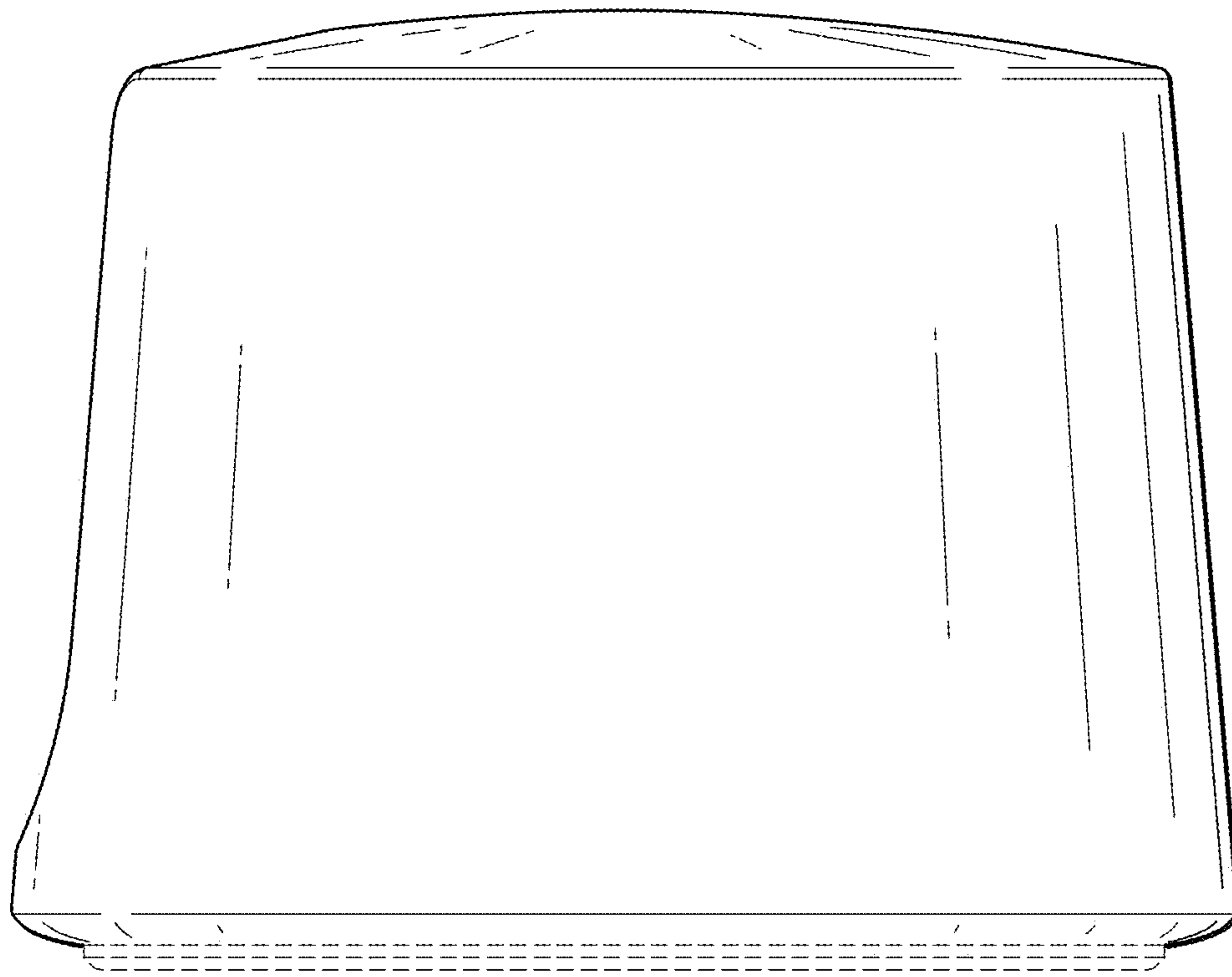


FIG. 4

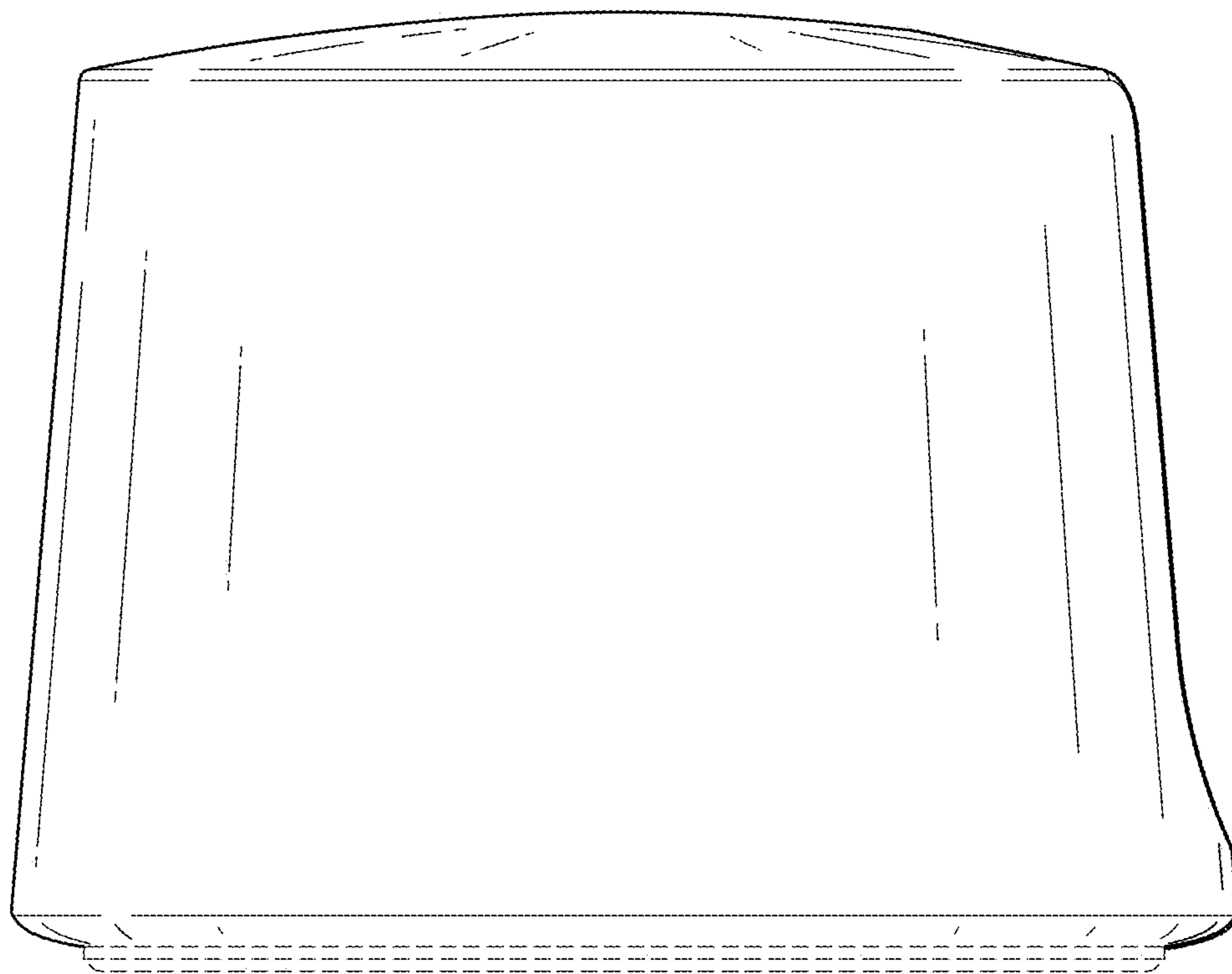


FIG. 5

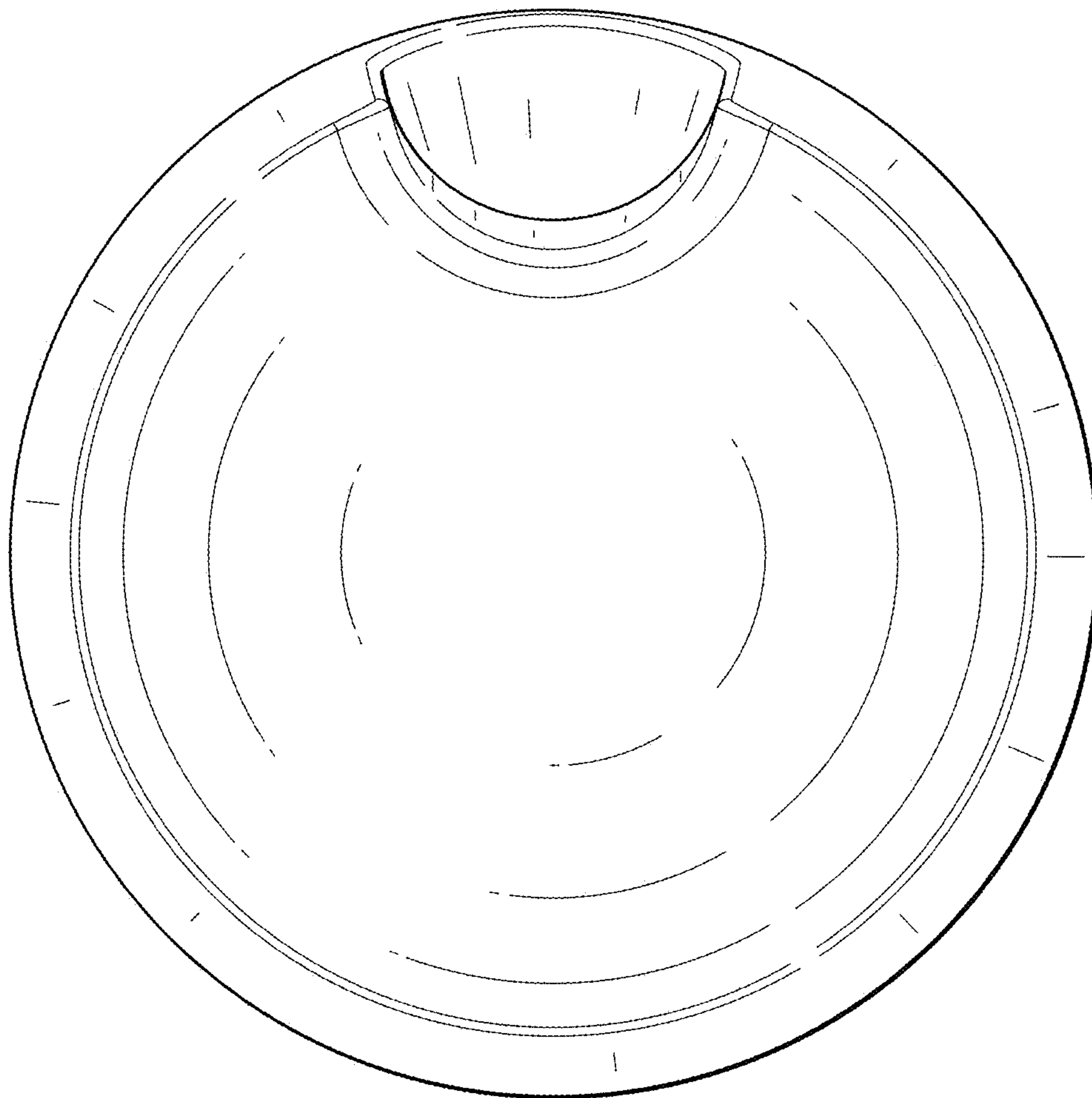


FIG. 6

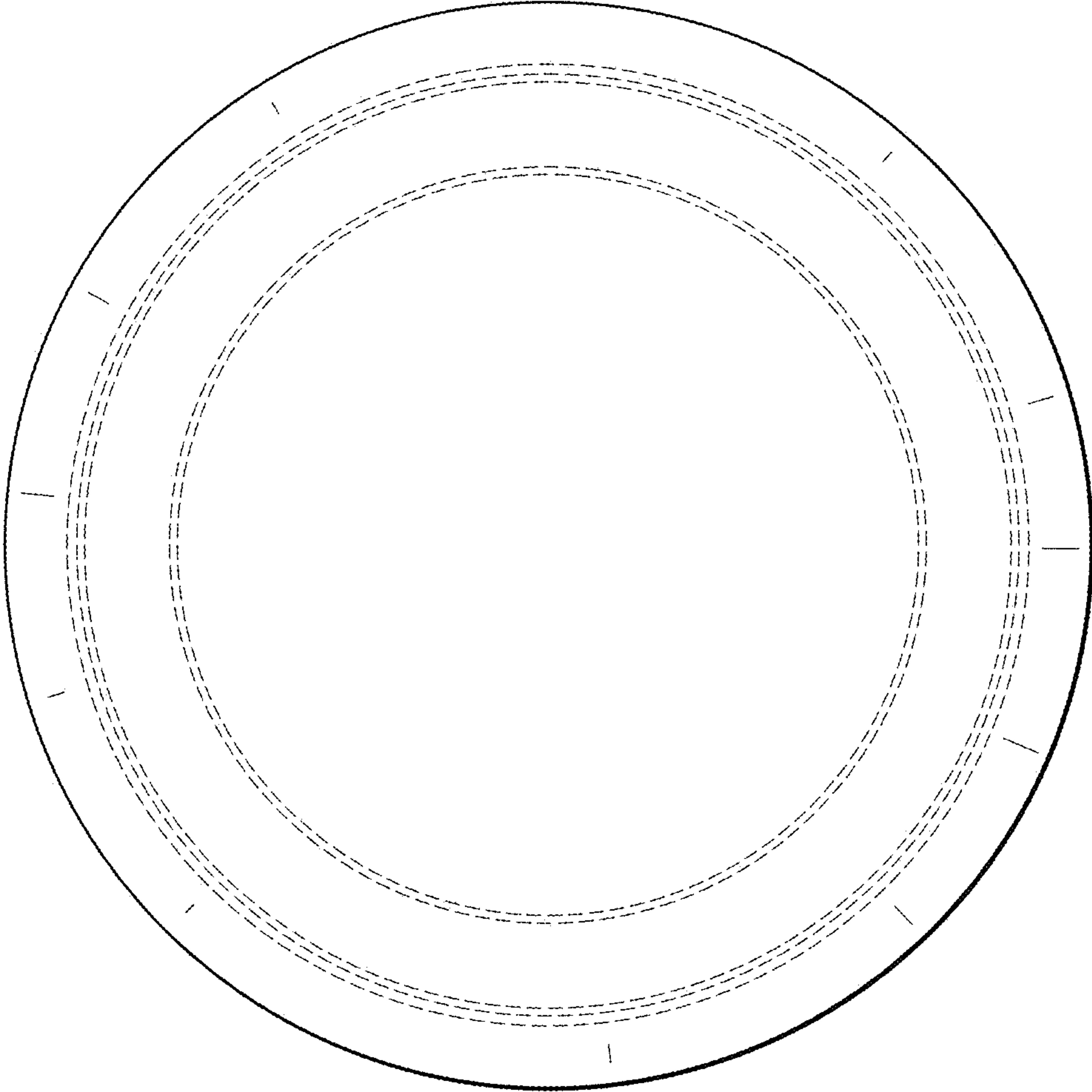


FIG. 7