



US00D916469S

(12) **United States Design Patent**
Fang

(10) **Patent No.:** **US D916,469 S**

(45) **Date of Patent:** **** Apr. 20, 2021**

- (54) **FABRIC**
- (71) Applicant: **Fujian Huajin Industrial Co., Ltd., Putian (CN)**
- (72) Inventor: **Huayu Fang, Putian (CN)**
- (**) Term: **15 Years**
- (21) Appl. No.: **29/670,933**
- (22) Filed: **Nov. 20, 2018**
- (51) **LOC (13) Cl.** **05-05**
- (52) **U.S. Cl.**
USPC **D5/60**
- (58) **Field of Classification Search**
USPC D5/4, 7, 11, 18, 21, 26, 29, 30, 32, 35, D5/36, 37, 40, 41, 43, 47, 48, 52, 53, 55, D5/56, 57, 58, 59, 60, 61, 62, 63, 64, 65, D5/66, 99; D6/582, 588, 589, 597, 608, D6/617, 619, 602, 612, 616, 622, 625; D19/1; D25/138; D32/57
CPC .. A61F 2002/30144; A61F 2002/30143; A61F 2013/53916; A61F 2013/530562; A61F 2013/00153; A61F 2013/0068; B44F 3/00; B44F 7/00; F41H 3/02; D21F 1/0027; D21H 27/02
See application file for complete search history.

- D187,102 S * 1/1960 McCobb D25/103
- 3,485,699 A * 12/1969 Plummer D04H 1/66
156/290
- 3,485,706 A * 12/1969 Franklin D04H 1/495
428/134
- 4,154,885 A * 5/1979 Tecl D04H 1/66
156/181
- 4,925,722 A * 5/1990 Jeffers D04H 1/64
428/131
- 5,212,010 A * 5/1993 Curzio B29C 70/22
264/257
- D515,825 S * 2/2006 Eley D5/60
- 7,449,085 B2 * 11/2008 Hermans D21H 19/10
162/109
- D616,569 S * 5/2010 Bresciani D25/109
- D638,227 S * 5/2011 Lee D5/60
- 8,257,818 B2 * 9/2012 Ellis D04H 1/495
428/131

(Continued)

OTHER PUBLICATIONS

IStock seamless pattern vertical lines of black circles, Mar. 12, 2020, found on Aug. 2, 2020 at <https://www.istockphoto.com/vector/seamless-pattern-vertical-lines-of-black-circles-of-different-sizes-and-shapes-gm1212038738-351728369> (Year: 2020).*

Primary Examiner — Karen S Acker

(57) **CLAIM**

I claim the ornamental design for a fabric, as shown and described.


DESCRIPTION

FIG. 1 is a top view of a fabric according to my new design; and,
FIG. 2 is an enlarged detail view of area 2 circumscribed within FIG. 1.
The broken lines surrounding FIG. 2 and the area within FIG. 1 denote the boundaries of the detail area and form no part of the claimed design.

1 Claim, 2 Drawing Sheets

(56) **References Cited**
U.S. PATENT DOCUMENTS

- D97,599 S * 11/1935 Forstmann D03D 1/0094
D5/47
- D100,394 S * 7/1936 Stern D5/47
- D102,828 S * 1/1937 Hanson D5/47
- 2,074,128 A * 3/1937 Nanfeldt D03D 1/0094
442/190
- D108,930 S * 3/1938 Brook D5/60
- D119,252 S * 2/1940 Weber D5/47
- D120,957 S * 6/1940 Gentile D5/47
- D161,221 S * 12/1950 Walther D5/61



(56)

References Cited

U.S. PATENT DOCUMENTS

D702,950 S * 4/2014 Su E04F 13/0871
D5/54
D771,278 S * 11/2016 Metcalf E04F 13/0871
D25/138
D836,922 S * 1/2019 Akana D5/60
2004/0200590 A1* 10/2004 Wilhelm B31F 1/07
162/118
2010/0186913 A1* 7/2010 Super B31F 1/16
162/111
2018/0237961 A1* 8/2018 Kwon G02B 5/12

* cited by examiner




FIG. 1




FIG. 2