

US00D916449S

(12) **United States Design Patent**
Vizy

(10) **Patent No.:** **US D916,449 S**
(45) **Date of Patent:** **** Apr. 20, 2021**

- (54) **FOOTWEAR SOLE**
- (71) Applicant: **Wolverine Outdoors, Inc.**, Rockford, MI (US)
- (72) Inventor: **Anthony D. Vizy**, Marblehead, MA (US)
- (73) Assignee: **Wolverine Outdoors, Inc.**, Rockford, MI (US)
- (**) Term: **15 Years**
- (21) Appl. No.: **29/703,808**
- (22) Filed: **Aug. 29, 2019**
- (51) **LOC (13) Cl.** **02-04**
- (52) **U.S. Cl.**
USPC **D2/957**; D2/947; D2/951; D2/960
- (58) **Field of Classification Search**
USPC D2/902, 906, 908, 916, 918, 925, D2/946-962, 977; 36/3 B, 22 R, 24.5, 36/25 R, 28, 32 R, 34 R, 59 C, 67 A, 103
CPC A43B 13/00; A43B 13/02; A43B 13/023; A43B 13/026; A43B 13/04; A43B 13/08; A43B 13/10; A43B 13/12; A43B 13/14; A43B 13/141; A43B 13/143; A43B 13/16; A43B 13/18; A43B 13/181; A43B 13/187; A43B 13/189; A43B 13/20; A43B 13/22; A43B 13/223; A43B 13/24; A43B 13/28; A43B 13/30; A43B 13/32; A43B 13/34; A43B 13/36
See application file for complete search history.

- (56) **References Cited**
U.S. PATENT DOCUMENTS
D123,898 S * 12/1940 Tousley D2/953
5,052,130 A 10/1991 Barry et al.
D379,861 S * 6/1997 Wunsch D2/947
D414,594 S * 10/1999 Parisotto D2/951

- D440,748 S * 4/2001 Morgan D2/953
- 6,880,266 B2 4/2005 Schoenborn et al.
- D506,306 S * 6/2005 Teague D2/953
- 7,395,613 B2 7/2008 Schoenborn et al.
- 7,954,257 B2 6/2011 Banik
- D656,304 S * 3/2012 Debiase D2/960
- D688,035 S * 8/2013 Recchi D2/957
- D702,031 S * 4/2014 Nakano D2/958
- D702,032 S * 4/2014 Nakano D2/959
- D710,078 S * 8/2014 Joseph D2/957
- D712,128 S * 9/2014 Zaedow D2/960
- D724,296 S * 3/2015 Law D2/957
- D728,911 S * 5/2015 Spring D2/953
- D735,983 S * 8/2015 Cietto D2/960
- D748,383 S * 2/2016 Raysse D2/947
- D748,385 S * 2/2016 Birkinhead D2/960
- D772,541 S * 11/2016 Sassi D2/902
- D779,181 S * 2/2017 Sassi D2/957

(Continued)

Primary Examiner — T Chase Nelson
(74) *Attorney, Agent, or Firm* — Warner Norcross + Judd LLP

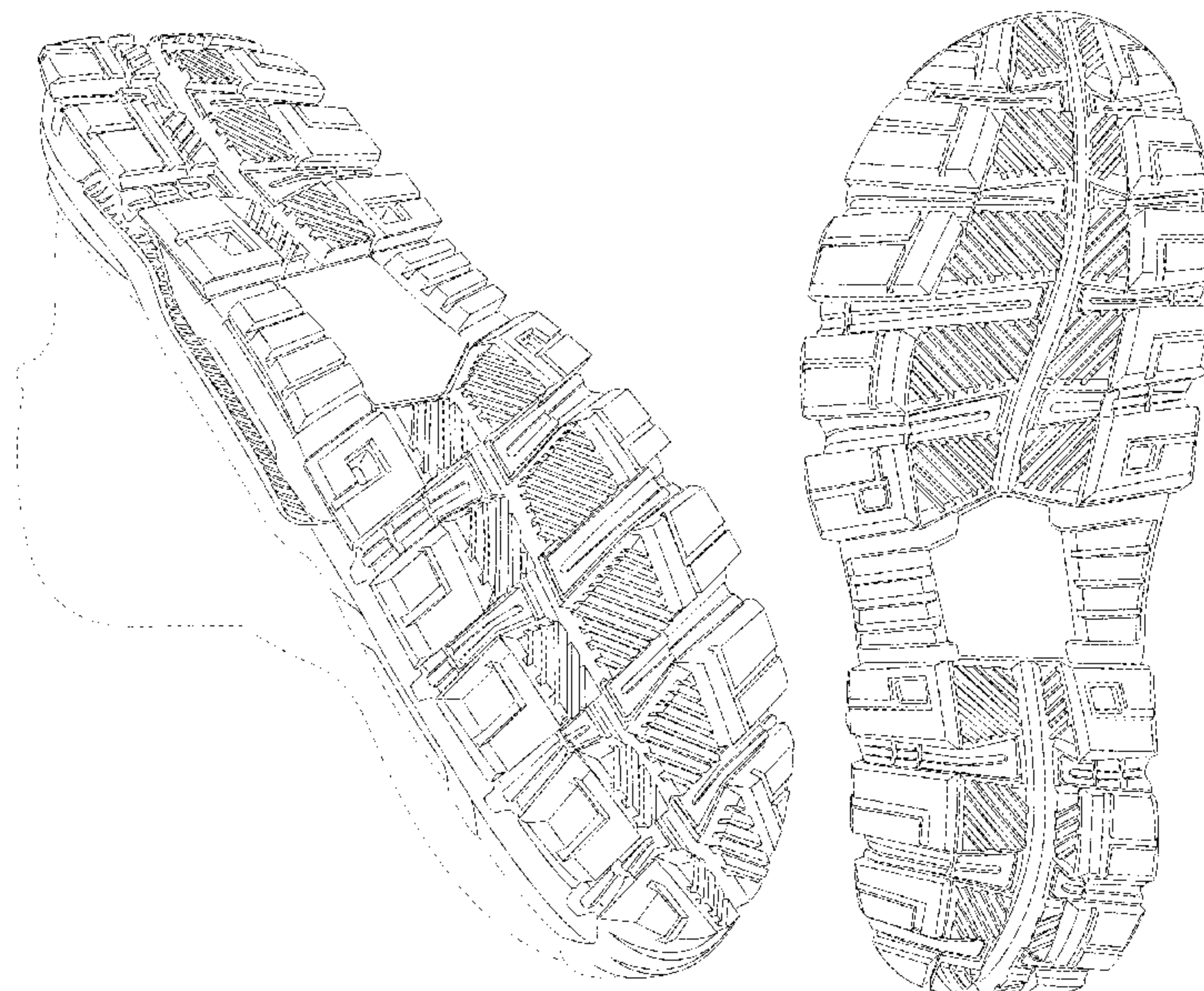
(57) **CLAIM**

The ornamental design for footwear sole, as shown and described.

DESCRIPTION

FIG. 1 is a perspective view of the footwear sole embodying the new design;
FIG. 2 is a bottom plan view thereof;
FIG. 3 is a right side view thereof;
FIG. 4 is a left side view thereof;
FIG. 5 is a front view thereof; and,
FIG. 6 is a rear view thereof.
The broken lines in FIGS. 1-6 depict unclaimed environmental structure with the exception of the broken lines immediately around the perimeter of the claimed footwear sole depicted in solid lines. These perimeter broken lines depict a boundary that forms no part of the claimed design.

1 Claim, 6 Drawing Sheets



(56)

References Cited

U.S. PATENT DOCUMENTS

9,615,625	B1	4/2017	Huard et al.	
D801,658	S *	11/2017	Huard	D2/960
9,833,039	B2 *	12/2017	Smaldone	A43B 23/027
D822,968	S *	7/2018	Moranges	D2/957
D831,939	S *	10/2018	Goldberg	D2/953
D838,445	S *	1/2019	Kains	D2/912
D848,124	S *	5/2019	Sassi	D2/908
D848,721	S *	5/2019	Fracassi	D2/958
D851,376	S *	6/2019	de Montgolfier	D2/960
D889,102	S *	7/2020	Hatfield	D2/960
D889,793	S *	7/2020	Ward	D2/954
D891,062	S *	7/2020	Jenkins	D2/957
D894,564	S *	9/2020	Lopez Cali	D2/957
D900,436	S *	11/2020	Sassi	D2/908
D901,155	S *	11/2020	Comeaux	D2/957
D901,857	S *	11/2020	Hernandez	D2/947
10,820,658	B2 *	11/2020	Cooper	A43B 13/223
D904,742	S *	12/2020	Stiff	D2/953
2005/0267775	A1	12/2005	Willis	
2015/0181976	A1 *	7/2015	Cooper	A43B 13/181 36/28
2017/0035143	A1 *	2/2017	Sato	A43B 7/148

* cited by examiner

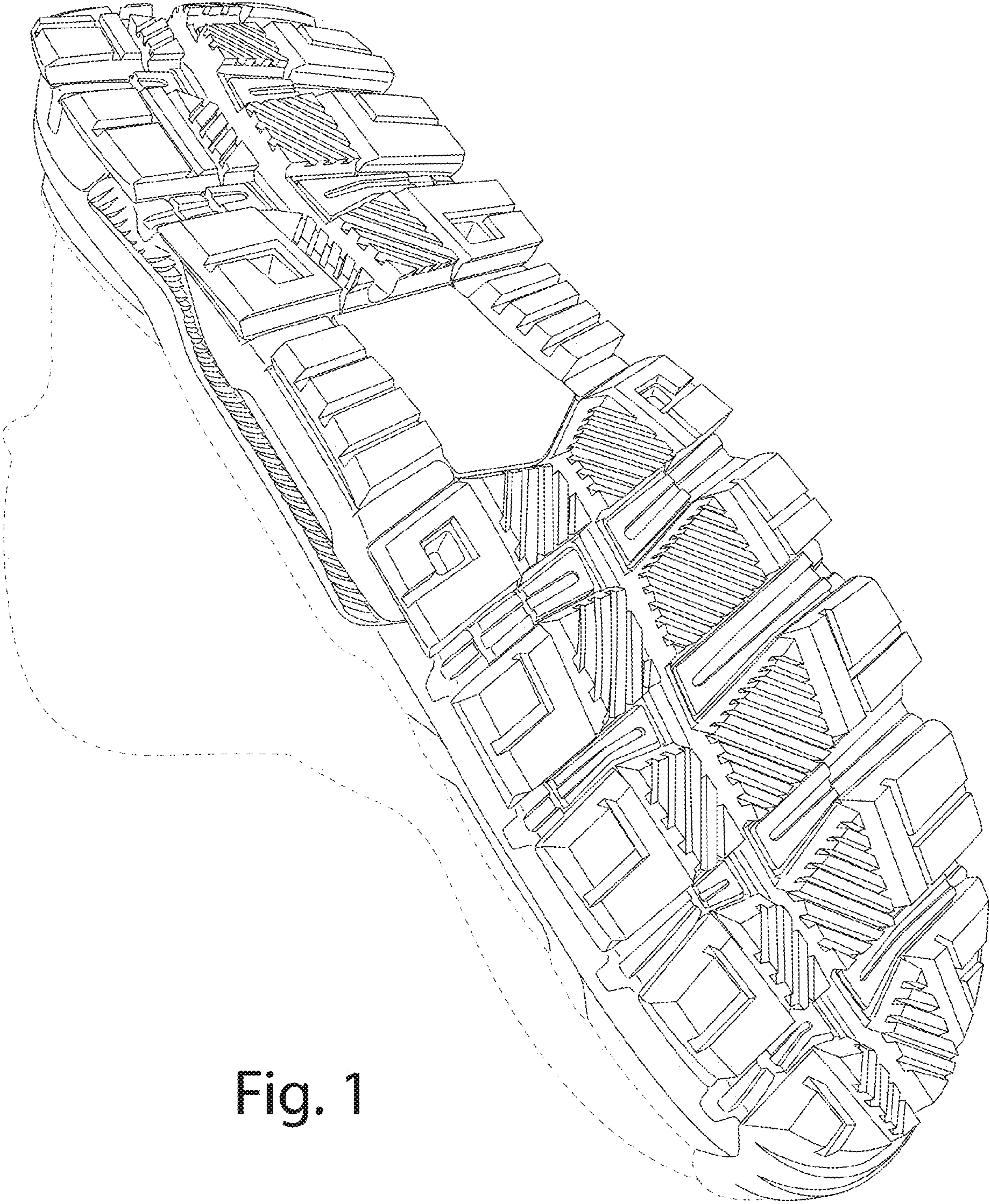


Fig. 1

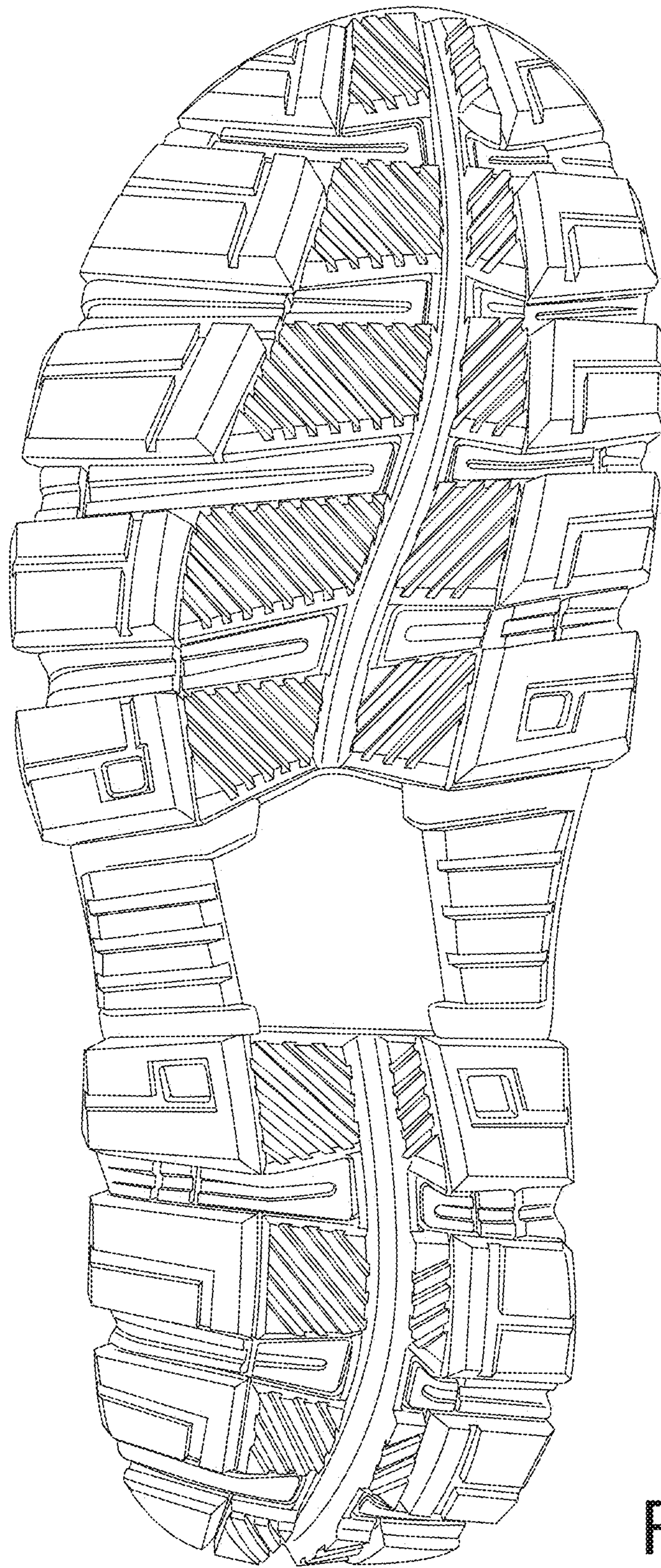


Fig. 2

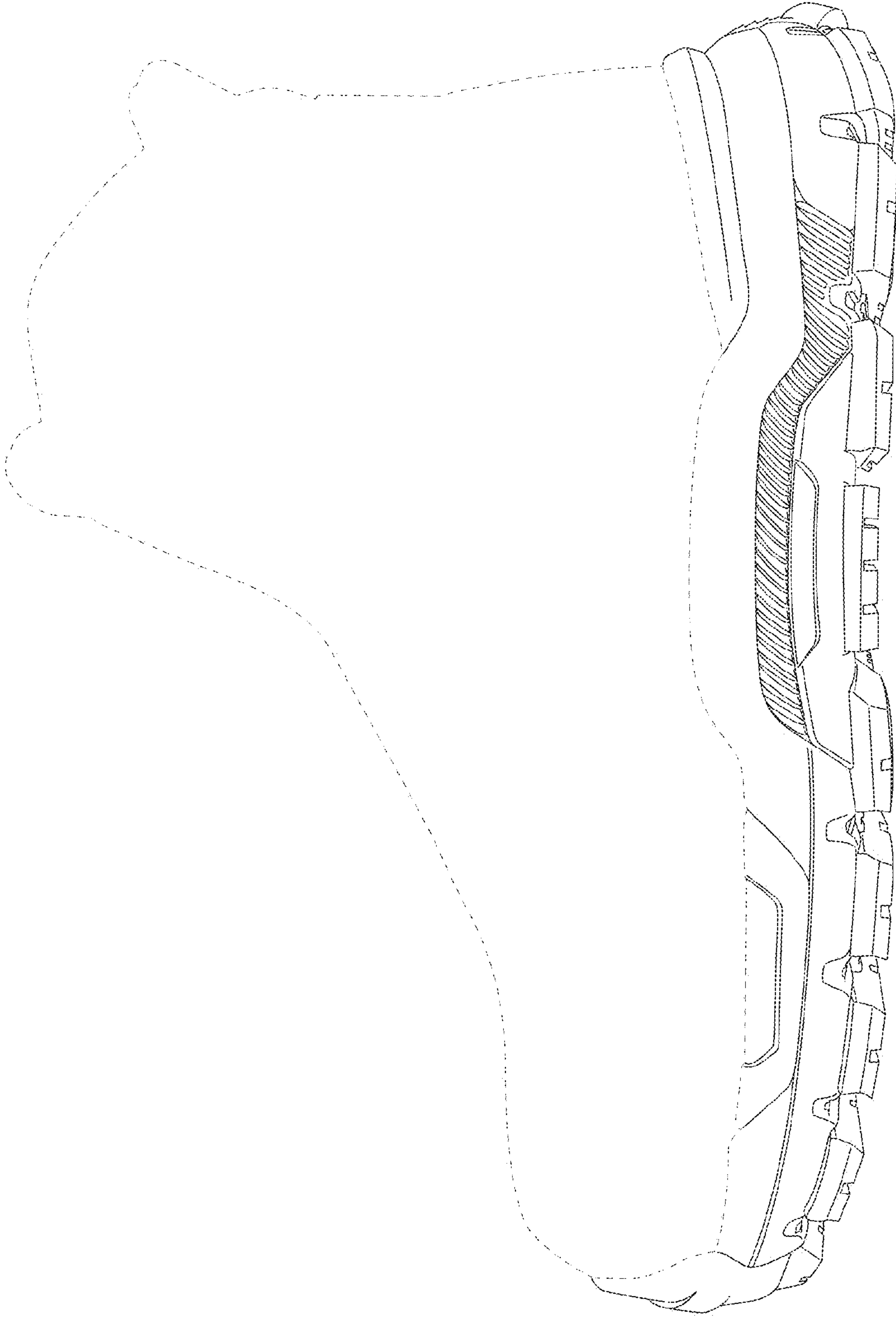


Fig. 3

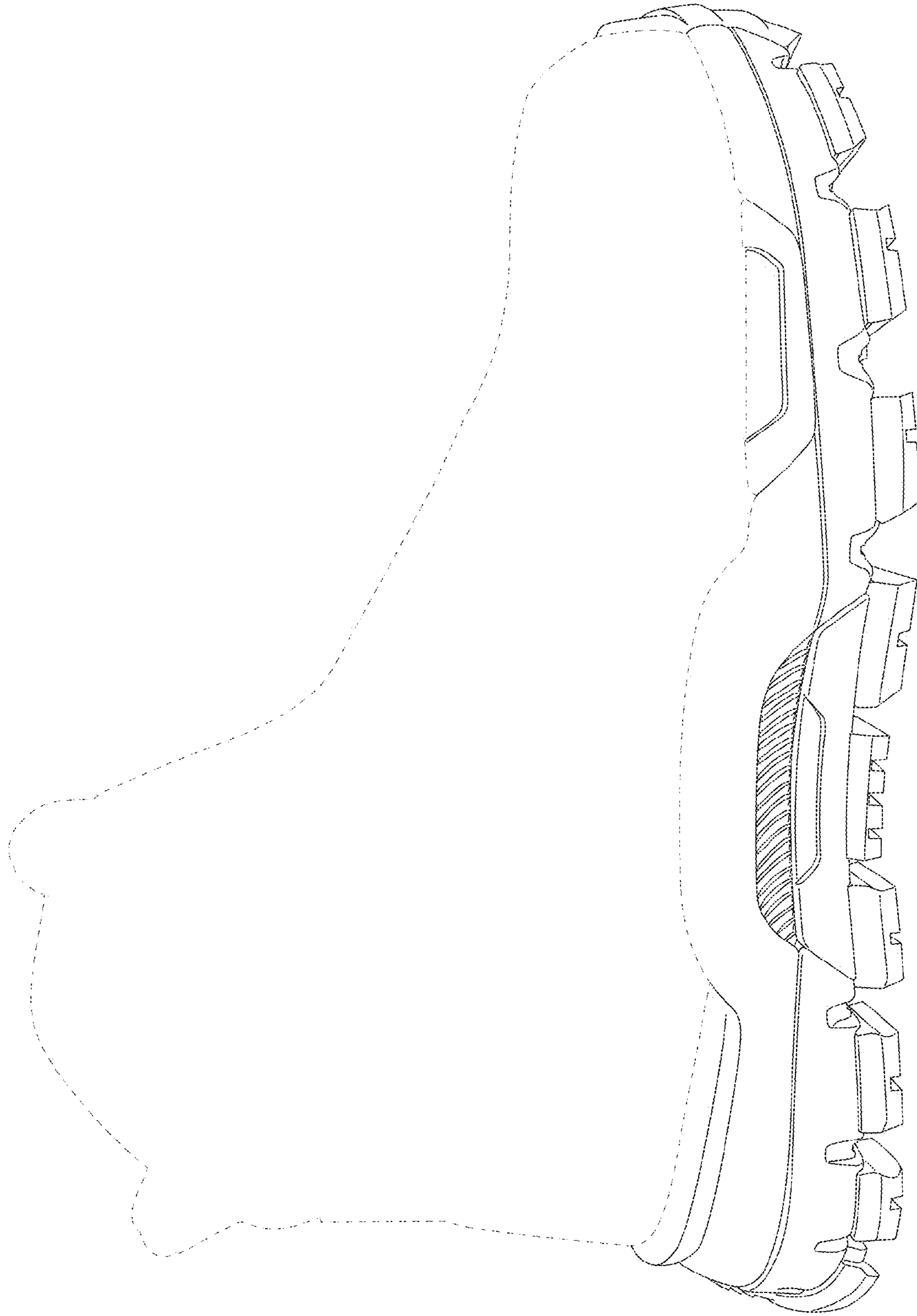


Fig. 4

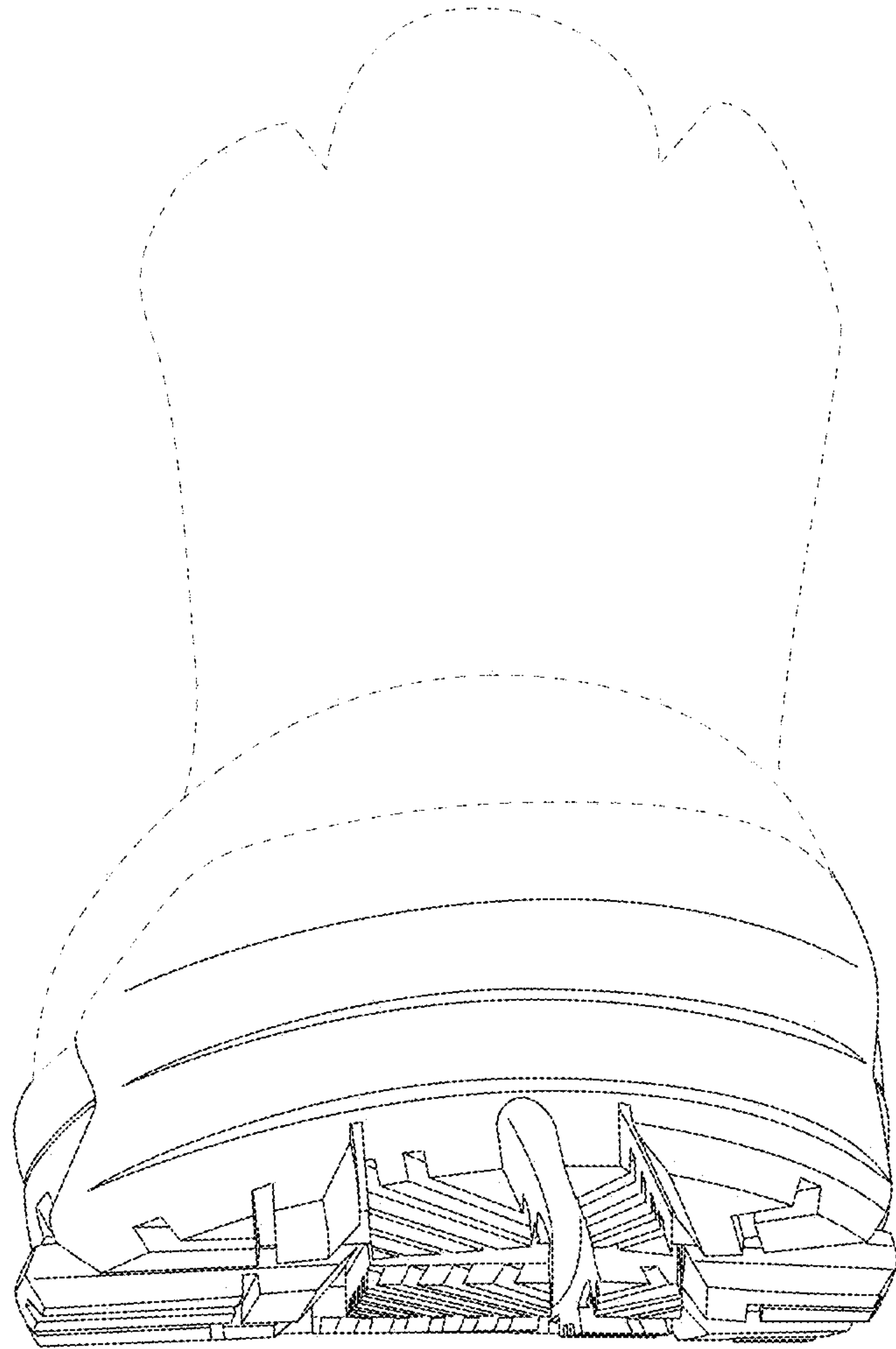


Fig. 5

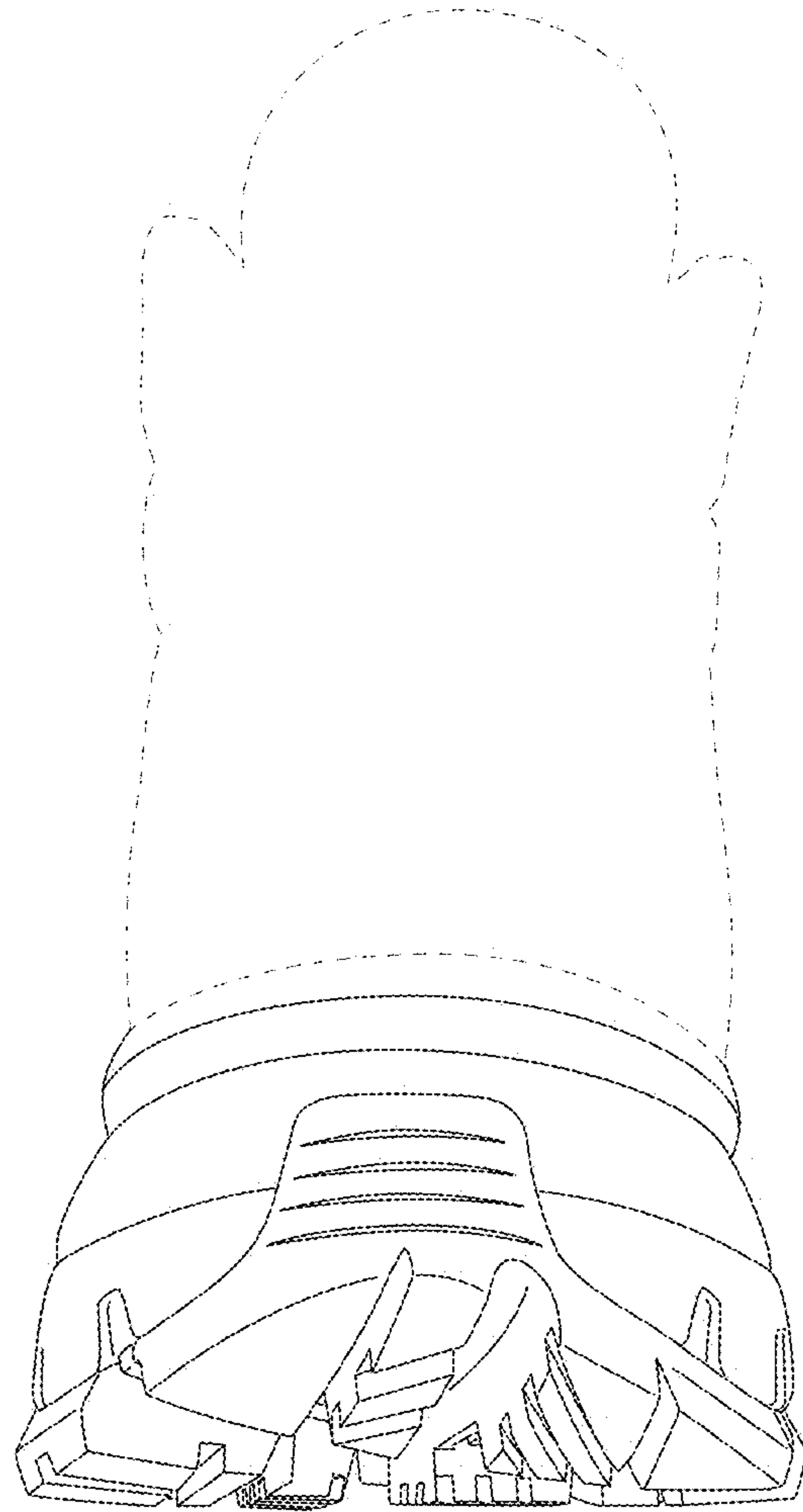


Fig. 6