



US00D916383S

(12) **United States Design Patent**  
**Wu**

(10) **Patent No.:** **US D916,383 S**  
(45) **Date of Patent:** **\*\* Apr. 13, 2021**

(54) **WELDING HELMET**

(71) Applicant: **Tecmen Electronics Co., Ltd., Jiangsu (CN)**

(72) Inventor: **Ziqian Wu, Nanjing (CN)**

(73) Assignee: **Tecmen Electronics Co., Ltd., Nanjing (CN)**

(\*\*) Term: **15 Years**

(21) Appl. No.: **29/673,158**

(22) Filed: **Dec. 12, 2018**

(30) **Foreign Application Priority Data**

Jul. 2, 2018 (CN) ..... 201830347845.7

(51) **LOC (13) Cl.** ..... **29-02**

(52) **U.S. Cl.**  
USPC ..... **D29/110**

(58) **Field of Classification Search**

USPC ..... D29/102-110, 122  
CPC ..... A42B 3/046; A42B 3/06; A42B 3/225;  
A42B 1/04; A42B 1/06; A42B 3/00;  
A61M 2210/0618; A61M 2210/0625;  
A41D 13/00; A41D 13/12; A41D  
2200/20; A61F 9/02; A61F 9/06; A62B  
9/00; A62B 17/00; A62B 17/04

See application file for complete search history.

(56) **References Cited**

**U.S. PATENT DOCUMENTS**

7,308,719 B2 \* 12/2007 Huh ..... A61F 9/065  
2/8.2  
D565,800 S \* 4/2008 Wang ..... D29/110  
D585,604 S \* 1/2009 Martin ..... D29/110  
8,035,761 B2 \* 10/2011 Seo ..... A61F 9/064  
349/14

D654,224 S 2/2012 Wu  
D654,225 S 2/2012 Wu  
D654,226 S 2/2012 Wu  
D654,634 S 2/2012 Wu  
8,381,312 B2 \* 2/2013 Seo ..... A61F 9/064  
2/8.4  
8,438,663 B2 \* 5/2013 Wright ..... B23K 9/322  
2/8.2  
8,457,949 B2 \* 6/2013 Huh ..... A61F 9/067  
704/8  
8,701,212 B2 \* 4/2014 Daniels ..... A61F 9/067  
2/8.2  
8,955,162 B2 \* 2/2015 Huh ..... A61F 9/067  
2/8.8  
D728,163 S \* 4/2015 Zhou ..... D29/110  
9,038,198 B2 \* 5/2015 Feinberg ..... G02B 5/23  
2/8.2

(Continued)

*Primary Examiner* — Kimberly Barnes

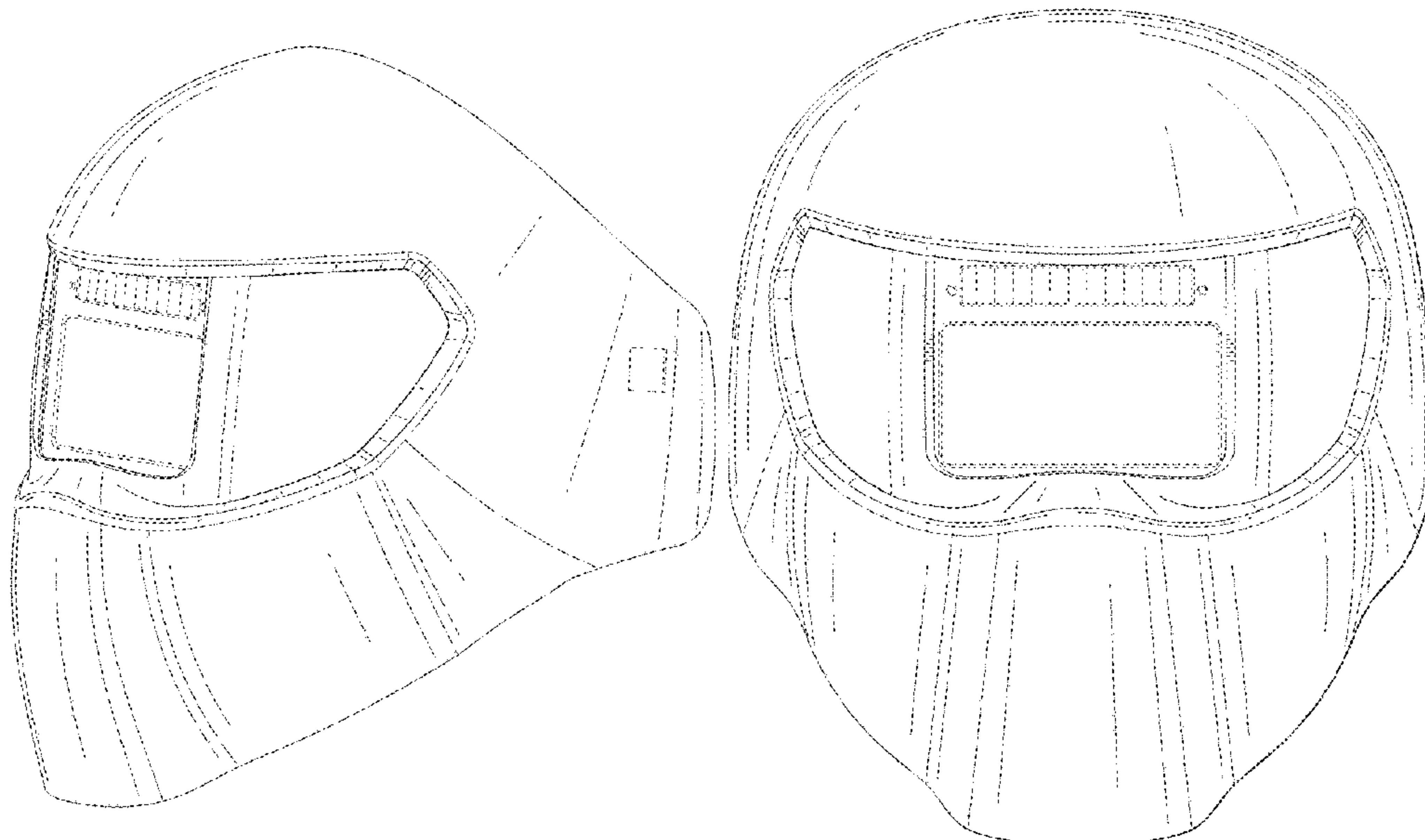
(57) **CLAIM**

The ornamental design for a welding helmet, as shown and described.

**DESCRIPTION**

FIG. 1 is a front perspective view of a welding helmet showing my new design;  
FIG. 2 is a front elevation view of the welding helmet of FIG. 1;  
FIG. 3 is a rear elevation view of the welding helmet of FIG. 1;  
FIG. 4 is a right side view of the welding helmet of FIG. 1;  
FIG. 5 is a left side view of the welding helmet of FIG. 1;  
FIG. 6 is a top view of the welding helmet of FIG. 1; and,  
FIG. 7 is a bottom view of the welding helmet of FIG. 1.  
The broken lines shown in the drawings represent portions of the welding helmet that form no part of the claimed design.

**1 Claim, 7 Drawing Sheets**



(56)

**References Cited**

## U.S. PATENT DOCUMENTS

|              |      |         |           |                    |
|--------------|------|---------|-----------|--------------------|
| D732,746     | S    | 6/2015  | Wu        |                    |
| D734,558     | S    | 7/2015  | Wu        |                    |
| D753,345     | S *  | 4/2016  | Yang      | ..... D29/110      |
| D756,569     | S *  | 5/2016  | Yang      | ..... D29/110      |
| D774,701     | S *  | 12/2016 | Yang      | ..... D29/110      |
| D788,988     | S *  | 6/2017  | Zhou      | ..... D29/110      |
| D788,989     | S *  | 6/2017  | Zhou      | ..... D29/110      |
| D793,008     | S *  | 7/2017  | Yang      | ..... D29/110      |
| D793,626     | S *  | 8/2017  | Yang      | ..... D29/110      |
| D796,118     | S *  | 8/2017  | Yang      | ..... D29/110      |
| D830,003     | S *  | 10/2018 | Wu        | ..... D29/110      |
| D834,259     | S *  | 11/2018 | Huang     | ..... D29/110      |
| 10,172,741   | B1 * | 1/2019  | Hsieh     | ..... G01J 1/18    |
| D841,893     | S *  | 2/2019  | Bastman   | ..... D29/110      |
| 10,231,873   | B2 * | 3/2019  | Yang      | ..... G02F 1/13318 |
| D857,303     | S *  | 8/2019  | Yang      | ..... D29/110      |
| 10,426,667   | B2 * | 10/2019 | Magnusson | ..... G02B 26/02   |
| D873,498     | S *  | 1/2020  | Yang      | ..... D29/110      |
| D885,682     | S *  | 5/2020  | Jia       | ..... D29/110      |
| D893,106     | S *  | 8/2020  | Bastman   | ..... D29/110      |
| D901,782     | S *  | 11/2020 | Bastman   | ..... D29/110      |
| 2018/0290226 | A1 * | 10/2018 | Huh       | ..... A61F 9/061   |

\* cited by examiner

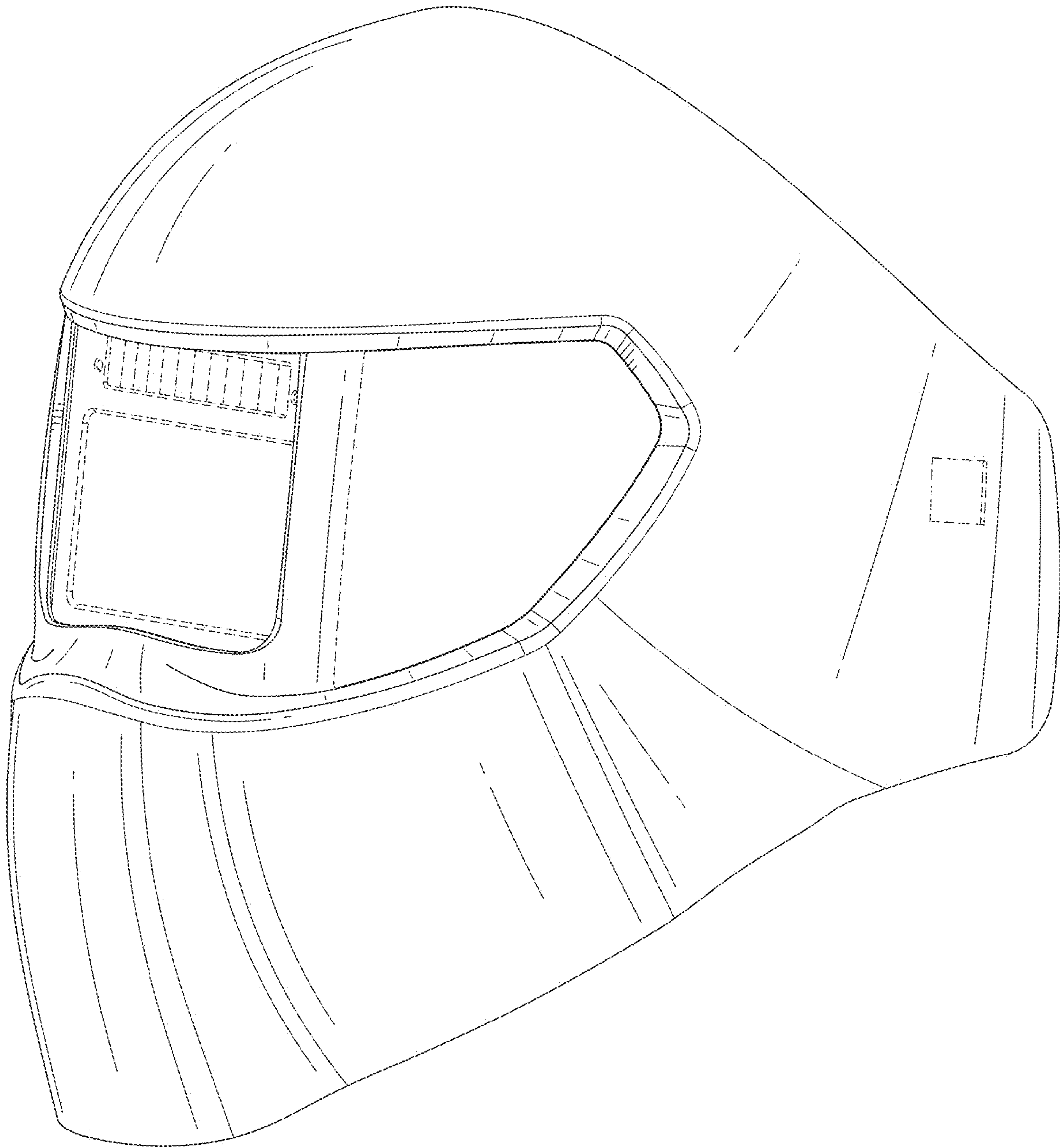


FIG. 1

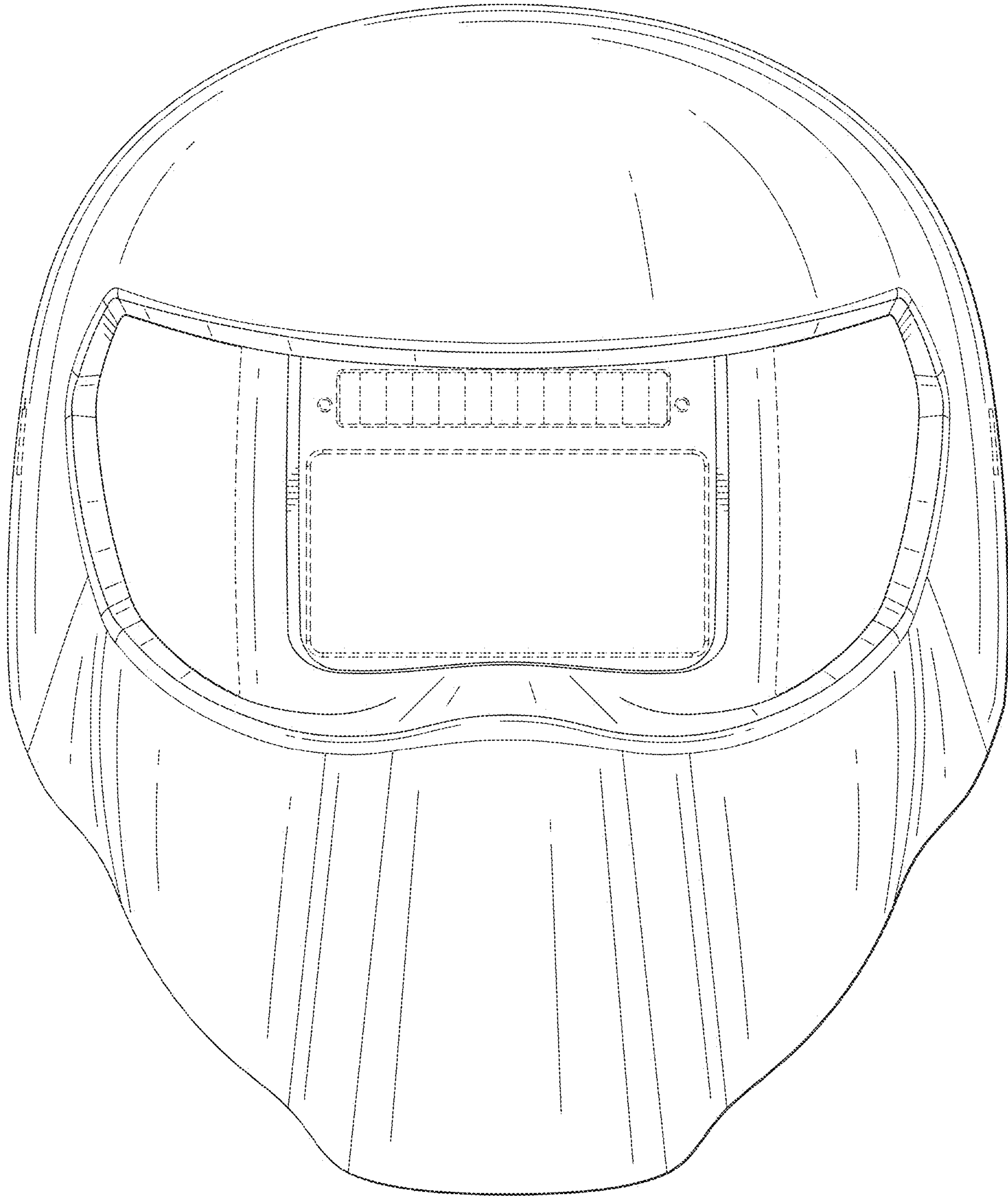


FIG. 2



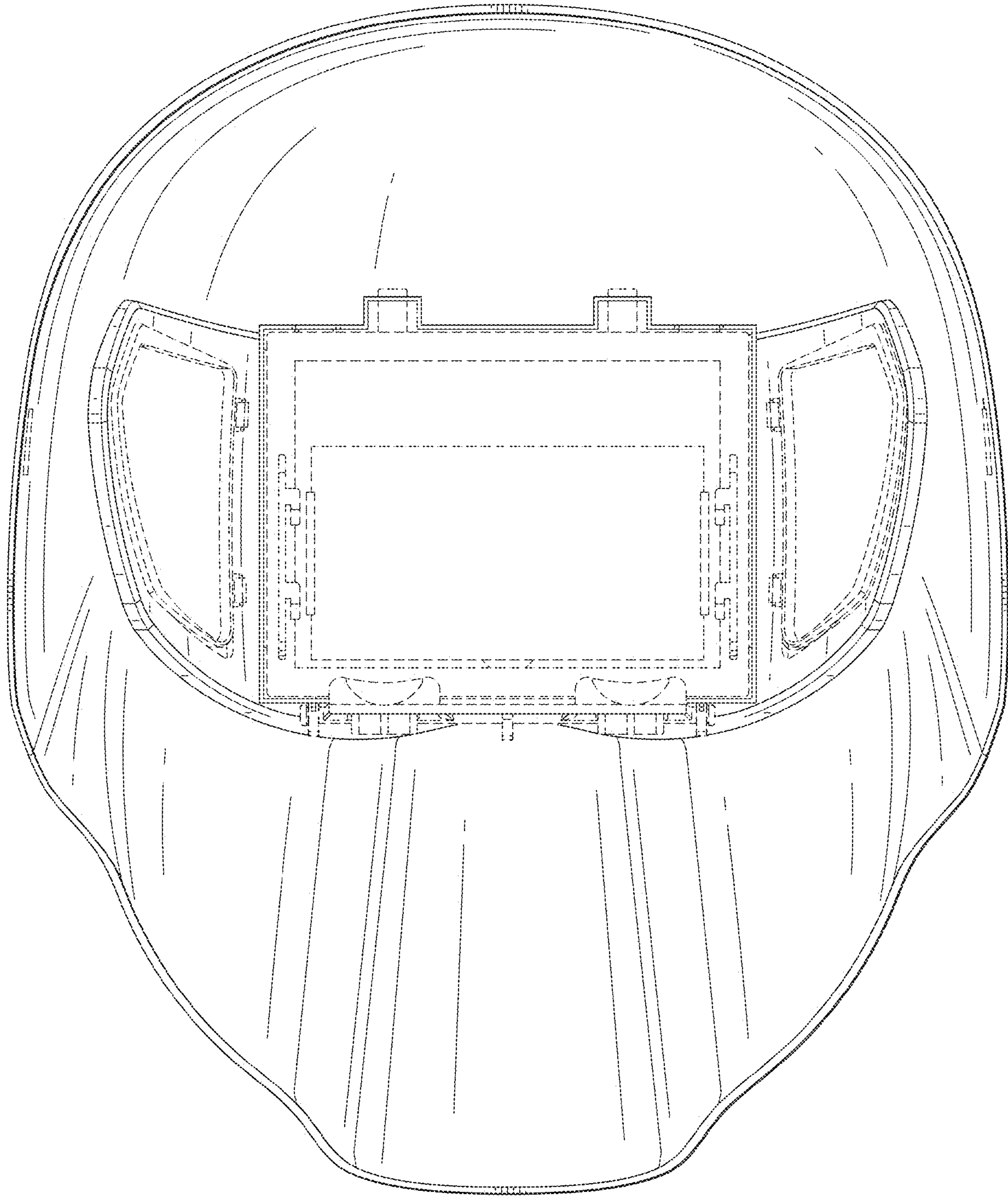


FIG. 3

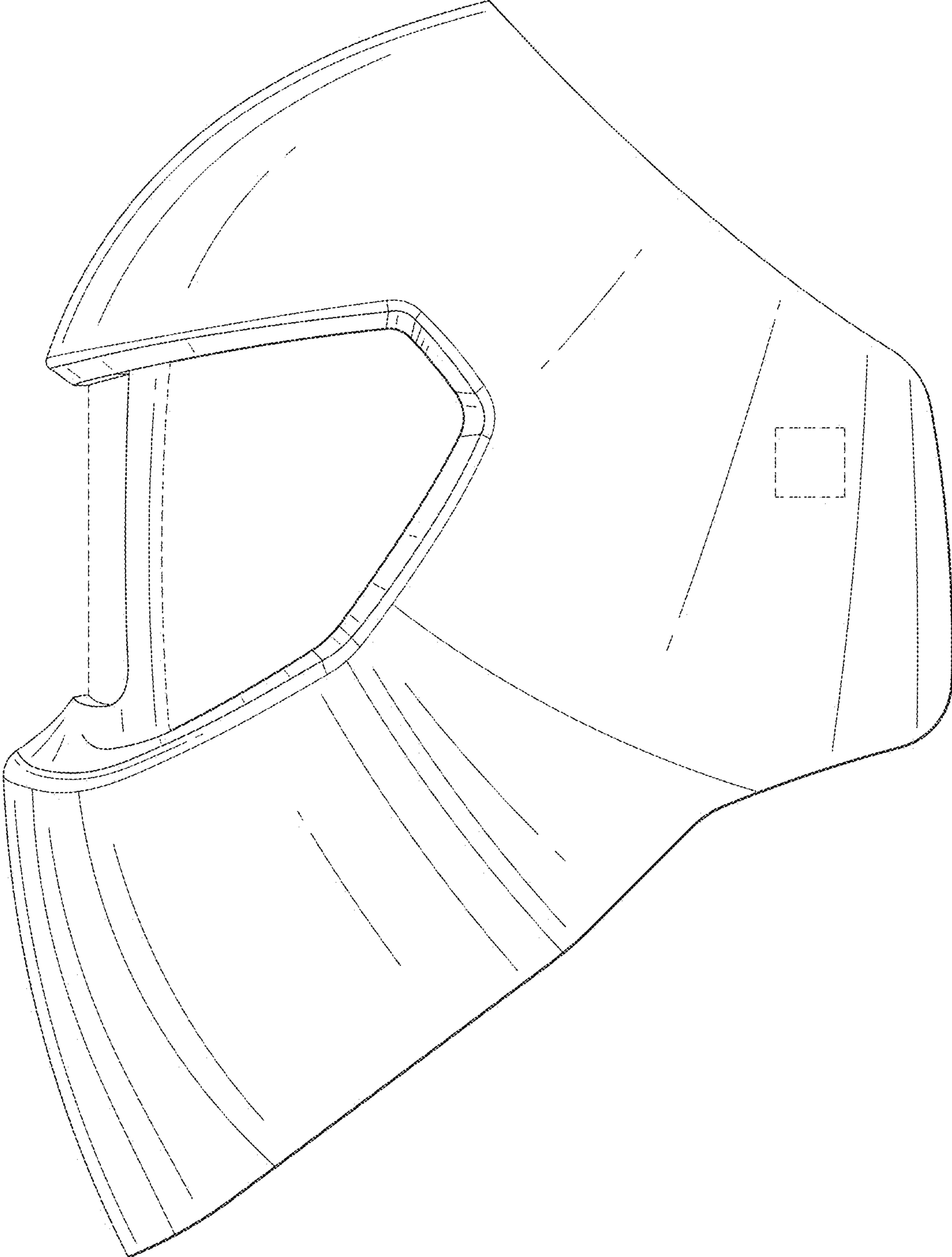


FIG. 4

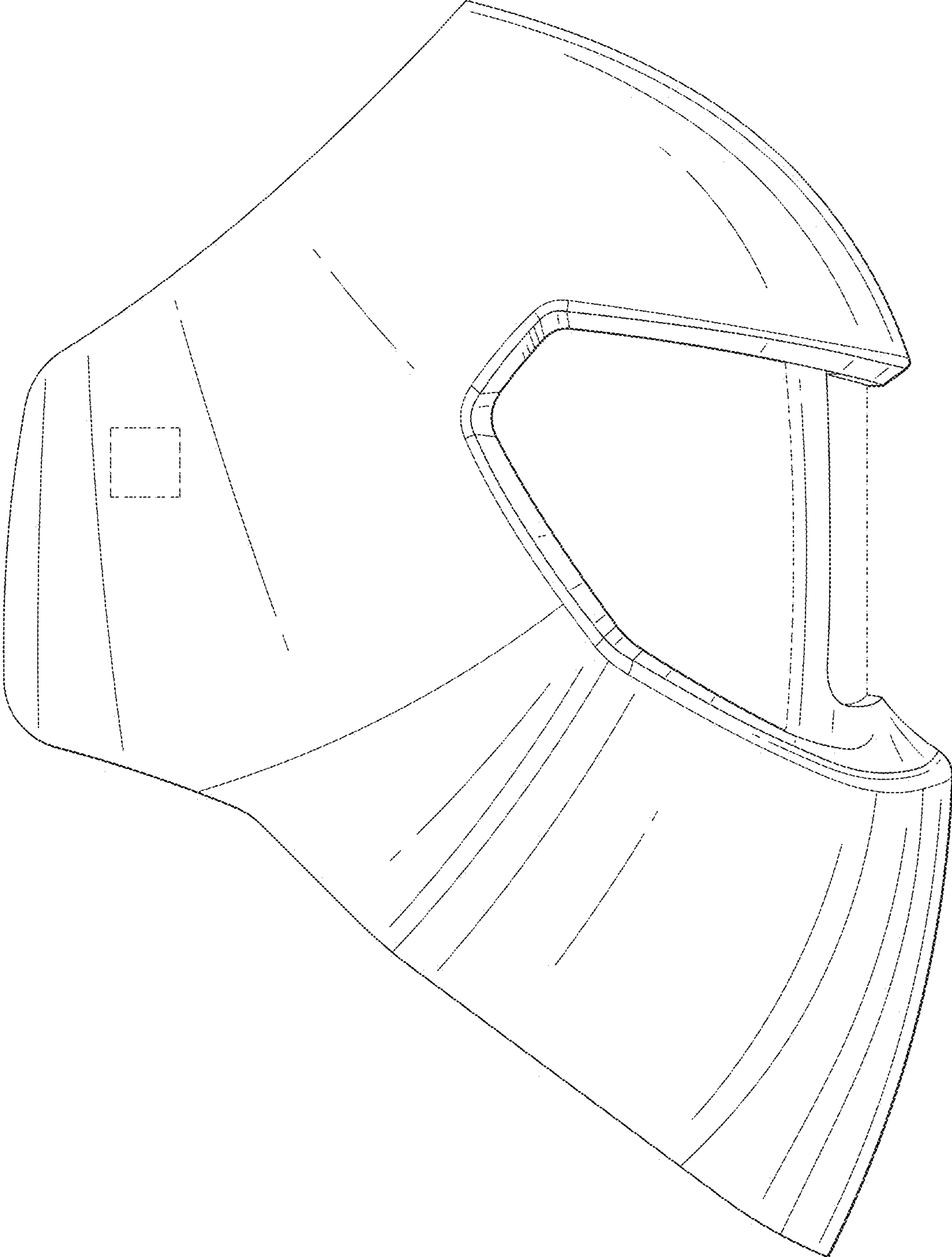


FIG. 5

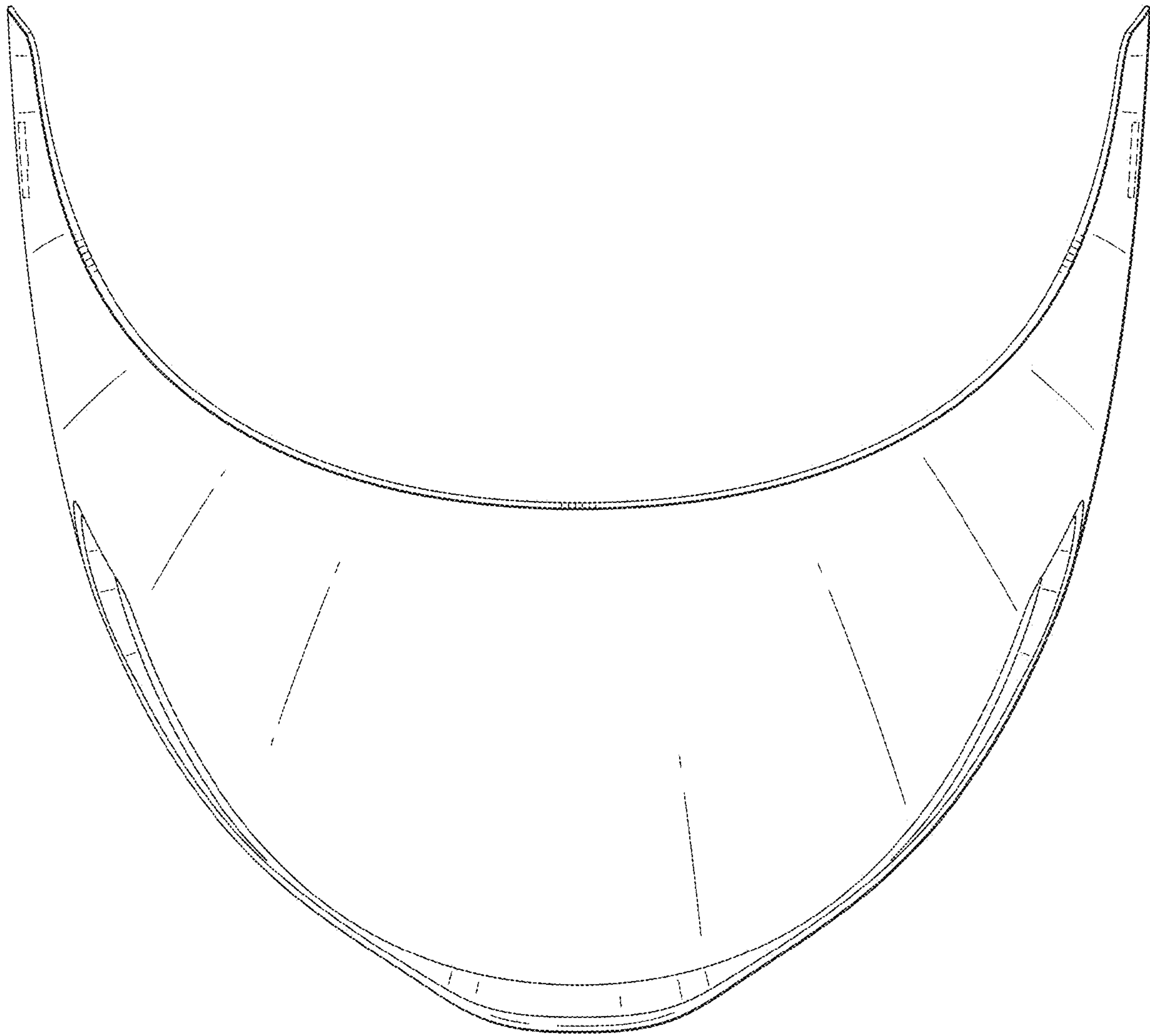


FIG. 6



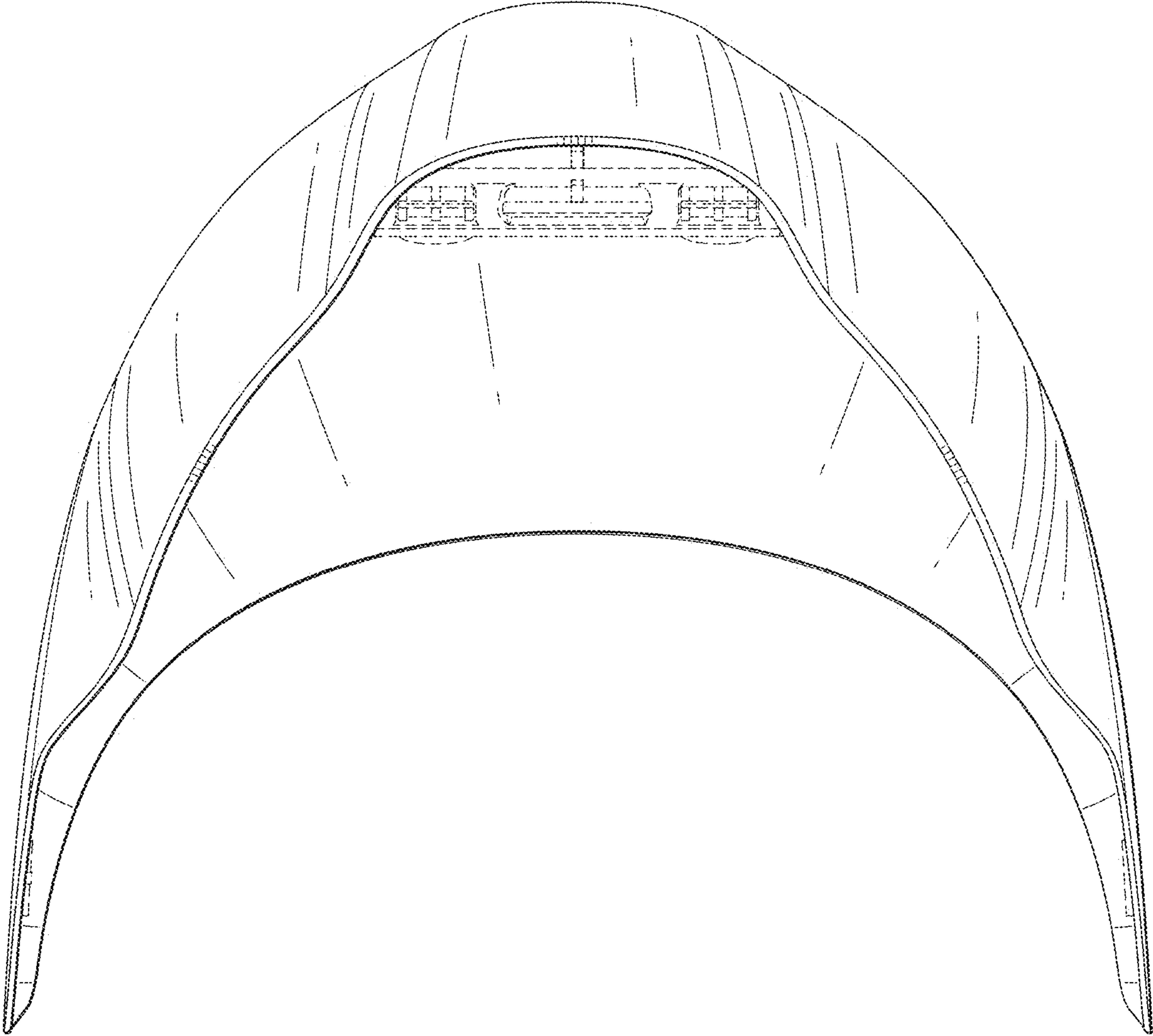


FIG. 7