



US00D916373S

(12) **United States Design Patent** (10) **Patent No.:** **US D916,373 S**
McKinnis (45) **Date of Patent:** **** Apr. 13, 2021**

(54) **ELECTRIC RAZOR**
(71) Applicant: **Landon D. McKinnis**, Kenosha, WI (US)
(72) Inventor: **Landon D. McKinnis**, Kenosha, WI (US)
(**) Term: **15 Years**
(21) Appl. No.: **29/687,442**
(22) Filed: **Apr. 12, 2019**
(51) **LOC (13) Cl.** **28-03**
(52) **U.S. Cl.**
USPC **D28/50**
(58) **Field of Classification Search**
USPC D28/49-54; D9/519
CPC ... B26B 19/384; B26B 19/141; B26B 19/143;
B26B 19/3873; B26B 19/3853; B26B
19/14-148
See application file for complete search history.

(56) **References Cited**

U.S. PATENT DOCUMENTS

D324,106	S	*	2/1992	Greenblatt	D24/200
D351,926	S	*	10/1994	Nakashima	D28/49
5,792,496	A	*	8/1998	Fekete	A23G 3/50 220/4.21
D465,733	S	*	11/2002	Hill	D9/519
D500,168	S	*	12/2004	Ho	D28/44
D554,529	S	*	11/2007	Green	D9/726
D558,924	S	*	1/2008	Cafaro	D28/52
D564,900	S	*	3/2008	Green	D9/504
D612,245	S	*	3/2010	Canamasas Puigbo	D9/519
D672,504	S	*	12/2012	Lyles	D28/50
D693,060	S	*	11/2013	Lyles	D28/50
D717,492	S	*	11/2014	Kulshreshtha	D28/53

D726,028	S	*	4/2015	Thompson	D9/726
D803,480	S	*	11/2017	Wong	D28/53
D841,245	S	*	2/2019	Chen	D28/50
D845,545	S	*	4/2019	Mishan	D28/54
D853,644	S	*	7/2019	Stowers	D28/50
D853,645	S	*	7/2019	Stowers	D28/50
D866,553	S	*	11/2019	Miura	D14/388
D903,195	S	*	11/2020	Zhou	D28/50
2008/0072430	A1	*	3/2008	Cafaro	B26B 19/06 30/45
2009/0199412	A1	*	8/2009	Cheng	B26B 19/3866 30/210
2011/0024316	A1	*	2/2011	Ginsburg	A45D 40/0068 206/385
2016/0176060	A1	*	6/2016	Kulshreshtha	B26B 19/28 30/277.4
2020/0282580	A1	*	9/2020	McKinnis	B26B 19/3853

* cited by examiner

Primary Examiner — Jennifer Rivard

(74) *Attorney, Agent, or Firm* — Invention Protection & Associates, LLC

(57) **CLAIM**

I claim the ornamental design for an electric razor, as shown and described.

DESCRIPTION

FIG. 1 is a bottom perspective view showing my new design for an electric razor;

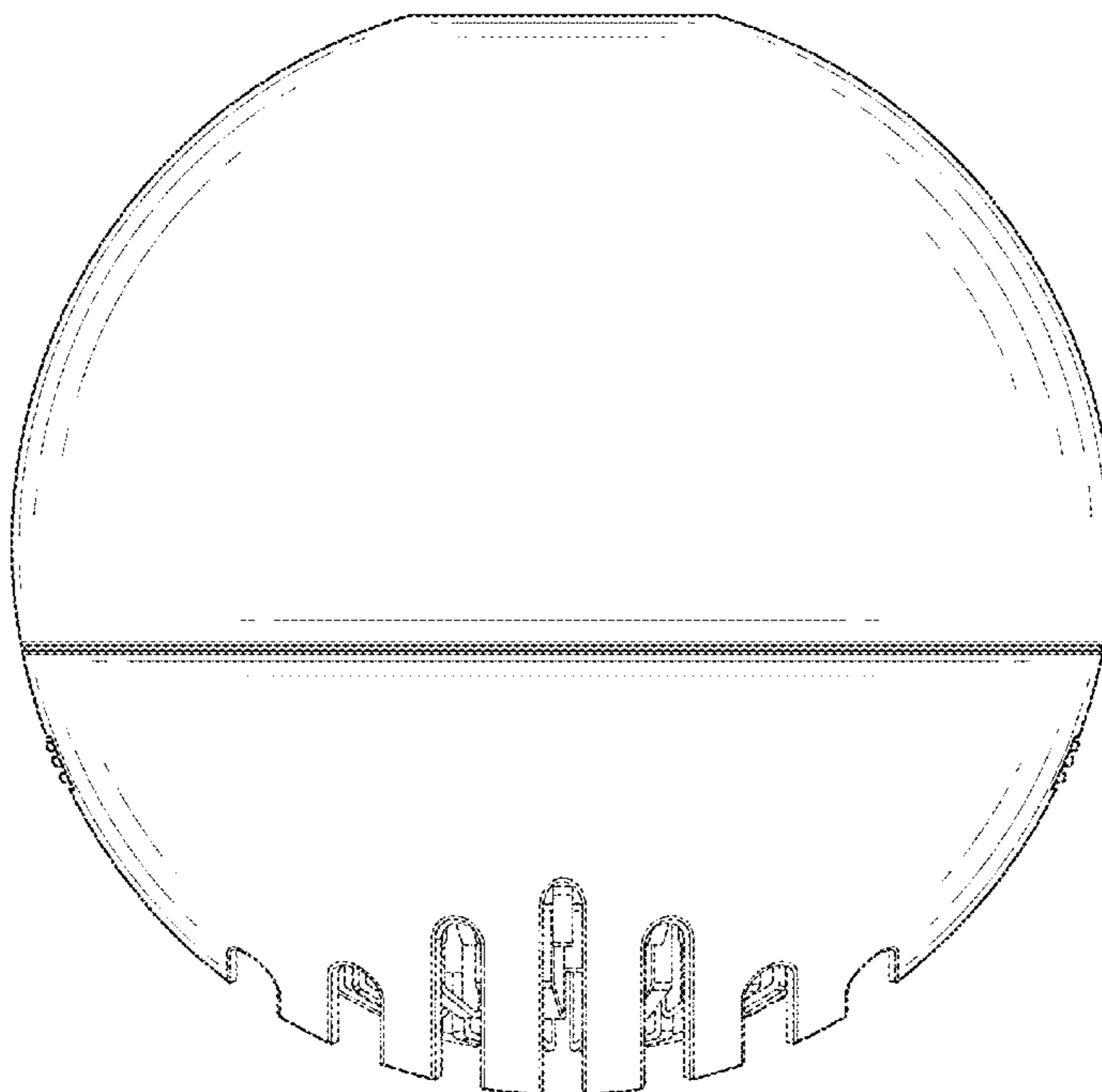
FIG. 2 is a front elevational view thereof;

FIG. 3 is a front elevational view thereof, shown with its screen detached from its body; and,

FIG. 4 is a top perspective view showing my new design for an electric razor.

The broken lines illustrate portions of the electric razor and form no part of the claimed design.

1 Claim, 4 Drawing Sheets



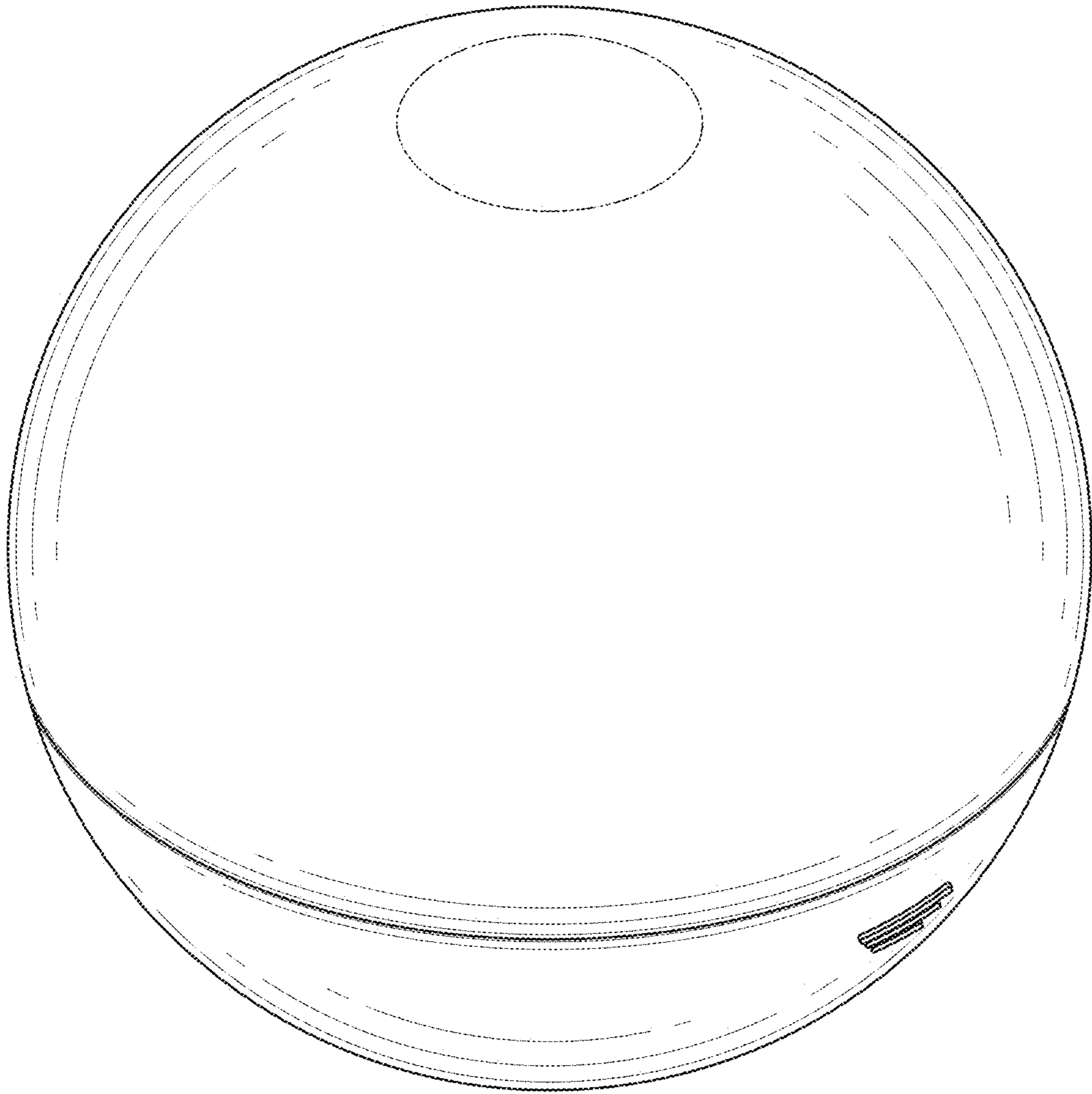


FIG. 1

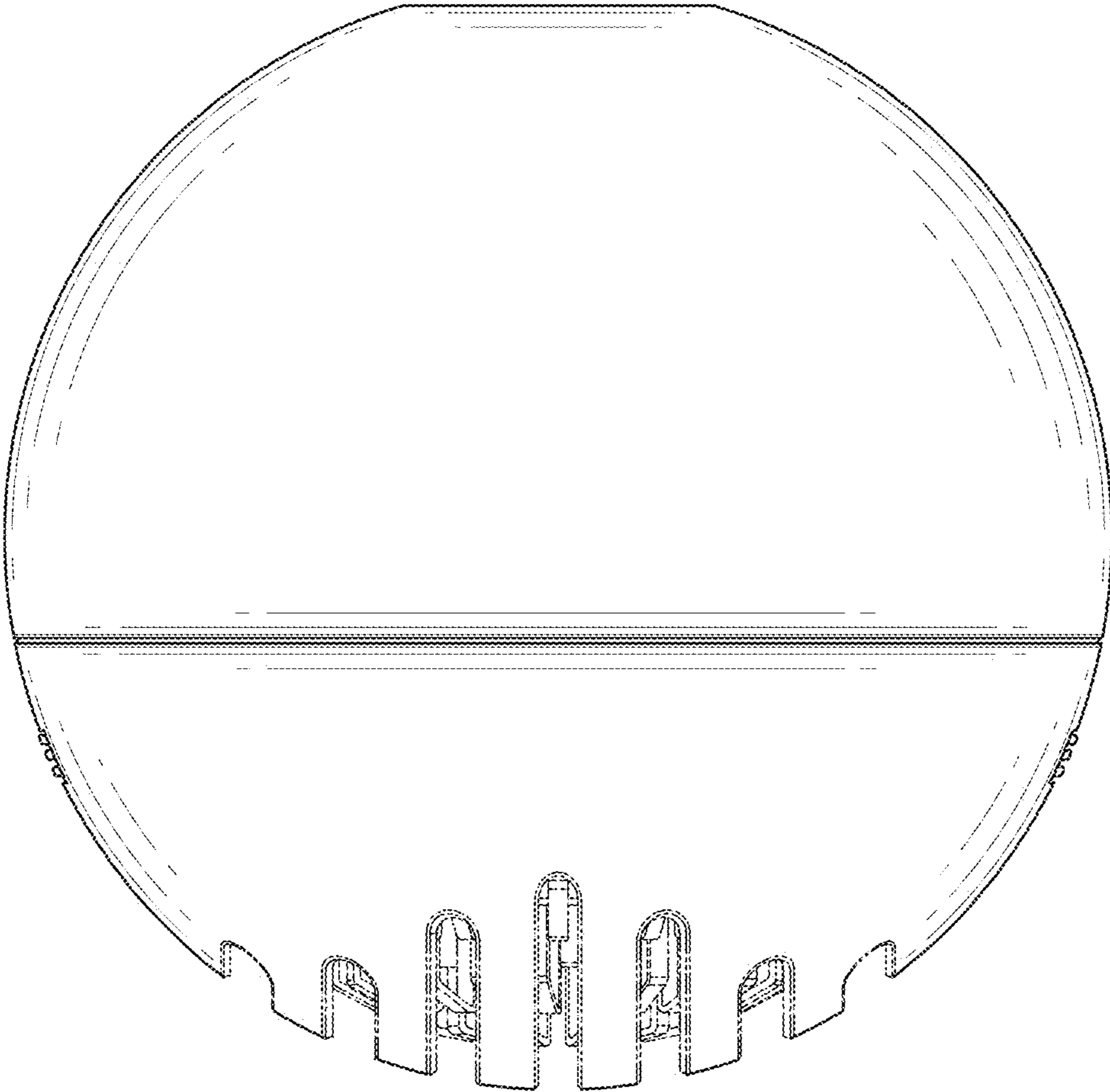


FIG. 2

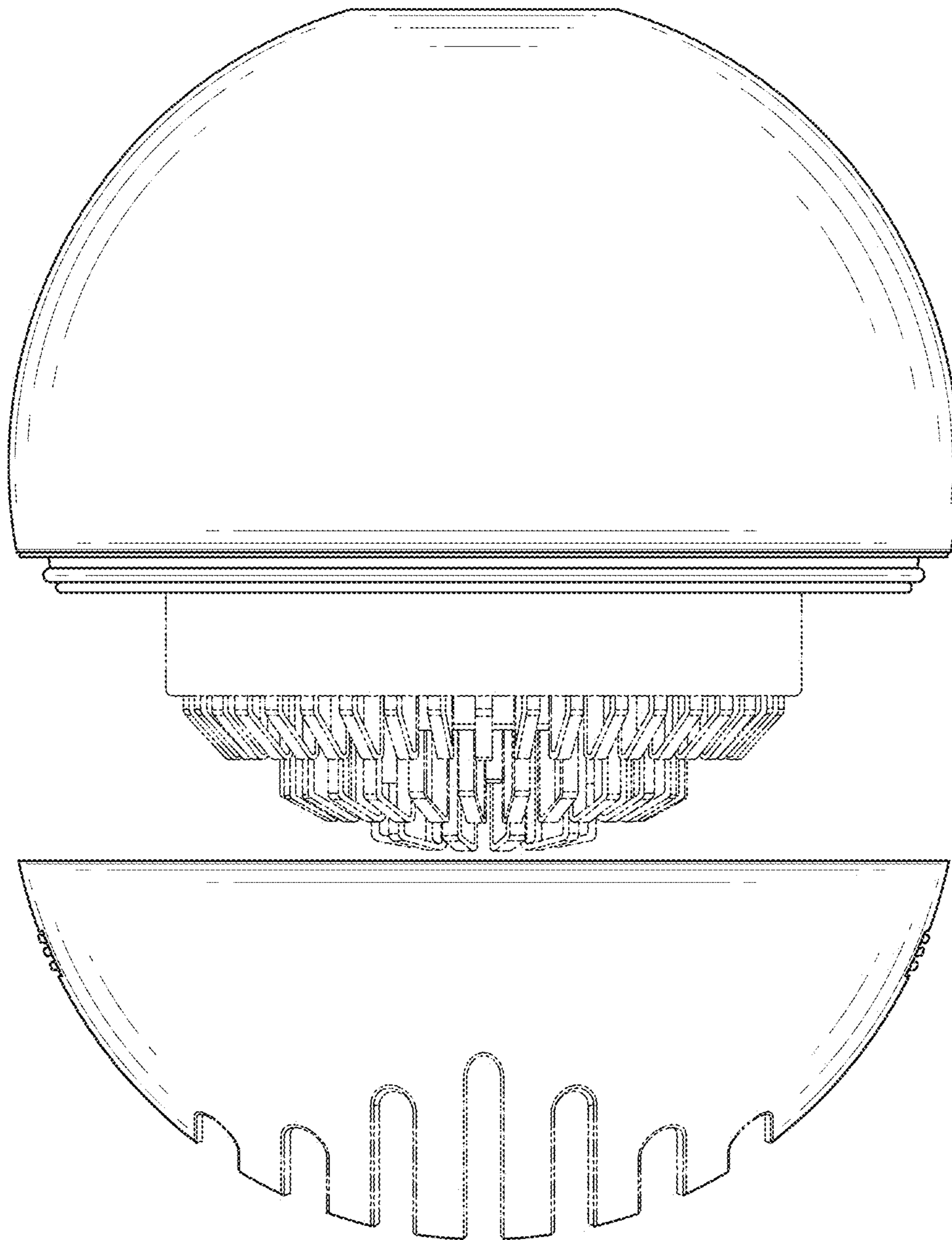


FIG. 3



FIG. 4