



US00D916361S

(12) **United States Design Patent**
Griscik et al.

(10) **Patent No.:** **US D916,361 S**
(45) **Date of Patent:** **** Apr. 13, 2021**

(54) **AEROSOL-GENERATING CAPSULE**

(71) Applicant: **Altria Client Services LLC**,
Richmond, VA (US)

(72) Inventors: **Gregory Griscik**, Midlothian, VA (US);
Carl Kite, Midlothian, VA (US); **Thien Nguyen**,
Glen Allen, VA (US); **David Alvarez**, Richmond,
VA (US); **Terrance Bache**, Richmond, VA (US);
Zack Blackmon, Williamsburg, VA (US); **Patrick Good**,
Richmond, VA (US); **Raymond Lau**, Glen Allen, VA (US);
Eric Hawes, Midlothian, VA (US); **Cristian Popa**,
Hertfordshire (GB)

(73) Assignee: **Altria Client Services LLC**,
Richmond, VA (US)

(**) Term: **15 Years**

(21) Appl. No.: **29/696,088**

(22) Filed: **Jun. 25, 2019**

(51) **LOC (13) Cl.** **27-02**

(52) **U.S. Cl.**
USPC **D27/162**

(58) **Field of Classification Search**
USPC D27/162, 100, 101, 163–165, 172,
D27/174–176, 183, 185–194; D24/110,
D24/110.5; D23/366

(Continued)

(56) **References Cited**

U.S. PATENT DOCUMENTS

855,984 A 6/1907 Russell
1,071,389 A 8/1913 Blosser
(Continued)

FOREIGN PATENT DOCUMENTS

CN 203986136 U 12/2014
EP 0525720 A1 2/1993
(Continued)

OTHER PUBLICATIONS

German Office Action dated Feb. 7, 2020 for corresponding German Application No. 402019101414.4 and concise statement of relevance.

Primary Examiner — Marissa J Cash

Assistant Examiner — Rebecca Tsehaye

(74) *Attorney, Agent, or Firm* — Harness, Dickey & Pierce, P.L.C.

(57) **CLAIM**

The ornamental design for an aerosol-generating capsule, as shown and described.

DESCRIPTION

FIG. 1 is a first top perspective view of an aerosol-generating capsule showing our new design.

FIG. 2 is a second top perspective view of the aerosol-generating capsule of FIG. 1.

FIG. 3 is a first bottom perspective view of the aerosol-generating capsule of FIG. 1.

FIG. 4 is a second bottom perspective view of the aerosol-generating capsule of FIG. 1.

FIG. 5 is a top plan view of the aerosol-generating capsule of FIG. 1.

FIG. 6 is a bottom plan view of the aerosol-generating capsule of FIG. 1.

FIG. 7 is a first side view of the aerosol-generating capsule of FIG. 1.

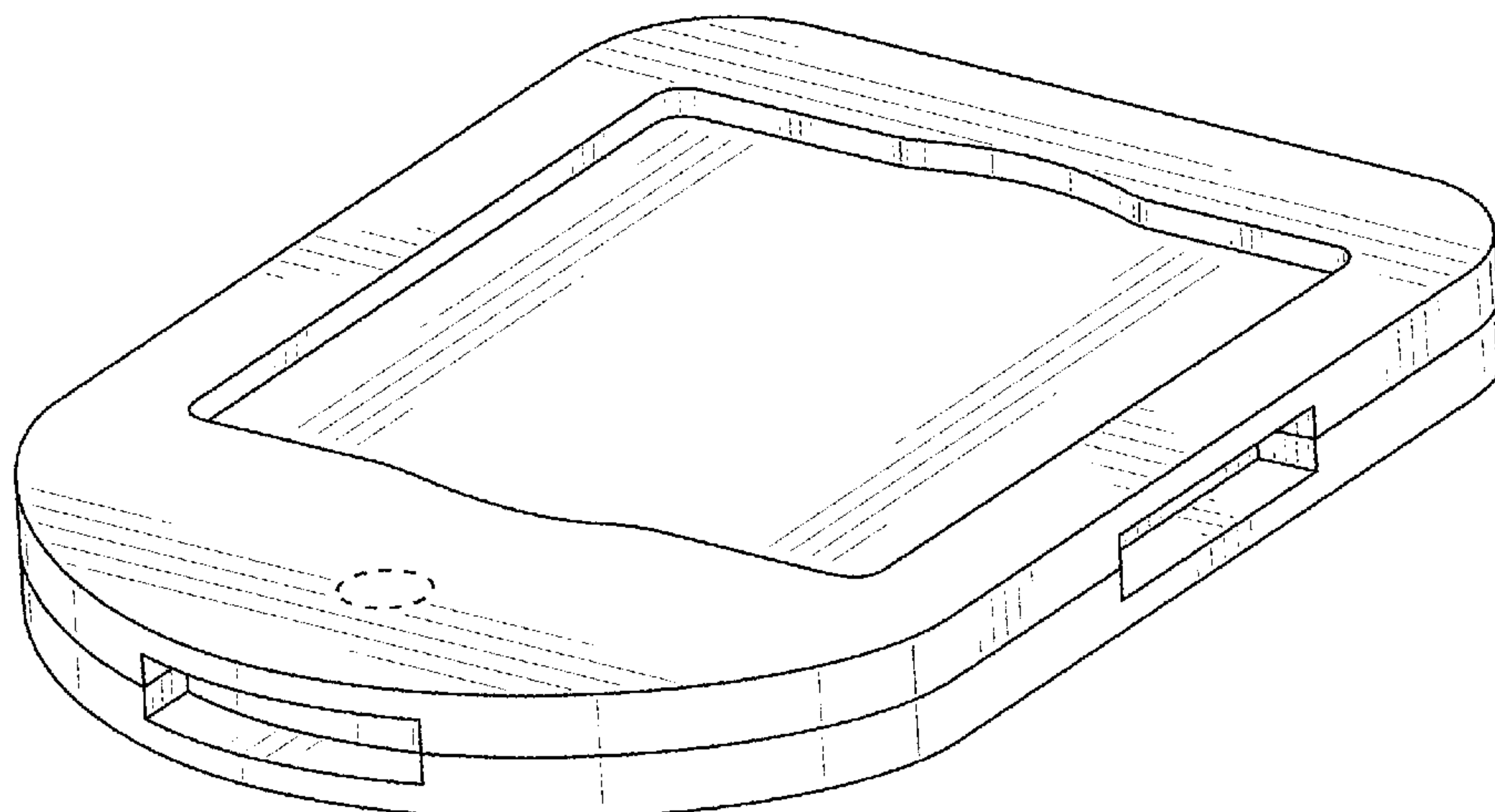
FIG. 8 is a second side view of the aerosol-generating capsule of FIG. 1.

FIG. 9 is a proximal end view of the aerosol-generating capsule of FIG. 1; and,

FIG. 10 is a distal end view of the aerosol-generating capsule of FIG. 1.

The broken lines in the drawings depict portions of the aerosol-generating capsule that form no part of the claimed design.

1 Claim, 10 Drawing Sheets



(58) **Field of Classification Search**
 CPC A24F 47/002; A24F 47/006; A24F 47/008;
 A61M 15/00; A61M 15/06
 See application file for complete search history.

(56) **References Cited**

U.S. PATENT DOCUMENTS

1,934,887	A	11/1933	Robinson	
4,214,146	A	7/1980	Schimanski	
4,564,748	A	1/1986	Gupton	
4,947,874	A	8/1990	Brooks et al.	
5,388,572	A	2/1995	Mulhauser et al.	
5,388,573	A	2/1995	Mulhauser et al.	
5,441,060	A	8/1995	Rose et al.	
5,460,173	A	10/1995	Mulhauser et al.	
5,619,984	A	4/1997	Hodson et al.	
5,645,050	A	7/1997	Zierenberg et al.	
5,823,182	A	10/1998	Van Oort	
6,006,747	A	12/1999	Eisele et al.	
6,065,472	A	5/2000	Anderson et al.	
6,095,153	A	8/2000	Kessler et al.	
6,481,437	B1	11/2002	Pate	
7,186,958	B1	3/2007	Nelson	
D549,117	S *	8/2007	Snider	D10/66
D600,855	S *	9/2009	Krohn	D27/189
D609,855	S *	2/2010	Patel	D27/189
7,997,280	B2	8/2011	Rosenthal	
D649,236	S *	11/2011	Bilko	D23/366
D649,284	S *	11/2011	Patel	D27/189
D662,579	S *	6/2012	Blanking	D23/366
D675,516	S *	2/2013	Horton	D9/424
8,488,952	B2	7/2013	Landry	
D693,963	S *	11/2013	Akopyan	D27/163
8,714,150	B2	5/2014	Alelov	
8,910,630	B2	12/2014	Todd	
D846,798	S *	4/2019	Chen	D27/163
D852,408	S *	6/2019	Nettenstrom	D26/155

D870,961	S *	12/2019	Levinson	D27/162
2008/0073558	A1	3/2008	Howell et al.	
2009/0166230	A1*	7/2009	Henry	A45C 11/34
2010/0012118	A1	1/2010	Storz	
2010/0059070	A1	3/2010	Potter et al.	
2010/0313901	A1	12/2010	Fernando et al.	
2011/0126848	A1	6/2011	Zuber et al.	
2011/0192399	A1	8/2011	Wilke et al.	
2012/0304990	A1	12/2012	Todd	
2013/0233309	A1	9/2013	Todd	
2013/0233312	A1	9/2013	Cohn	
2013/0255702	A1	10/2013	Griffith, Jr. et al.	
2013/0276799	A1	10/2013	Davidson et al.	
2014/0060554	A1	3/2014	Collett et al.	
2014/0299141	A1	10/2014	Flick	
2014/0321837	A1	10/2014	Flick	
2014/0366609	A1	12/2014	Beck et al.	
2016/0021932	A1	1/2016	Silvestrini et al.	
2016/0057811	A1	2/2016	Alarcon et al.	
2016/0331913	A1	11/2016	Bourque	
2017/0071251	A1	3/2017	Goch	
2017/0196262	A1	7/2017	Brereton et al.	

FOREIGN PATENT DOCUMENTS

EP	1007124	A1	6/2000
EP	1029451	A1	8/2000
EP	1385595	A2	2/2004
EP	1504768	A1	2/2005
WO	WO-2003/037306	A2	5/2003
WO	WO-2015/116934	A1	8/2015
WO	WO-2016/001921	A2	1/2016
WO	WO-2016/001922	A1	1/2016
WO	WO-2016/001923	A2	1/2016
WO	WO-2016/001924	A2	1/2016
WO	WO-2016/001925	A1	1/2016
WO	WO-2016/001926	A1	1/2016
WO	WO-2016/026219	A1	2/2016

* cited by examiner

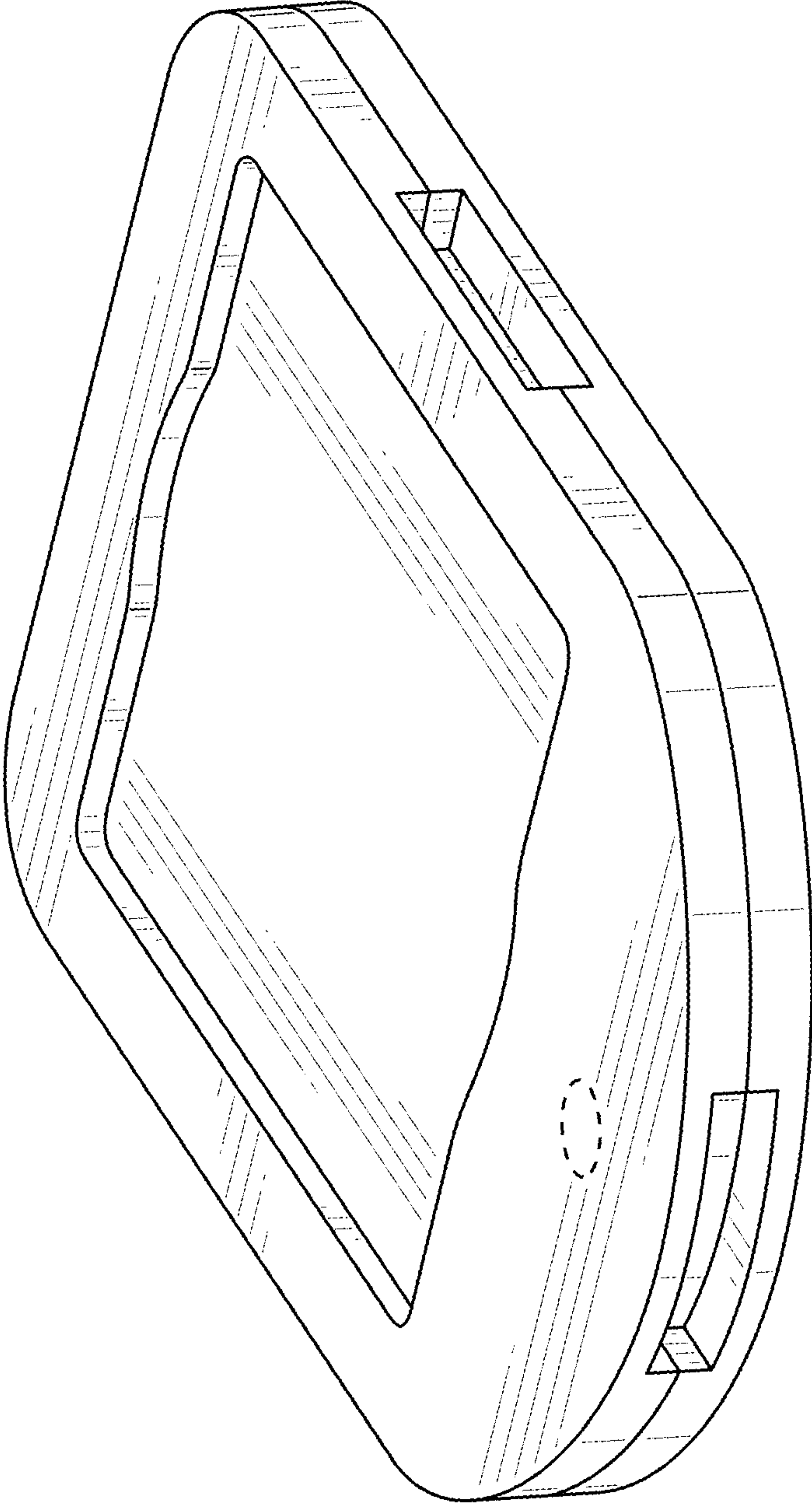


FIG. 1

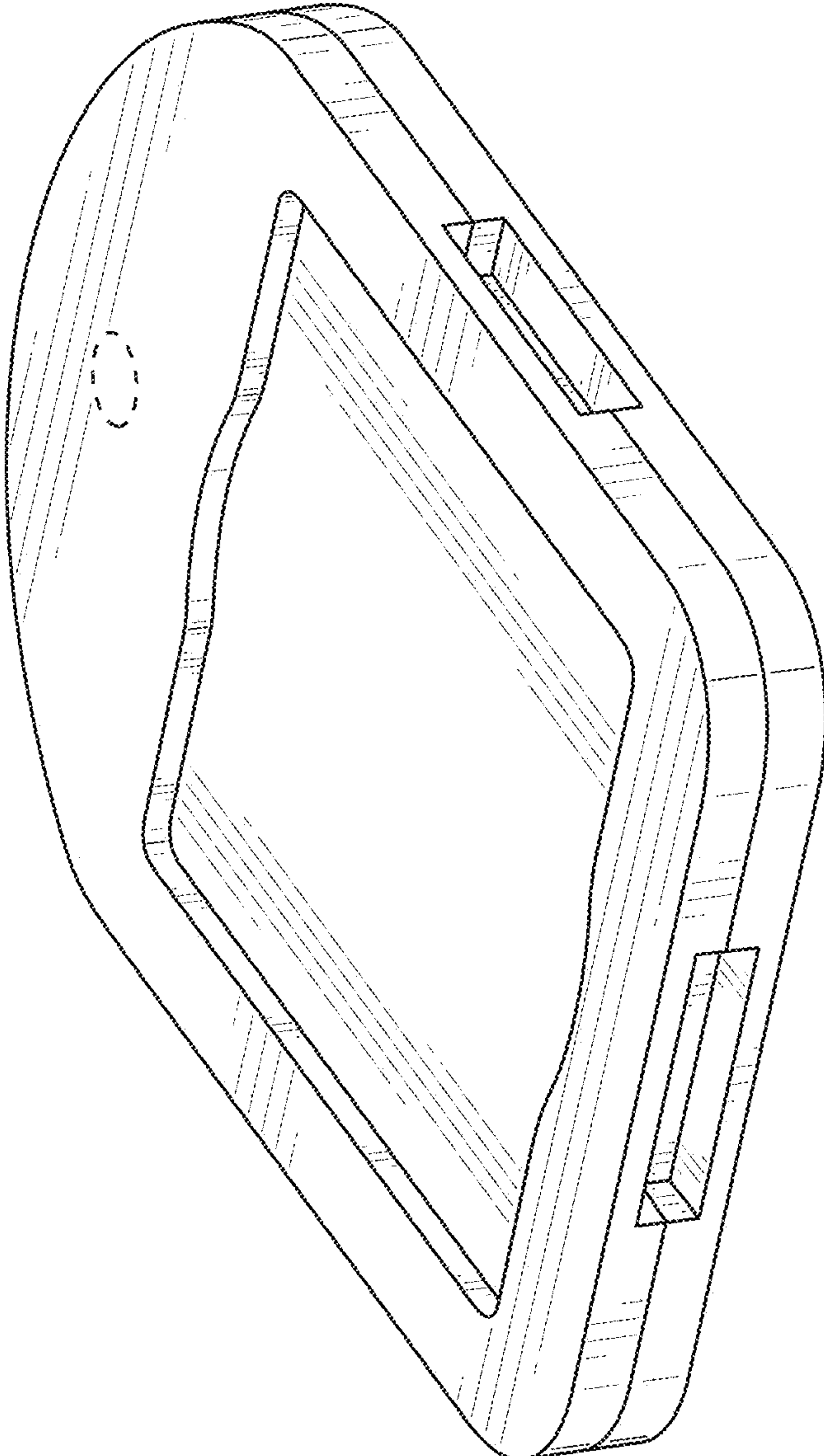


FIG. 2

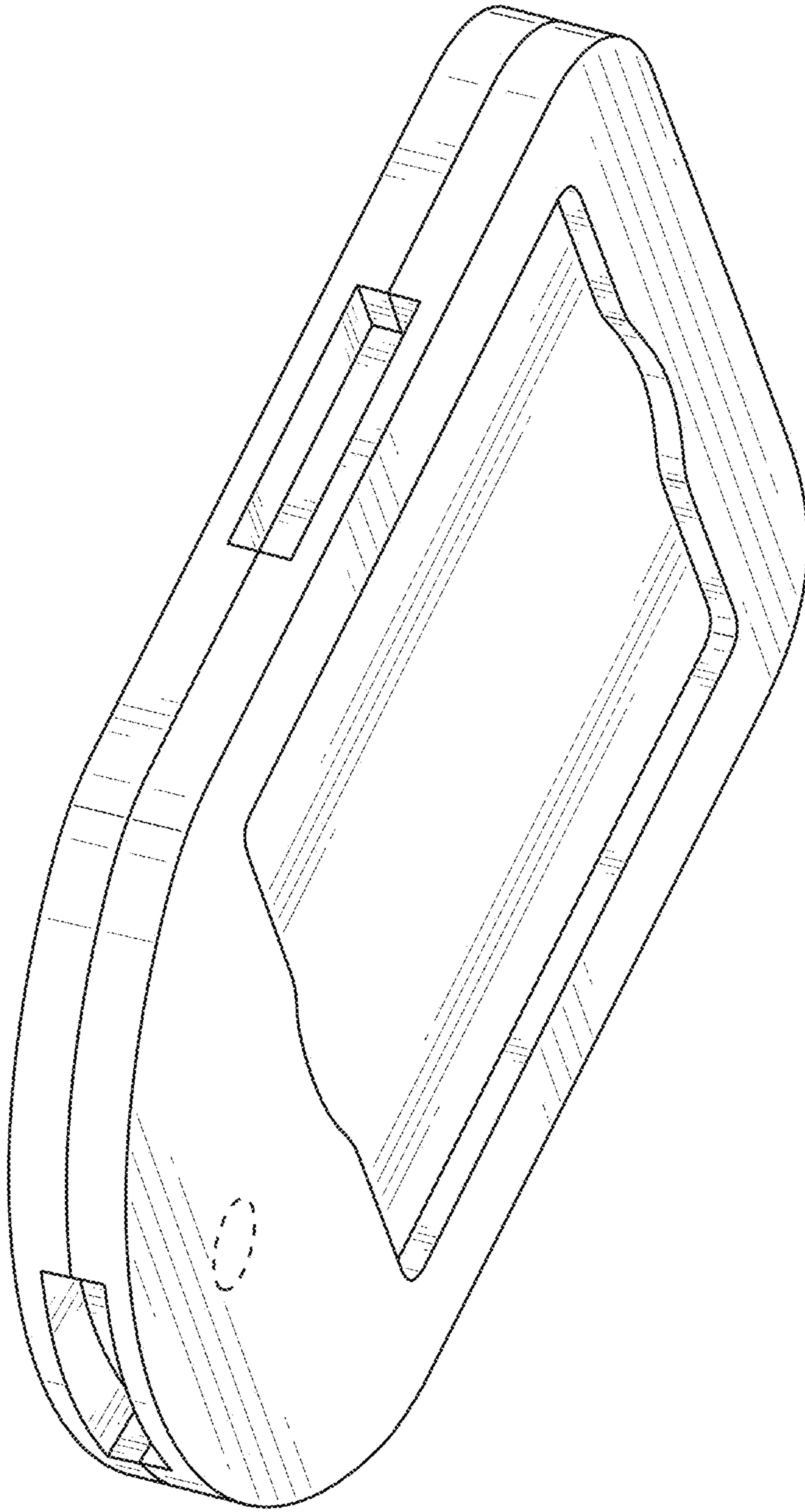


FIG. 3

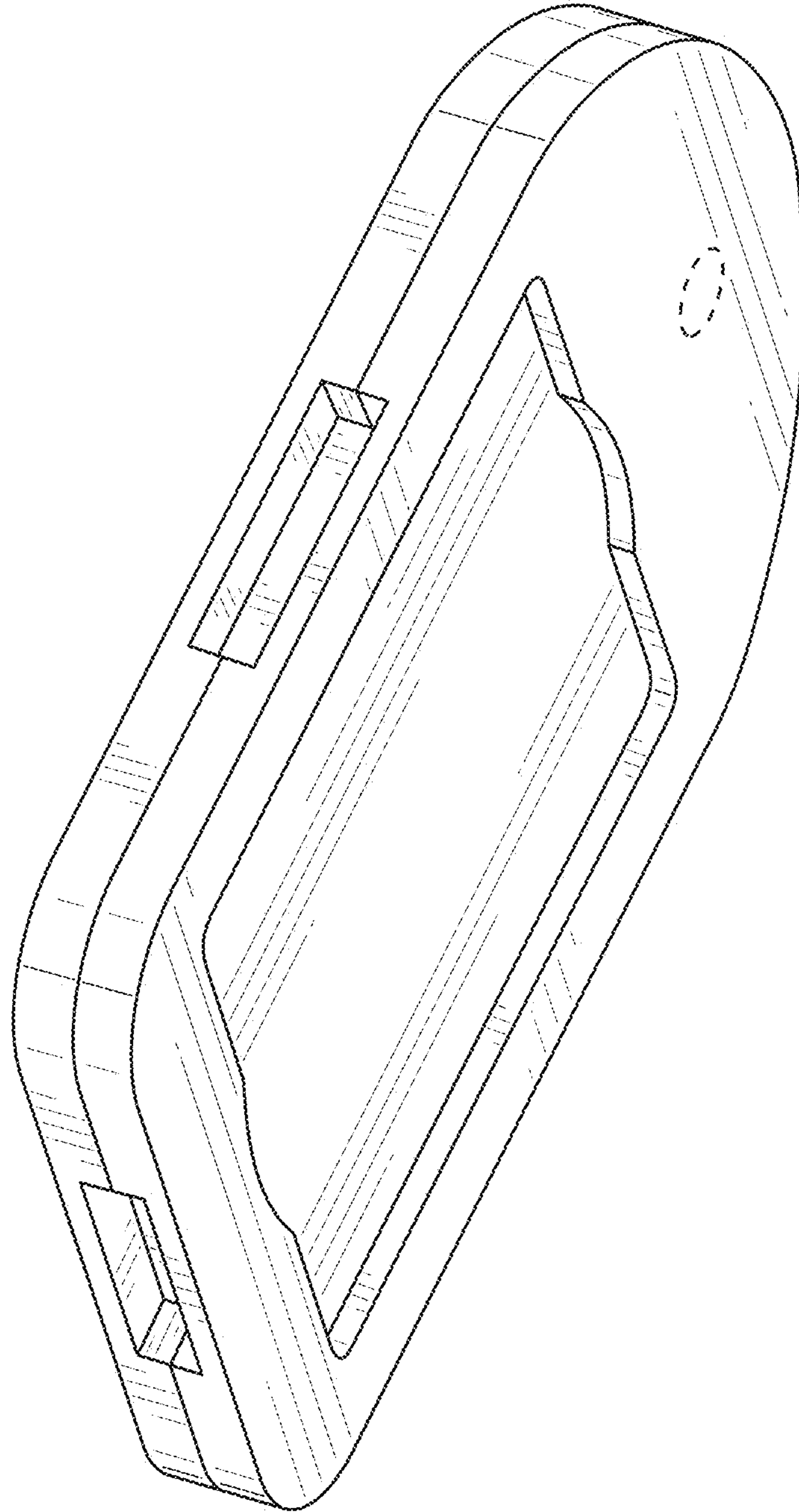


FIG. 4

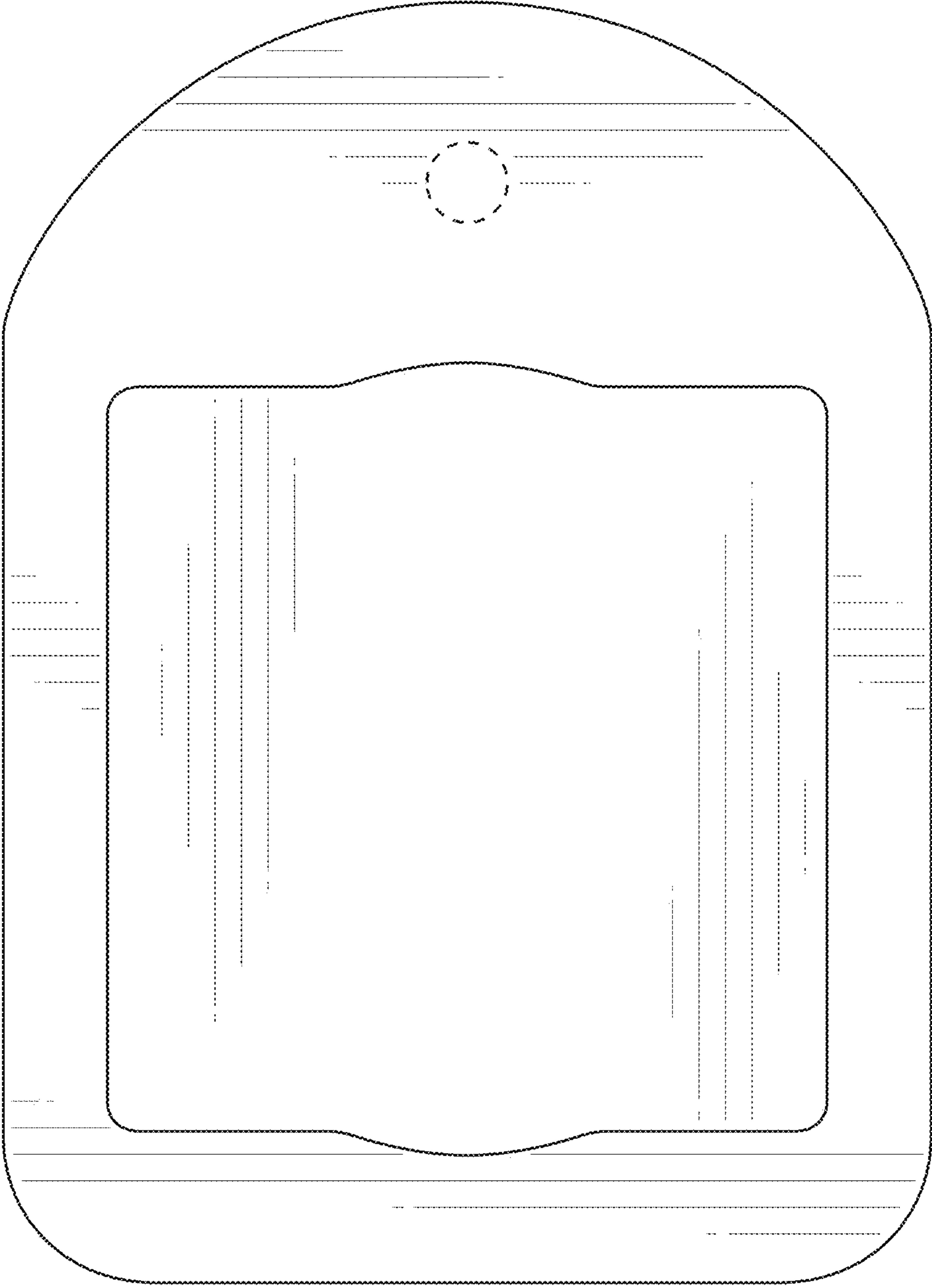


FIG. 5

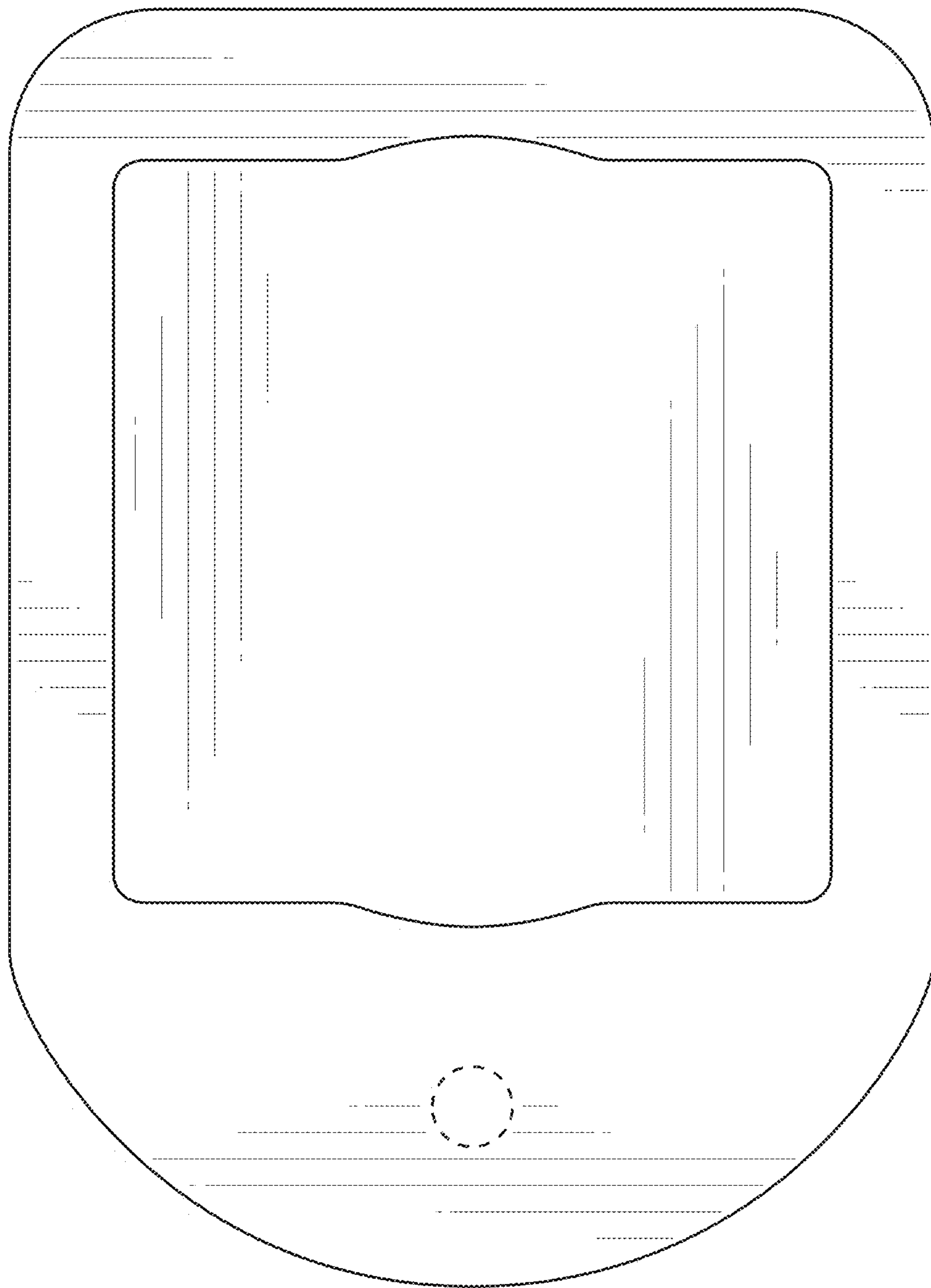


FIG. 6

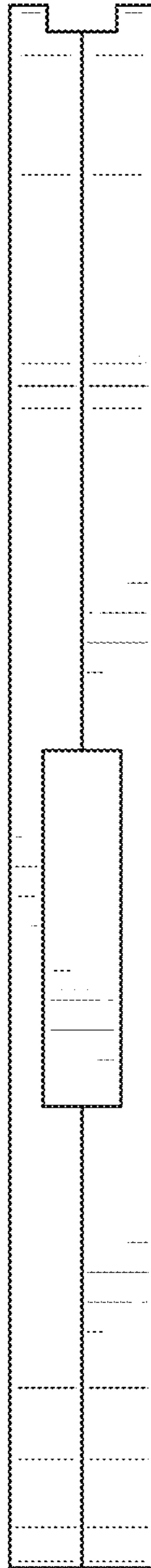


FIG. 7

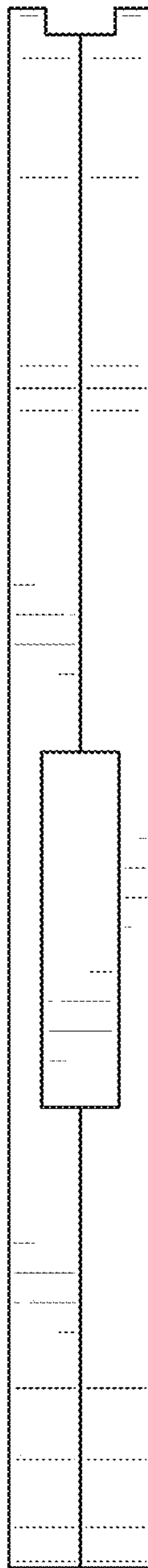


FIG. 8

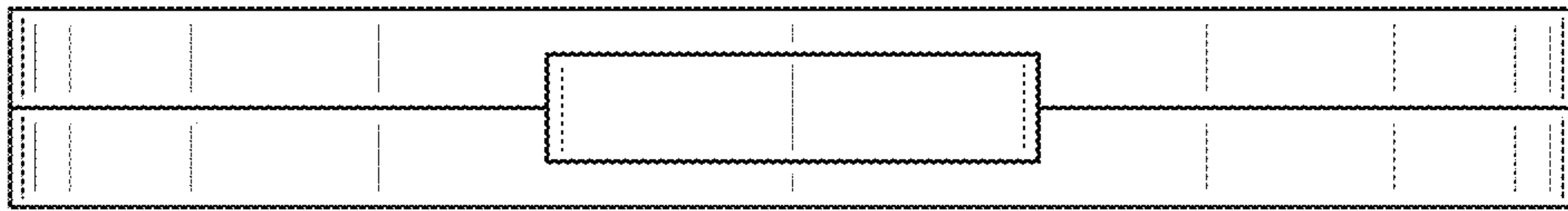


FIG. 9

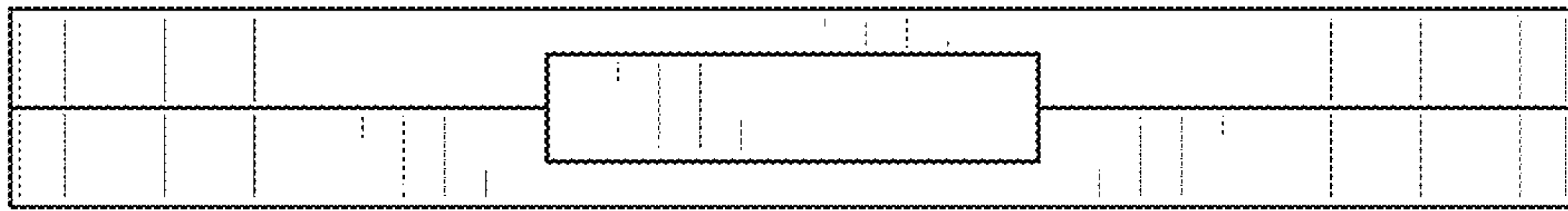


FIG. 10