



US00D916357S

(12) **United States Design Patent**
Power

(10) **Patent No.:** **US D916,357 S**

(45) **Date of Patent:** **** Apr. 13, 2021**

(54) **LAMP**

(71) Applicant: **LUZIFERLAMPS, S.L.**, Valencia (ES)

(72) Inventor: **Raymond Power**, Tarragona (ES)

(73) Assignee: **LUZIFERLAMPS, S.L.**, Valencia (ES)

(**) Term: **15 Years**

(21) Appl. No.: **29/666,912**

(22) Filed: **Oct. 17, 2018**

(30) **Foreign Application Priority Data**

Sep. 11, 2018 (EM) 005636792

(51) **LOC (13) Cl.** **26-05**

(52) **U.S. Cl.**
USPC **D26/118**

(58) **Field of Classification Search**

USPC D26/24, 72, 77, 88, 105, 108, 110, 112,
D26/113, 118, 119, 121, 122, 135, 136;
D6/512, 553; 362/317, 352, 354, 356,
362/358

CPC F21V 1/00; F21V 1/12; F21V 1/14; F21V
1/143; F21V 5/00; F21V 5/006; F21V
7/00; F21V 7/008; F21V 7/0075; F21V
3/02; F21V 3/049; F21V 3/061; F21S
6/002; F21S 6/005; A47G 33/0836

See application file for complete search history.

(56) **References Cited**

U.S. PATENT DOCUMENTS

2,122,971 A * 7/1938 Angeletti F21V 1/00
362/358
2,192,624 A * 3/1940 Schwarz F21V 1/00
362/358

D297,173 S * 8/1988 Andersen D26/136
D331,473 S * 12/1992 Meck D26/110
D419,716 S * 1/2000 Parrochia D26/118
D478,393 S * 8/2003 Alduby D26/118
D571,948 S * 6/2008 Chen D26/118
D684,302 S * 6/2013 Liang D26/118
D684,304 S * 6/2013 Lin D26/118
D768,911 S * 10/2016 Deluca D26/118
D810,353 S * 2/2018 Sempe D26/118
D868,344 S * 11/2019 Sonneman D26/118
D893,795 S * 8/2020 Amato D26/118
D894,472 S * 8/2020 Boerup D26/118
2002/0071281 A1 * 6/2002 Dickson F21V 1/00
362/351

* cited by examiner

Primary Examiner — Wan Laymon

Assistant Examiner — Clint A Samuel

(74) *Attorney, Agent, or Firm* — Collard & Roe, P.C.

(57) **CLAIM**


The ornamental design for a lamp, as shown and described.

DESCRIPTION

FIG. 1 is a front view of a lamp, showing my new design;
FIG. 2 is a top and front perspective view thereof;
FIG. 3 is a bottom view thereof;
FIG. 4 is a top view thereof;
FIG. 5 is a right side view thereof;
FIG. 6 is a left side view thereof; and,
FIG. 7 is a rear view thereof.

The features surrounded by broken lines depict portions of the lamp that form no part of the claimed design.

1 Claim, 7 Drawing Sheets






FIG. 1




FIG. 2




FIG. 3

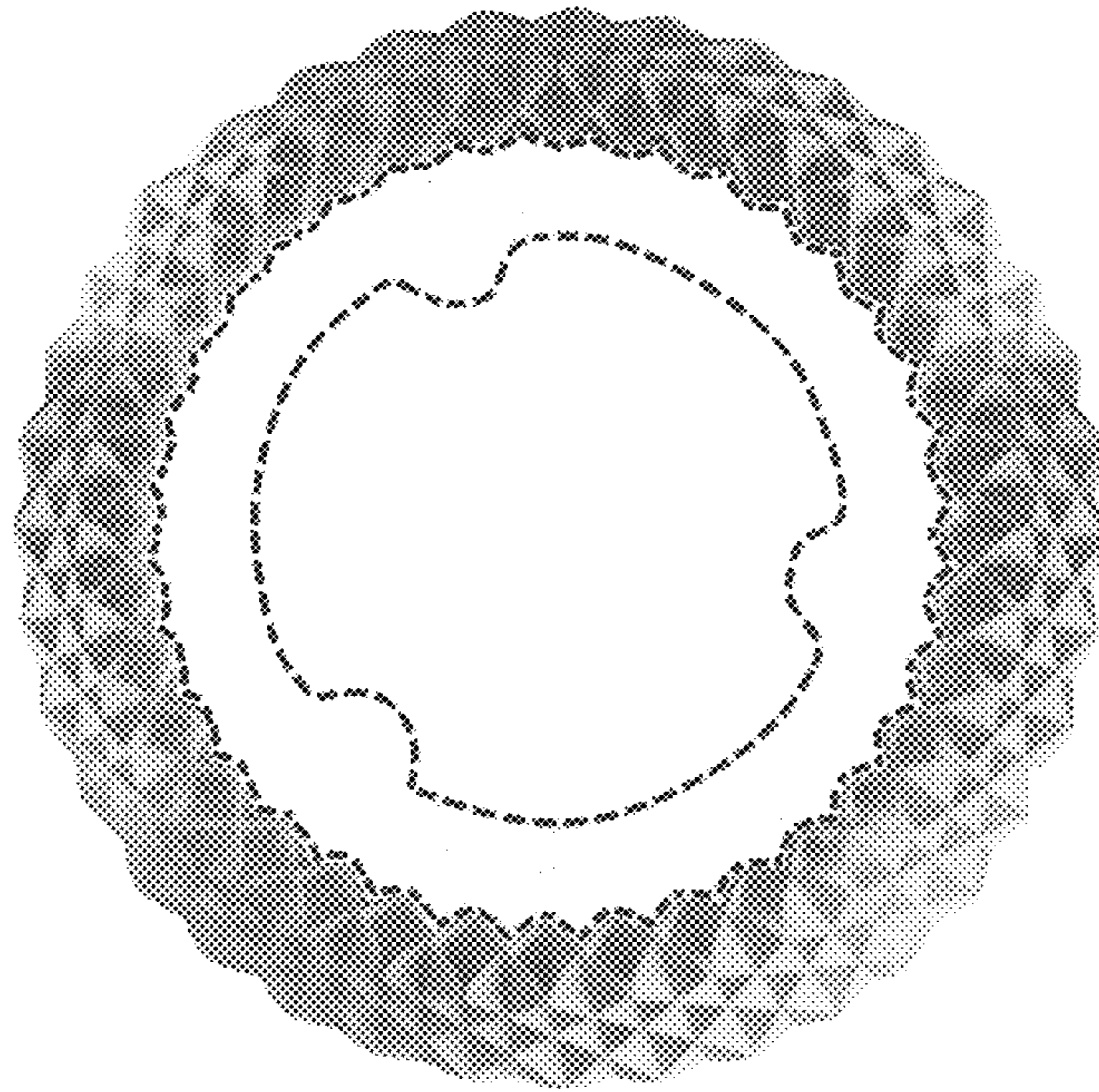


FIG. 4




FIG. 5




FIG. 6




FIG. 7