



US00D916311S

(12) **United States Design Patent** (10) **Patent No.:** **US D916,311 S**  
**Yoo et al.** (45) **Date of Patent:** **\*\* Apr. 13, 2021**

(54) **FEEDING BOTTLE STERILIZER**  
(71) Applicant: **LG ELECTRONICS INC.**, Seoul (KR)  
(72) Inventors: **Taewoo Yoo**, Seoul (KR); **Nayeoung Kim**, Seoul (KR); **Jinsu Kim**, Seoul (KR); **Kyoungmin Baek**, Seoul (KR); **Hyojin Won**, Seoul (KR); **Hyunwoo Yoo**, Seoul (KR); **Hyejin Choi**, Seoul (KR)  
(73) Assignee: **LG ELECTRONICS INC.**, Seoul (KR)  
(\*\*) Term: **15 Years**  
(21) Appl. No.: **29/711,205**  
(22) Filed: **Oct. 29, 2019**  
(30) **Foreign Application Priority Data**

Apr. 30, 2019 (WO) ..... WIPO83083  
(51) **LOC (13) Cl.** ..... **24-01**  
(52) **U.S. Cl.**  
USPC ..... **D24/217**  
(58) **Field of Classification Search**  
USPC ..... D24/216, 217, 218, 219, 232, 227-230, D24/197-199; D32/1  
CPC ..... A61L 2/26; A61L 2/24; A61L 2/17; A61L 2/18; A61L 2/025; A61L 2202/122; A61L 2202/10; A61L 2202/11; A61L 2202/14; A61L 2202/23; A61L 2202/24; A61L 2202/182

See application file for complete search history.

(56) **References Cited**  
U.S. PATENT DOCUMENTS  
D704,350 S \* 5/2014 Lau ..... D24/217  
D850,030 S \* 5/2019 Tian ..... A61L 2/10 D32/1  
D854,705 S \* 7/2019 Ouyang ..... D24/217  
D892,045 S \* 8/2020 Zhang ..... H02J 7/0042 D13/108  
D893,740 S \* 8/2020 Lv ..... D24/217  
D901,712 S \* 11/2020 Nicoll ..... D24/217  
2014/0050634 A1 \* 2/2014 Bacik ..... A61L 2/07 422/297  
2017/0324267 A1 \* 11/2017 Decker ..... H02J 7/0042  
2019/0099509 A1 \* 4/2019 Martz ..... A61L 2/10  
\* cited by examiner

*Primary Examiner* — Anhdao Doan  
(74) *Attorney, Agent, or Firm* — Birch, Stewart, Kolasch & Birch, LLP

(57) **CLAIM**  
The ornamental design for a feeding bottle sterilizer, as shown and described.

**DESCRIPTION**  
FIG. 1 is a front perspective view of the feeding bottle sterilizer;  
FIG. 2 is a front view thereof;  
FIG. 3 is a rear view thereof;  
FIG. 4 is a left view thereof where the right view is a mirror image;  
FIG. 5 is a top view thereof;  
FIG. 6 is a bottom view thereof; and,  
FIG. 7 is a back perspective view thereof.  
The broken lines depict portions of the feeding bottle sterilizer that form no part of the claimed design. The broken lines form no part of the claimed design.

**1 Claim, 7 Drawing Sheets**

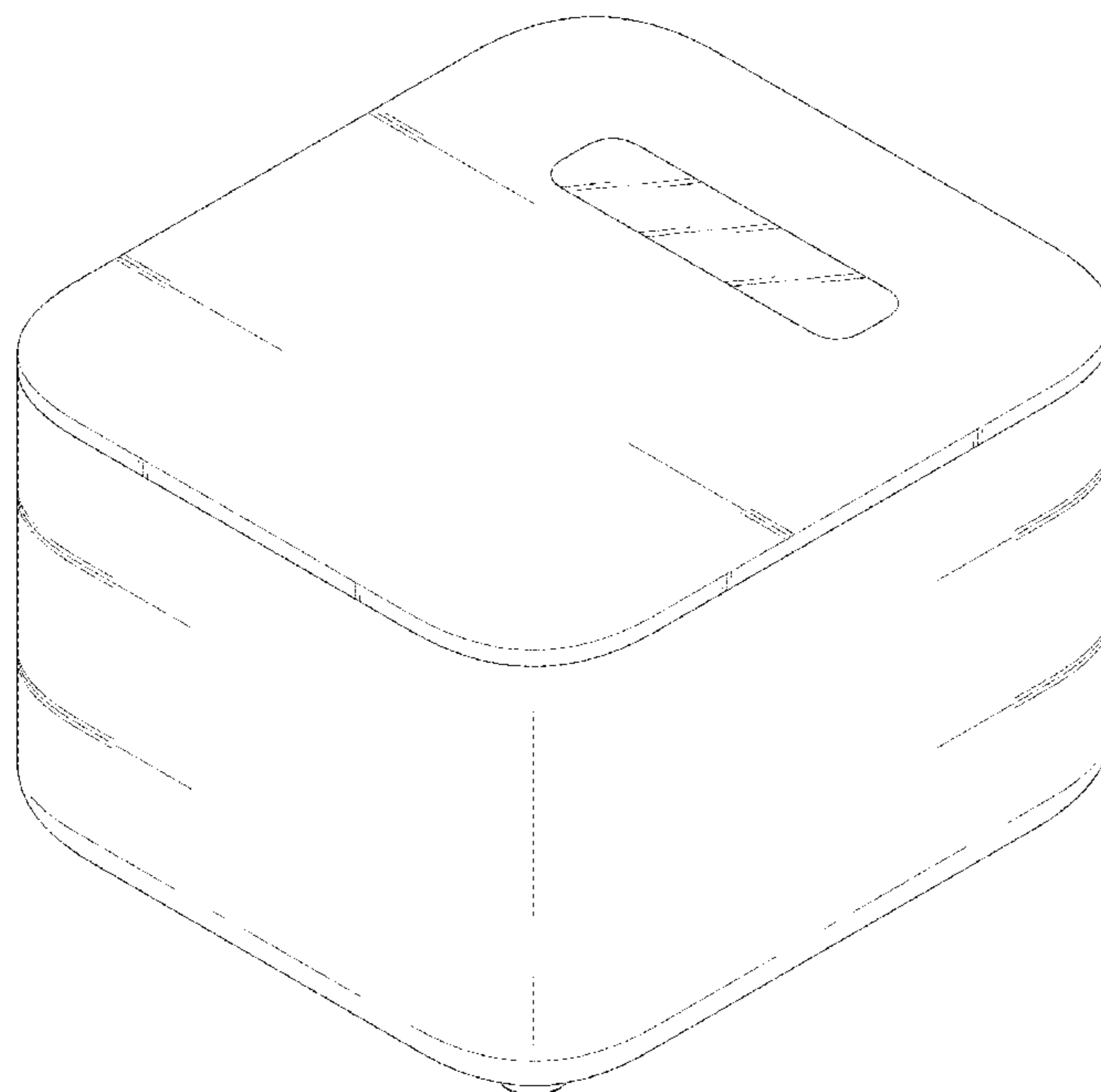


FIG. 1

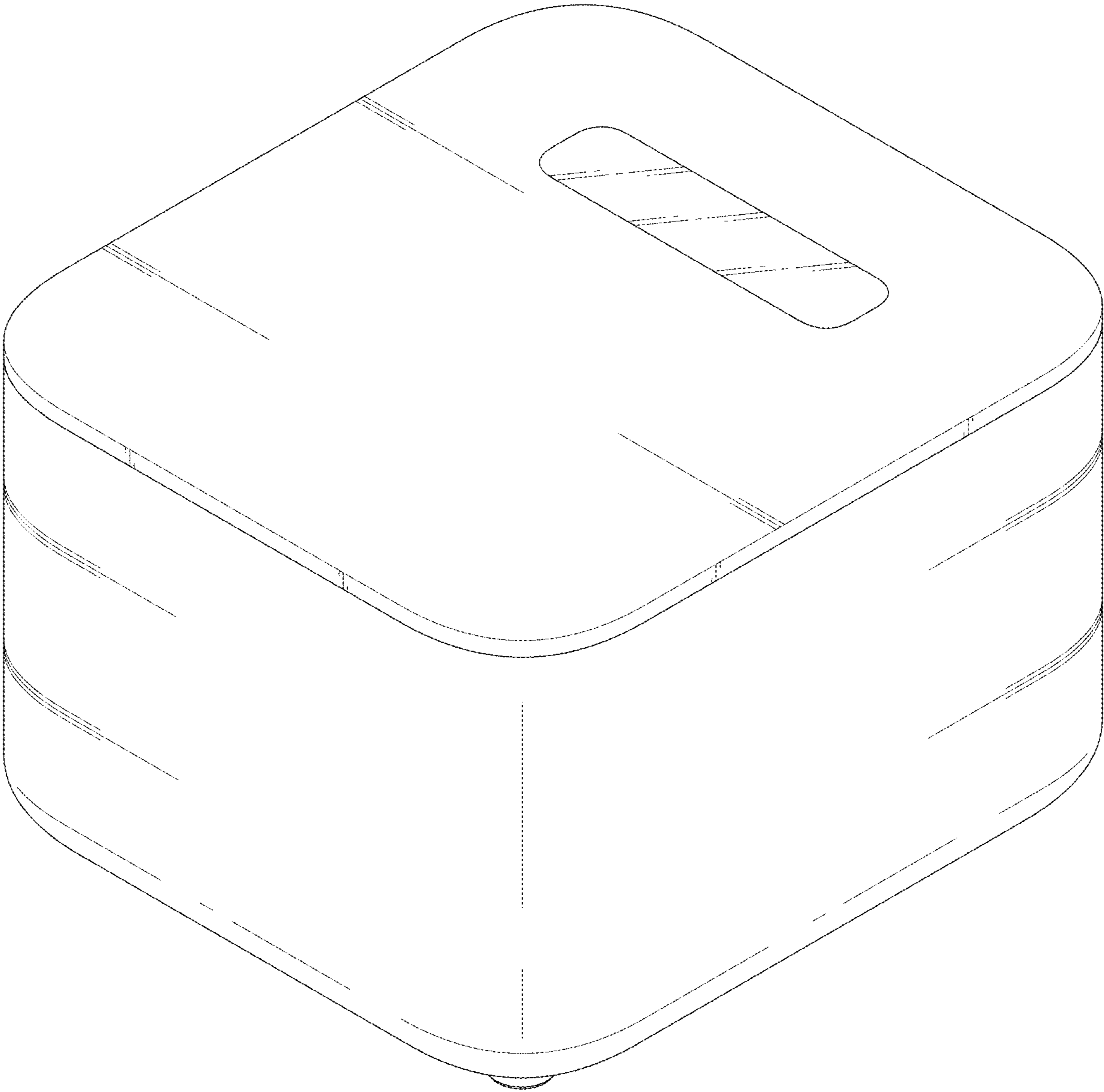


FIG. 2




FIG. 3

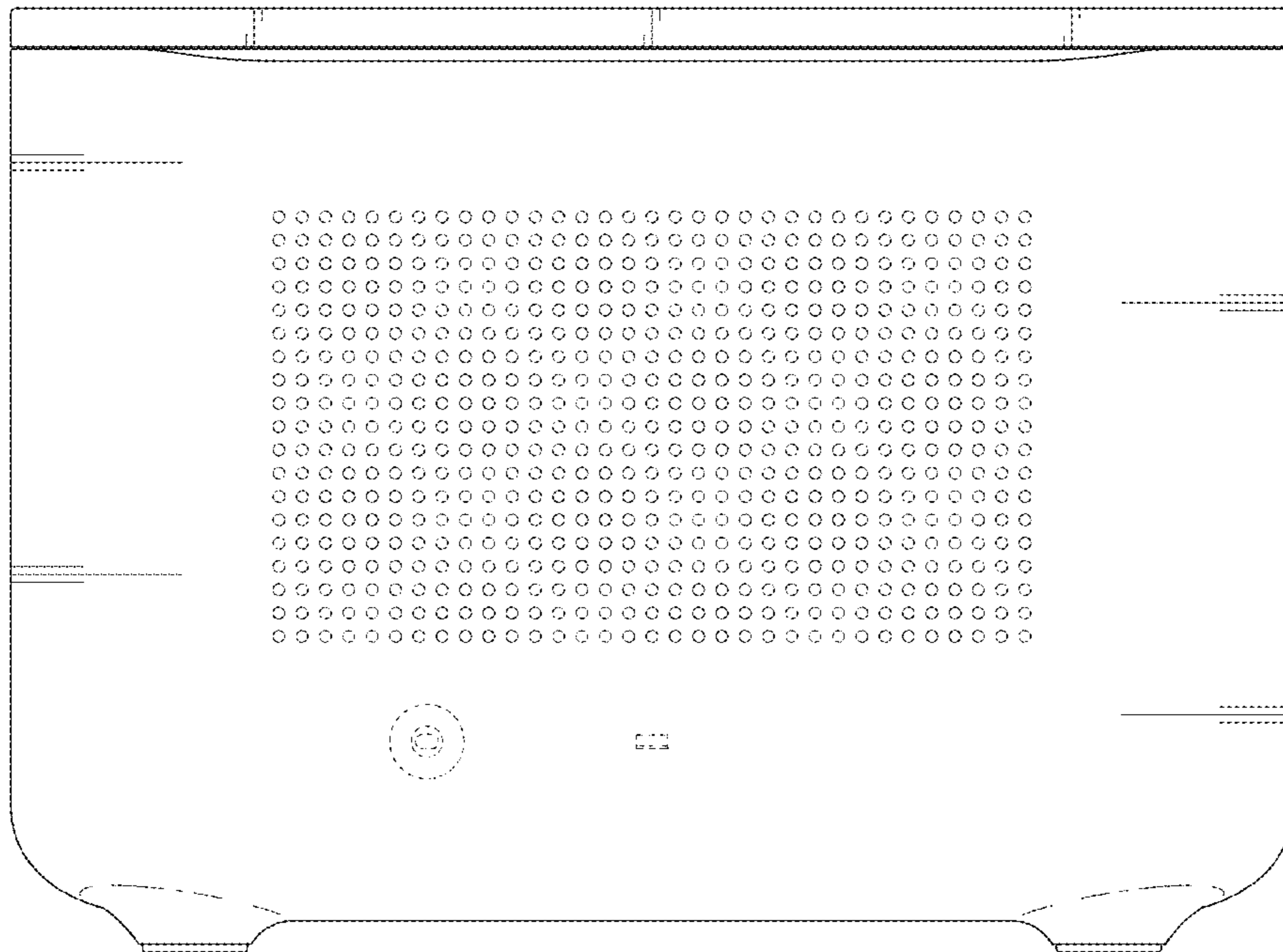


FIG. 4




FIG. 5

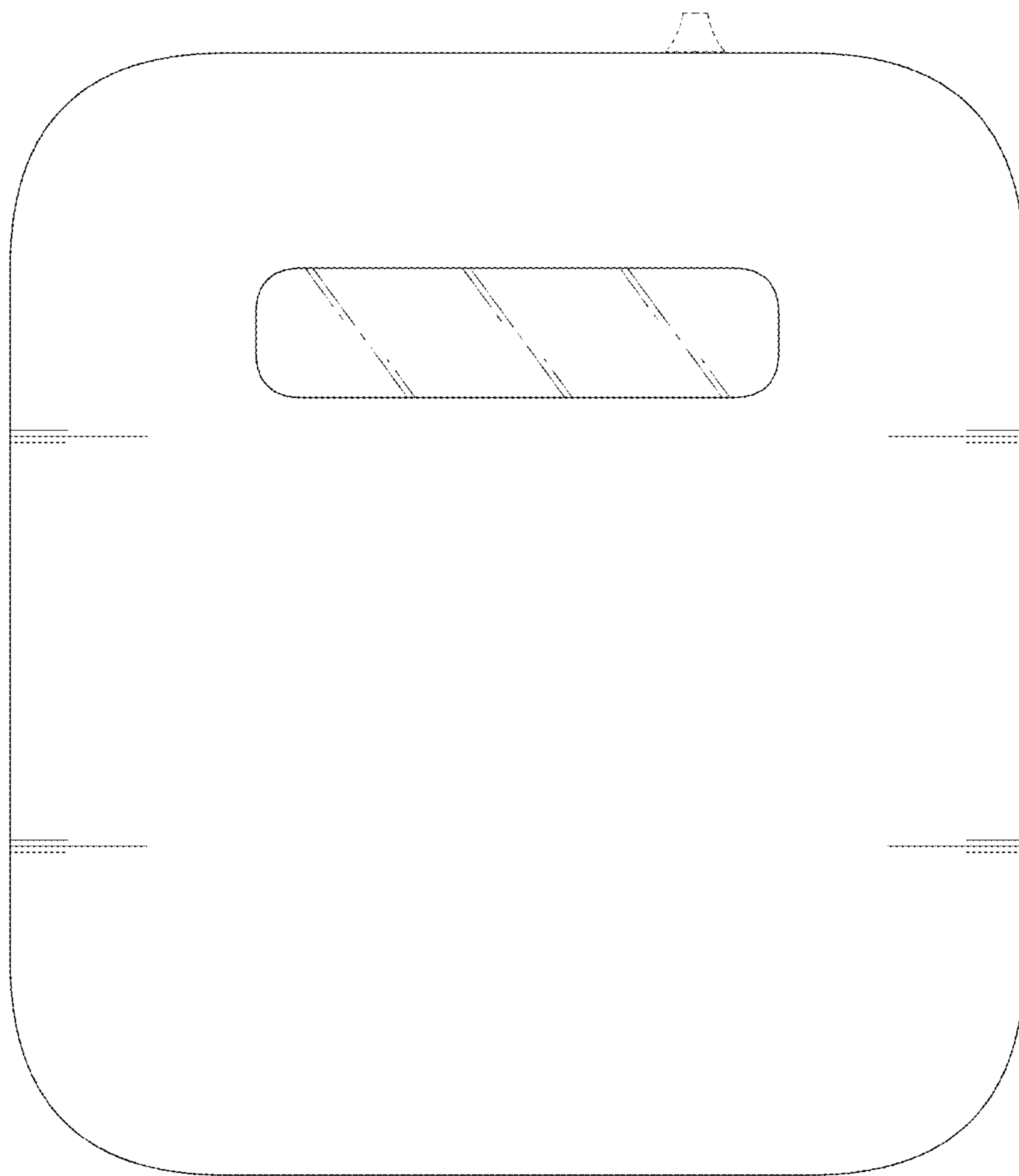


FIG. 6




FIG. 7

