



US00D916310S

(12) **United States Design Patent** (10) **Patent No.:** **US D916,310 S**  
**Yoo et al.** (45) **Date of Patent:** **\*\* Apr. 13, 2021**

(54) **FEEDING BOTTLE STERILIZER**  
(71) Applicant: **LG ELECTRONICS INC.,** Seoul (KR)  
(72) Inventors: **Taewoo Yoo,** Seoul (KR); **Nayeoung Kim,** Seoul (KR); **Jinsu Kim,** Seoul (KR); **Kyoungmin Baek,** Seoul (KR); **Hyojin Won,** Seoul (KR); **Hyunwoo Yoo,** Seoul (KR); **Hyejin Choi,** Seoul (KR)  
(73) Assignee: **LG ELECTRONICS INC.,** Seoul (KR)

(\*\*) Term: **15 Years**

(21) Appl. No.: **29/711,173**

(22) Filed: **Oct. 29, 2019**

(30) **Foreign Application Priority Data**

Apr. 30, 2019 (WO) ..... WIPO83088

(51) **LOC (13) Cl.** ..... **24-01**

(52) **U.S. Cl.**  
USPC ..... **D24/217**

(58) **Field of Classification Search**  
USPC ..... D24/216, 217, 218, 219, 232, 227-230, D24/197-199; D32/1  
CPC ..... A61L 2/26; A61L 2/24; A61L 2/17; A61L 2/18; A61L 2/025; A61L 2202/122; A61L 2202/10; A61L 2202/11; A61L 2202/14; A61L 2202/23; A61L 2202/24; A61L 2202/182  
See application file for complete search history.

(56) **References Cited**

**U.S. PATENT DOCUMENTS**

4,710,233 A \* 12/1987 Hohmann ..... A61L 2/035  
205/701  
D893,043 S \* 8/2020 Ou Yang ..... D24/217

D898,217 S \* 10/2020 Hickey ..... D24/217  
D898,218 S \* 10/2020 Hickey ..... D24/217  
D899,621 S \* 10/2020 Maw ..... D24/217  
2011/0020193 A1 \* 1/2011 Lee ..... A61L 2/07  
422/300  
2014/0271370 A1 \* 9/2014 Sirotin ..... A61L 2/07  
422/105  
2017/0324267 A1 \* 11/2017 Decker ..... A61L 2/26  
2019/0099509 A1 \* 4/2019 Martz ..... A61L 2/10

\* cited by examiner

*Primary Examiner* — Anhdao Doan

(74) *Attorney, Agent, or Firm* — Birch, Stewart, Kolasch & Birch, LLP

(57) **CLAIM**

The ornamental design for a feeding bottle sterilizer, as shown and described.

**DESCRIPTION**

FIG. 1 is a front right perspective view of the feeding bottle sterilizer;  
FIG. 2 is a front left perspective view thereof;  
FIG. 3 is a front view thereof;  
FIG. 4 is a rear view thereof;  
FIG. 5 is a left view thereof where the right view is a mirror image;  
FIG. 6 is a top view thereof; and,  
FIG. 7 is a bottom view thereof.  
The broken lines depict portions of the feeding bottle sterilizer that form no part of the claimed design; the broken lines form no part of the claimed design. The dash-dot broken lines define the bounds of the claimed design and form no part thereof.

**1 Claim, 7 Drawing Sheets**

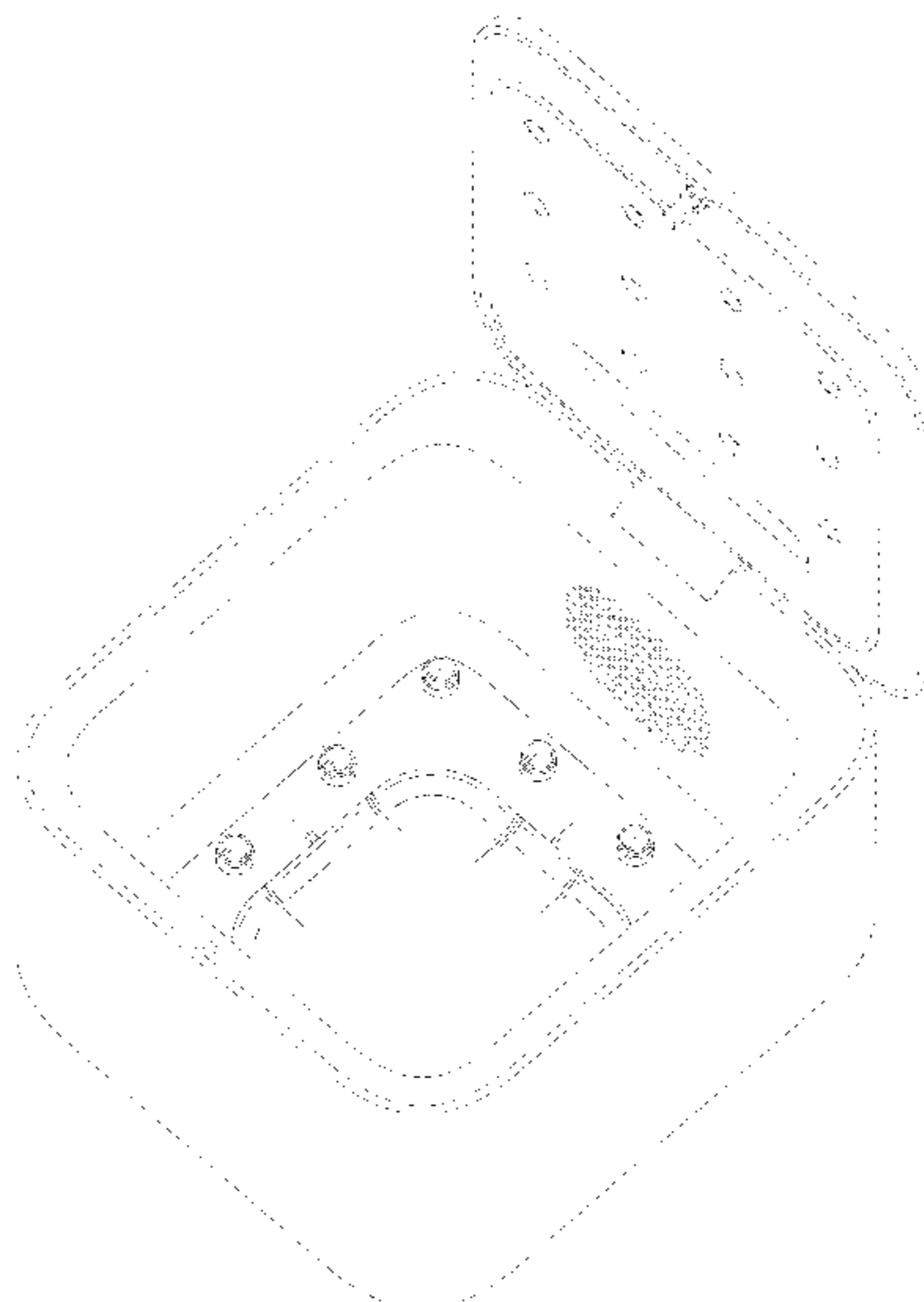


FIG. 1

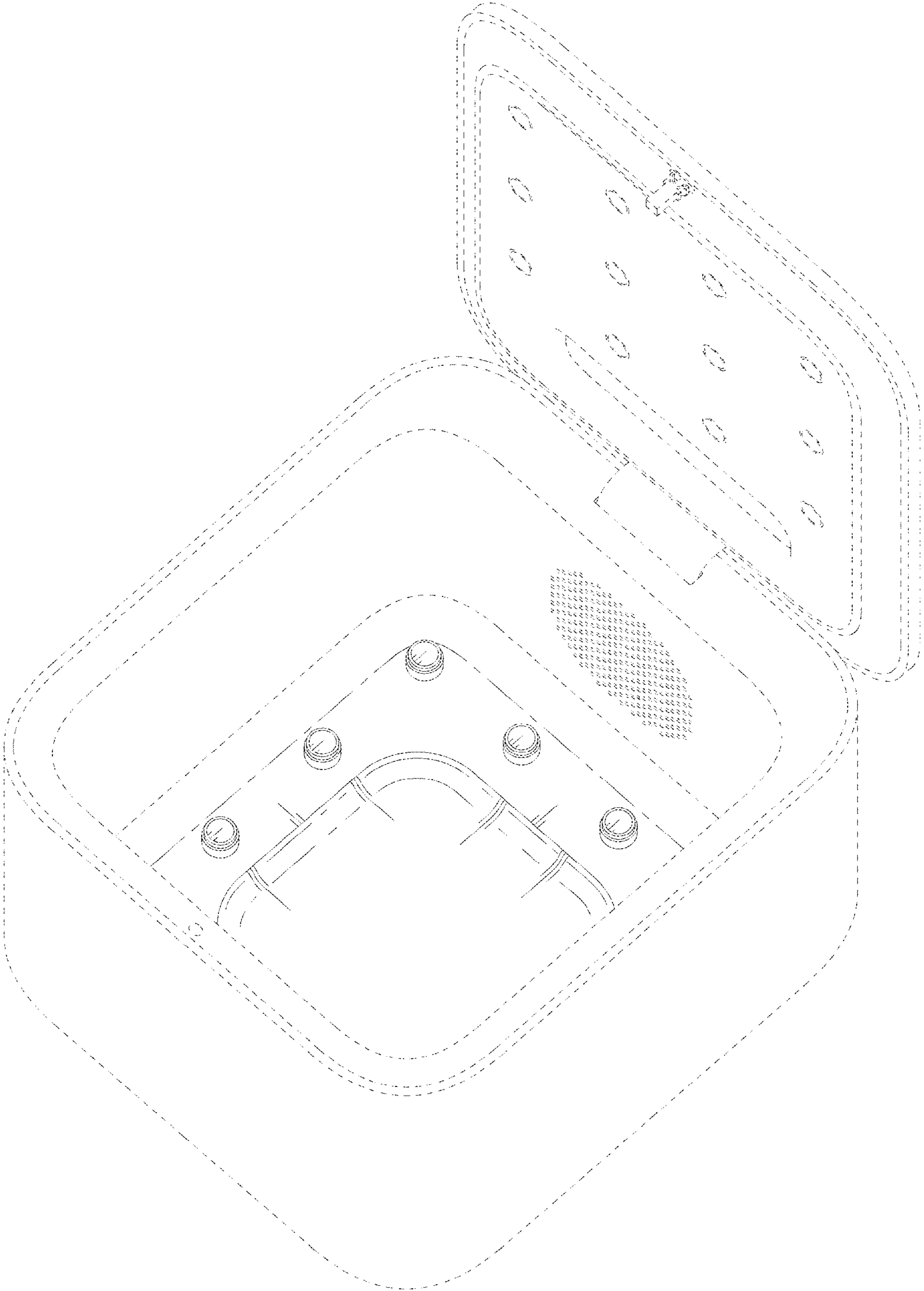


FIG. 2

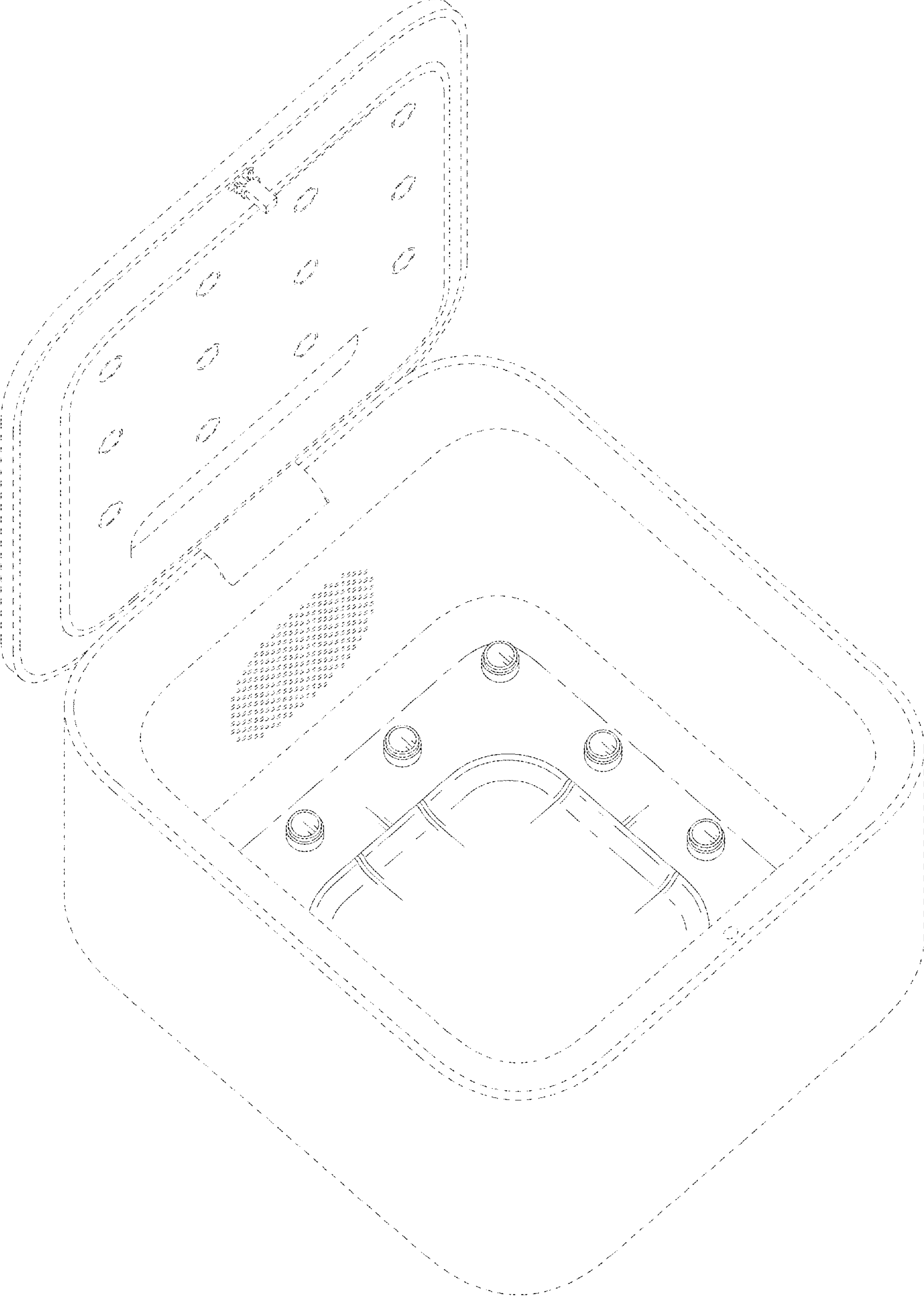


FIG. 3

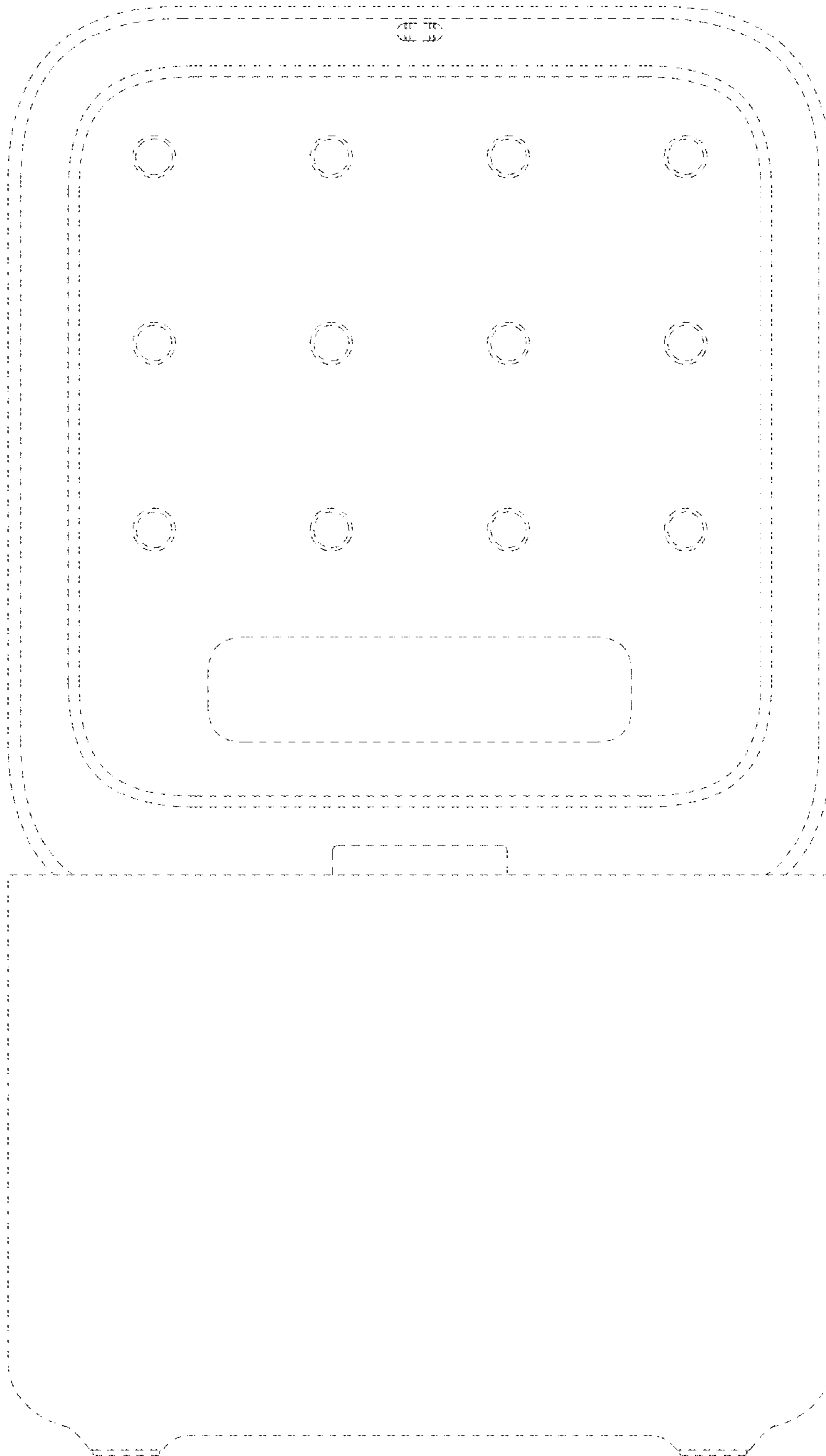


FIG. 4




FIG. 5




FIG. 6

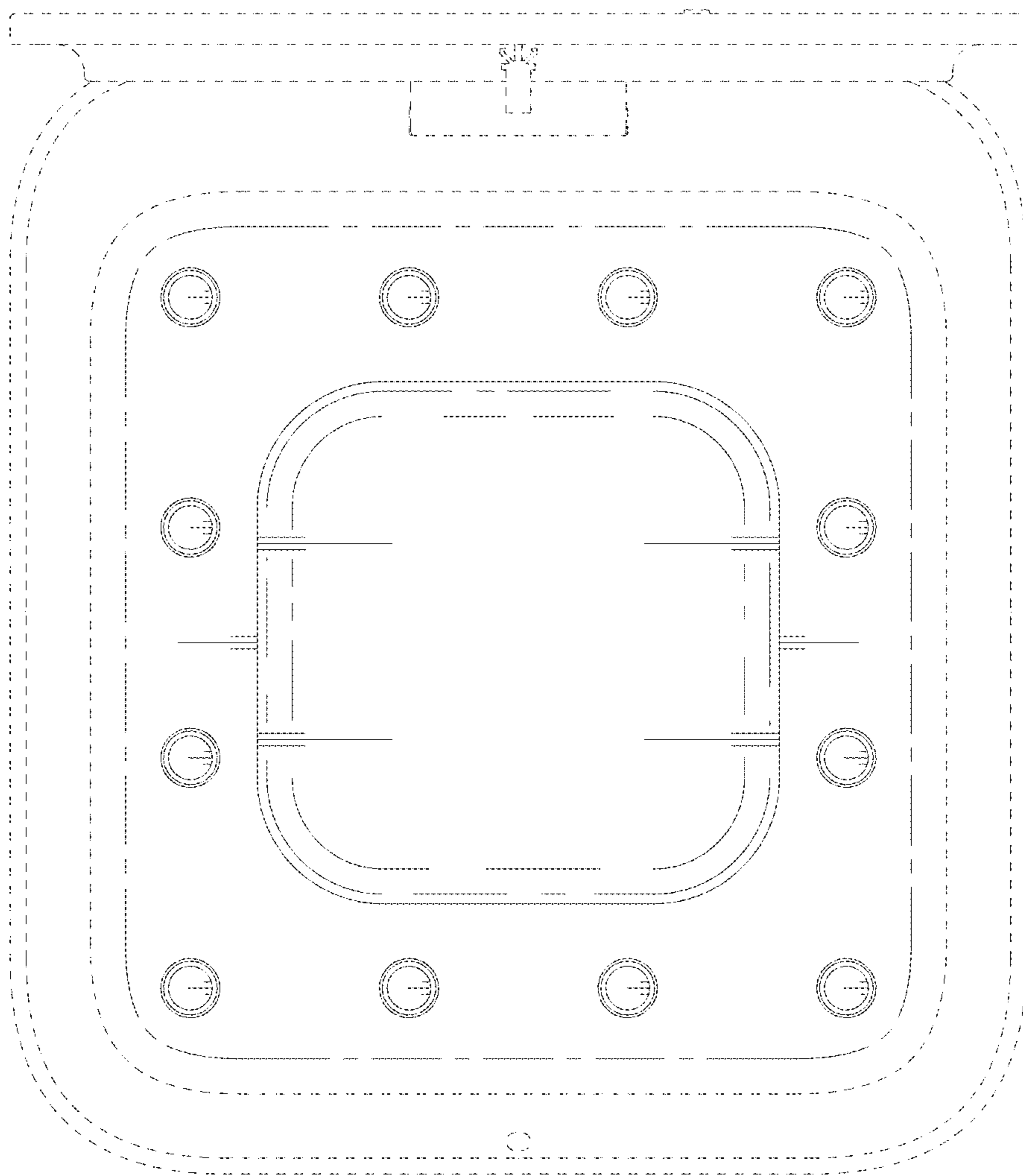


FIG. 7

