



US00D916271S

(12) **United States Design Patent**  
**Hamazaki**

(10) **Patent No.:** **US D916,271 S**

(45) **Date of Patent:** **\*\* Apr. 13, 2021**

(54) **AIR CIRCULATOR**

(71) Applicant: **Iris Ohyama Inc.**, Sendai (JP)

(72) Inventor: **Yuna Hamazaki**, Kakuda (JP)

(73) Assignee: **IRIS OHYAMA INC.**, Sendai (JP)

(\*\*) Term: **15 Years**

(21) Appl. No.: **29/695,573**

(22) Filed: **Jun. 20, 2019**

(30) **Foreign Application Priority Data**

Apr. 19, 2019 (JP) ..... 2019-008758

(51) **LOC (13) Cl.** ..... **23-03**

(52) **U.S. Cl.**  
USPC ..... **D23/412**; D23/382

(58) **Field of Classification Search**  
USPC ..... D23/332, 333, 335-337, 364, 370, 378,  
D23/379, 381-383, 380, 411-412  
CPC ..... F24H 3/0417; F04D 29/48; F04D 25/08;  
F04D 29/38; F04D 29/384; F04D 29/386  
See application file for complete search history.

(56) **References Cited**

U.S. PATENT DOCUMENTS

RE34,551 E *	2/1994	Coup	.....	F04D 29/703
				415/121.2
D354,558 S *	1/1995	Marvin	.....	D23/332
D398,983 S *	9/1998	Keller	.....	D23/381
D440,648 S *	4/2001	Lee	.....	D23/382
D447,552 S *	9/2001	Lee	.....	D23/382
D457,618 S *	5/2002	Lee	.....	D23/382
D537,514 S *	2/2007	Chiang	.....	D23/380
D605,280 S *	12/2009	Chen	.....	D23/382
D680,211 S *	4/2013	Birdsell	.....	D23/378
D688,368 S *	8/2013	Ediger	.....	D23/412
D692,996 S *	11/2013	Alexander	.....	D23/370
D817,473 S *	5/2018	Liu	.....	D23/382

D872,253 S *	1/2020	Sakamoto	.....	D23/382
D872,254 S *	1/2020	Sakamoto	.....	D23/382
2013/0309111 A1 *	11/2013	Mizuno	.....	F04D 29/526
				417/423.14
2020/0208871 A1 *	7/2020	Yamamoto	.....	F24F 7/007

FOREIGN PATENT DOCUMENTS

CN 304700330 S 6/2018

OTHER PUBLICATIONS

Iris Ohyama Inc., publication on website, (Japan Patent Office Design Patent Department, publicly known reference No. HJ31051088). An Office Action; "Notice of Allowance", dated by the Japanese Patent Office Jan. 28, 2020, which corresponds to Japanese Design Application No. 2019-008758 with English language concise explanation.

\* cited by examiner

*Primary Examiner* — Cathron C Brooks

*Assistant Examiner* — Sharon S Oum

(74) *Attorney, Agent, or Firm* — Studebaker & Brackett PC

(57) **CLAIM**

The ornamental design for an air circulator, as shown and described.

**DESCRIPTION**

FIG. 1 is a front, top and right-side perspective view of an air circulator showing my new design;  
FIG. 2 is a front view thereof;  
FIG. 3 is a rear view thereof;  
FIG. 4 is a top view thereof;  
FIG. 5 is a bottom view thereof;  
FIG. 6 is a right-side view thereof;  
FIG. 7 is a left-side view thereof; and,  
FIG. 8 is a rear, top and left-side perspective view thereof.  
The broken lines illustrate portions of the air circulator and form no part of the claimed design.

**1 Claim, 8 Drawing Sheets**

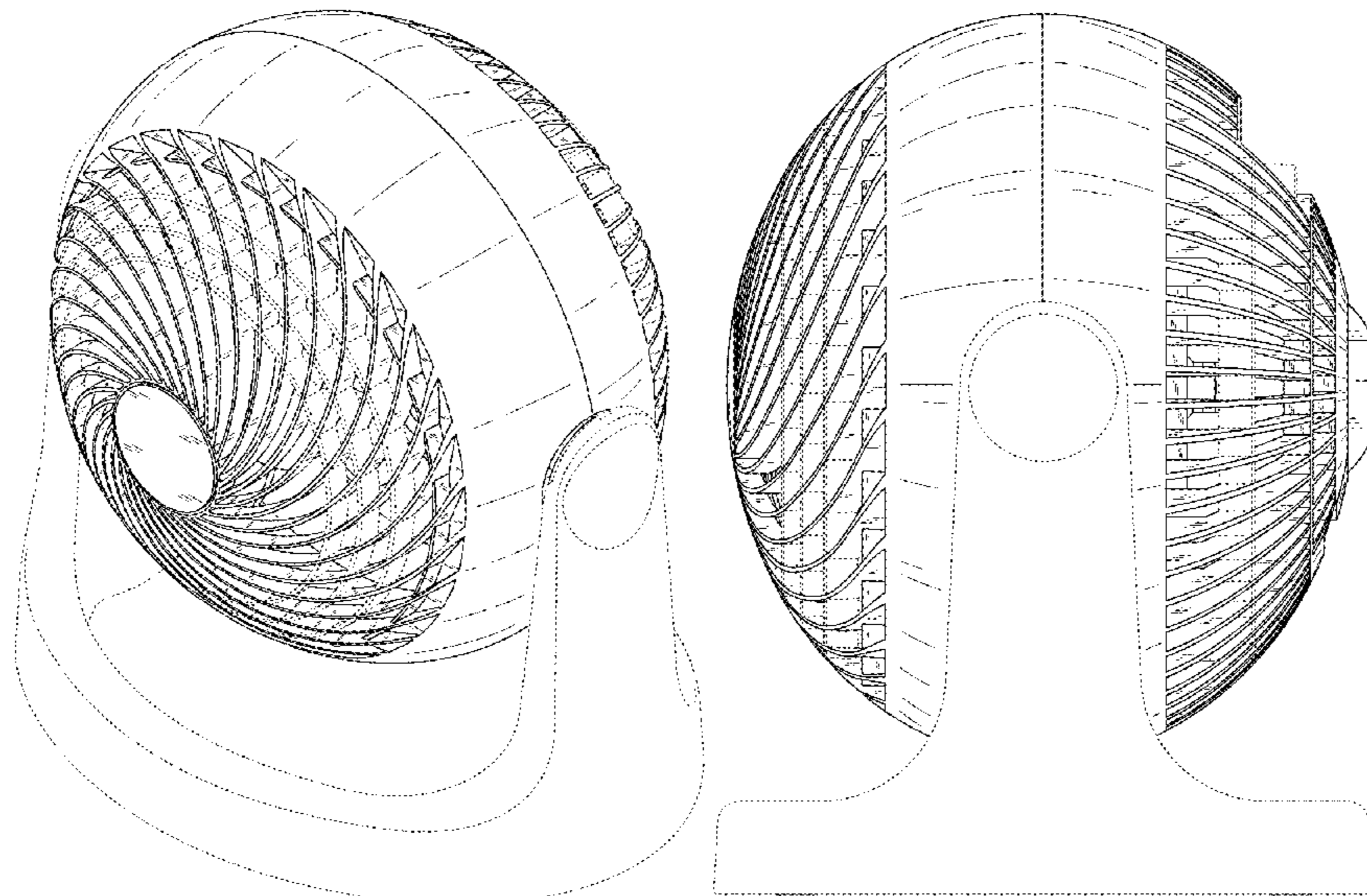


FIG. 1

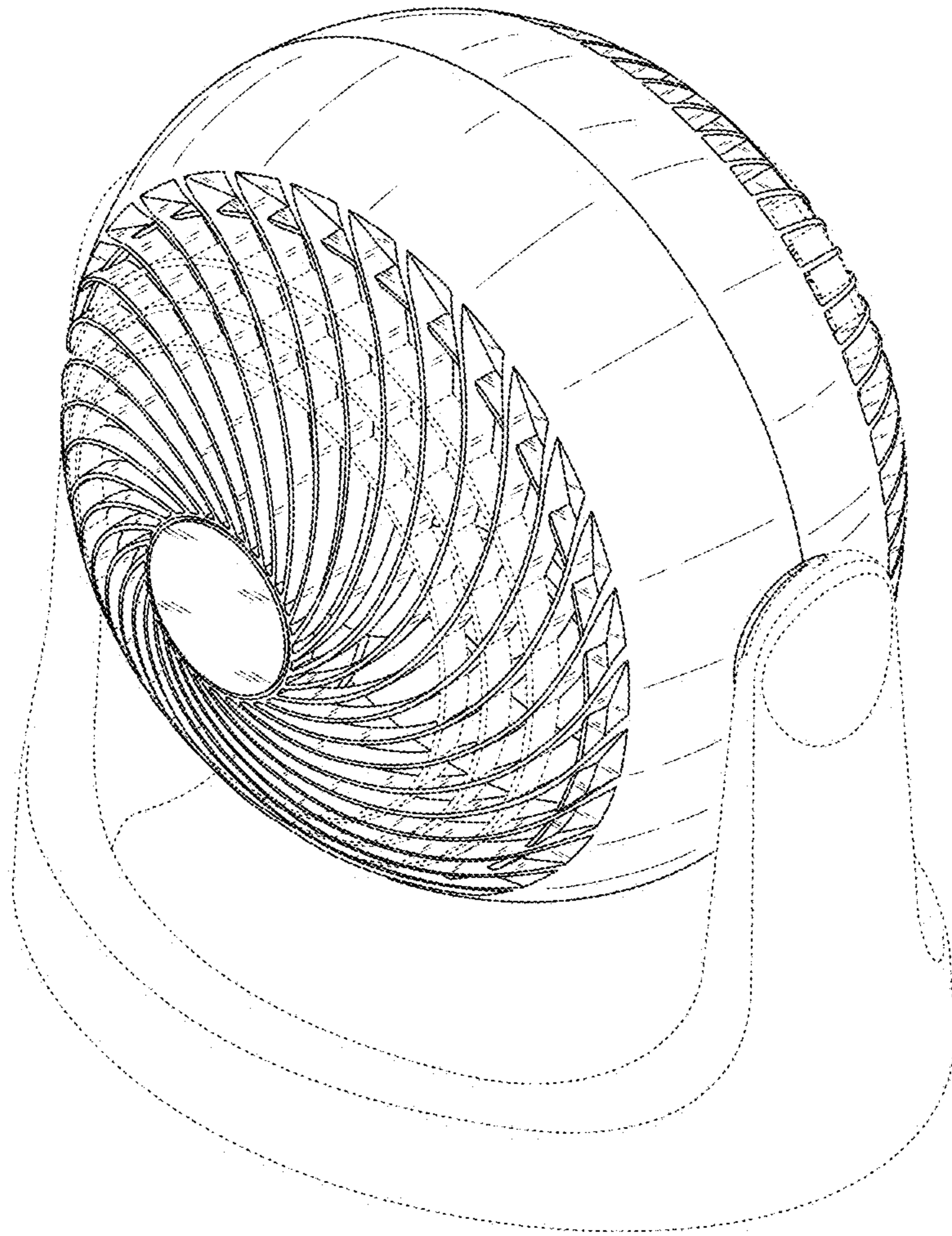




FIG. 2

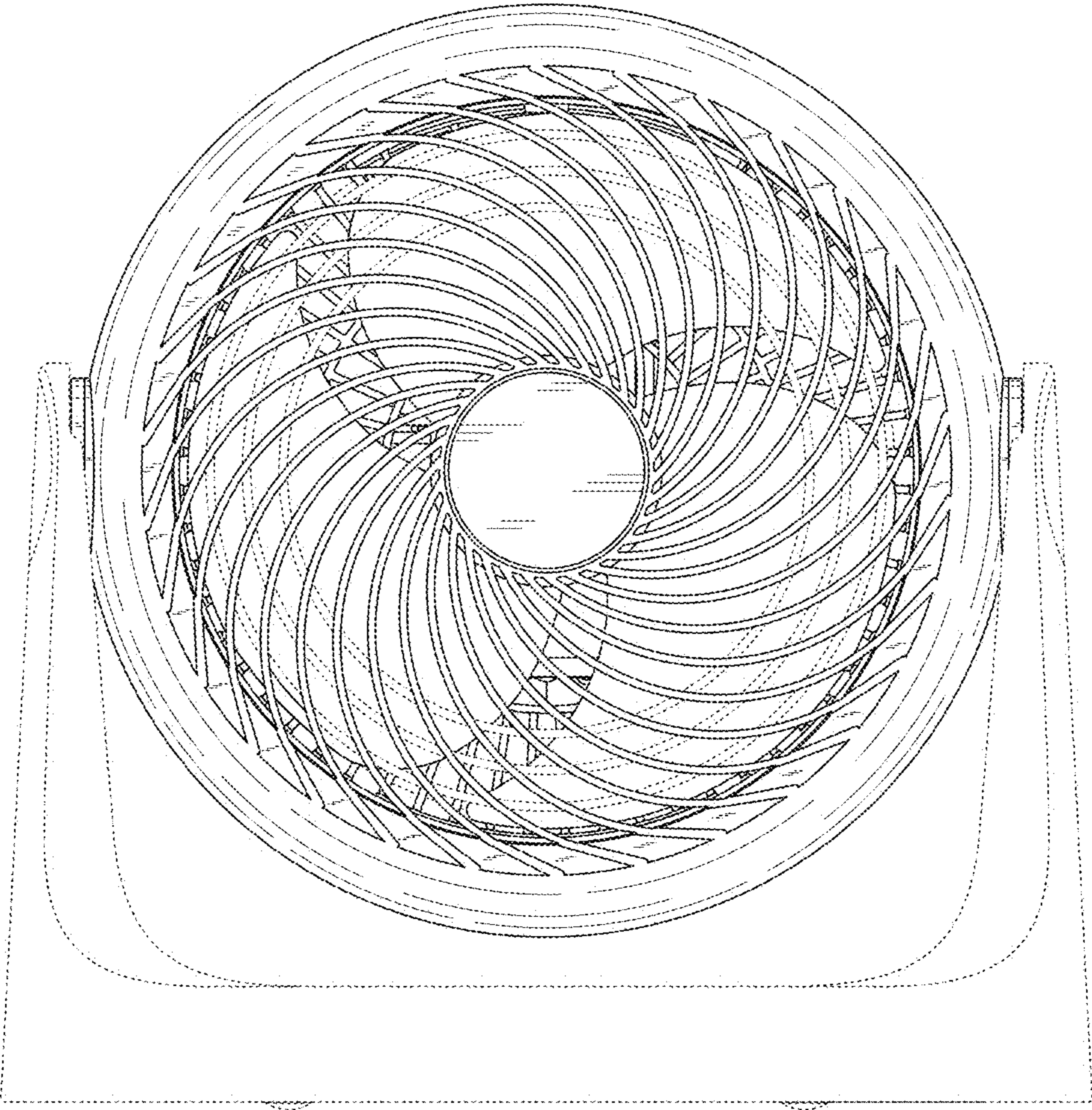


FIG. 3

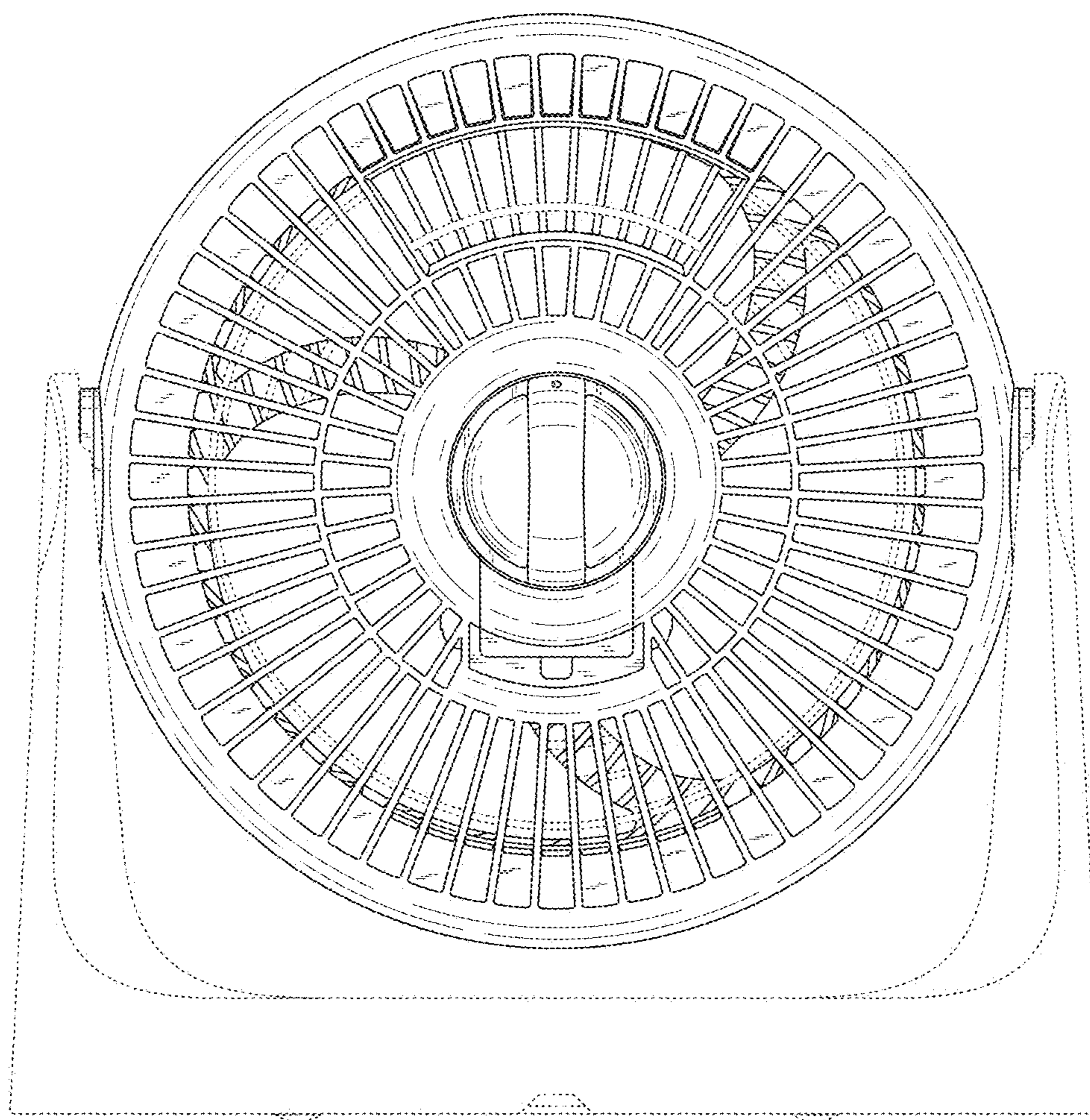




FIG. 4

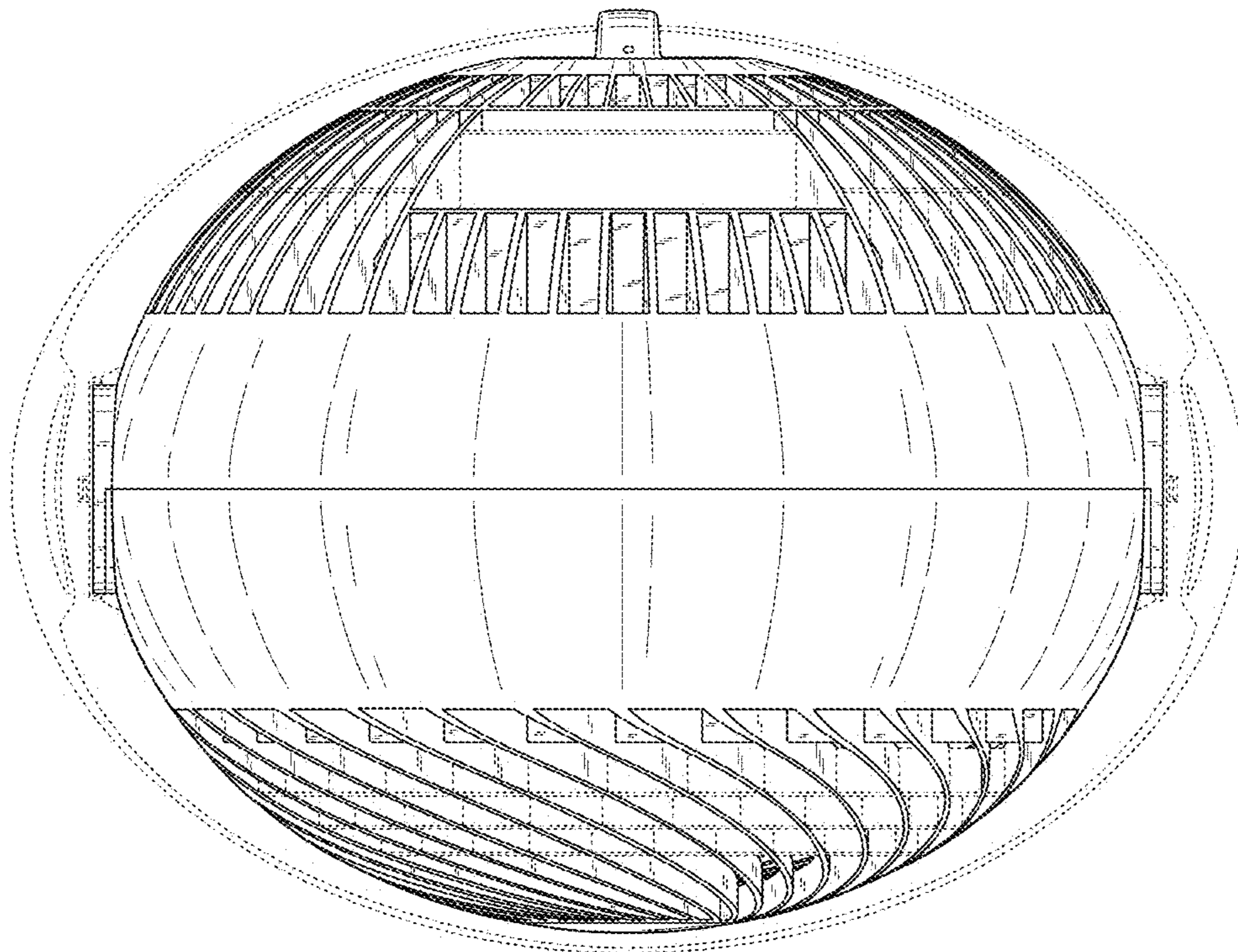


FIG. 5

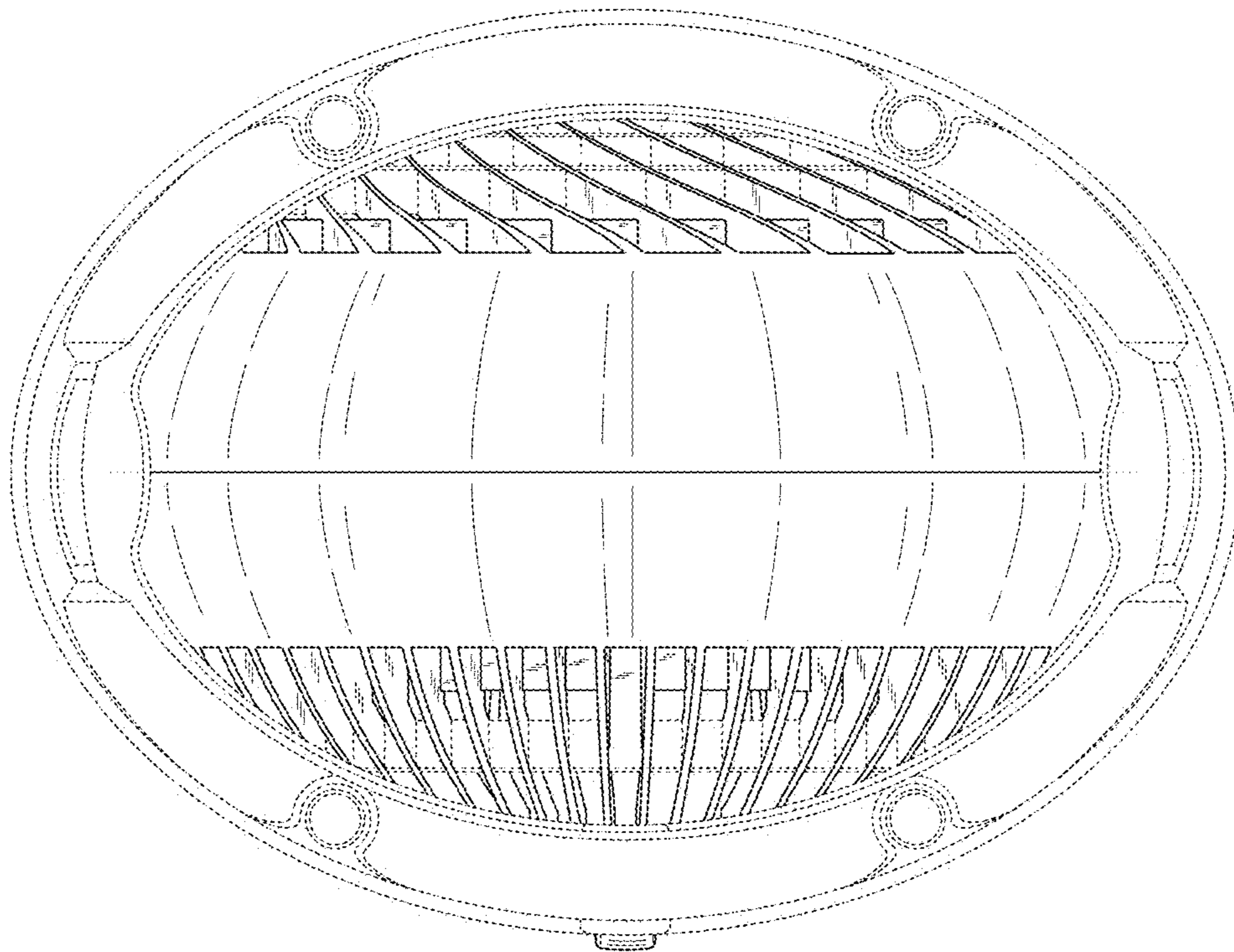


FIG.6

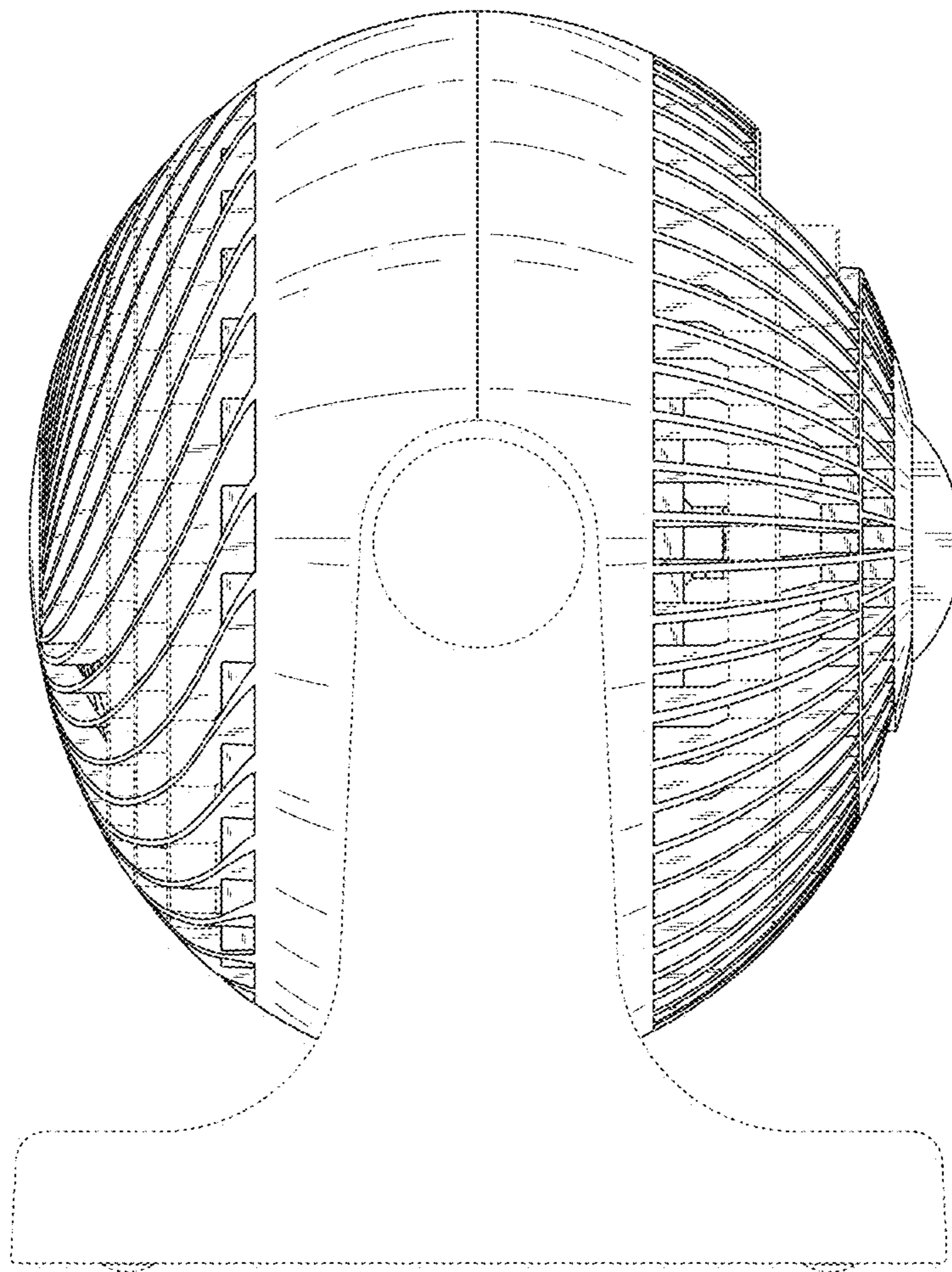




FIG.7

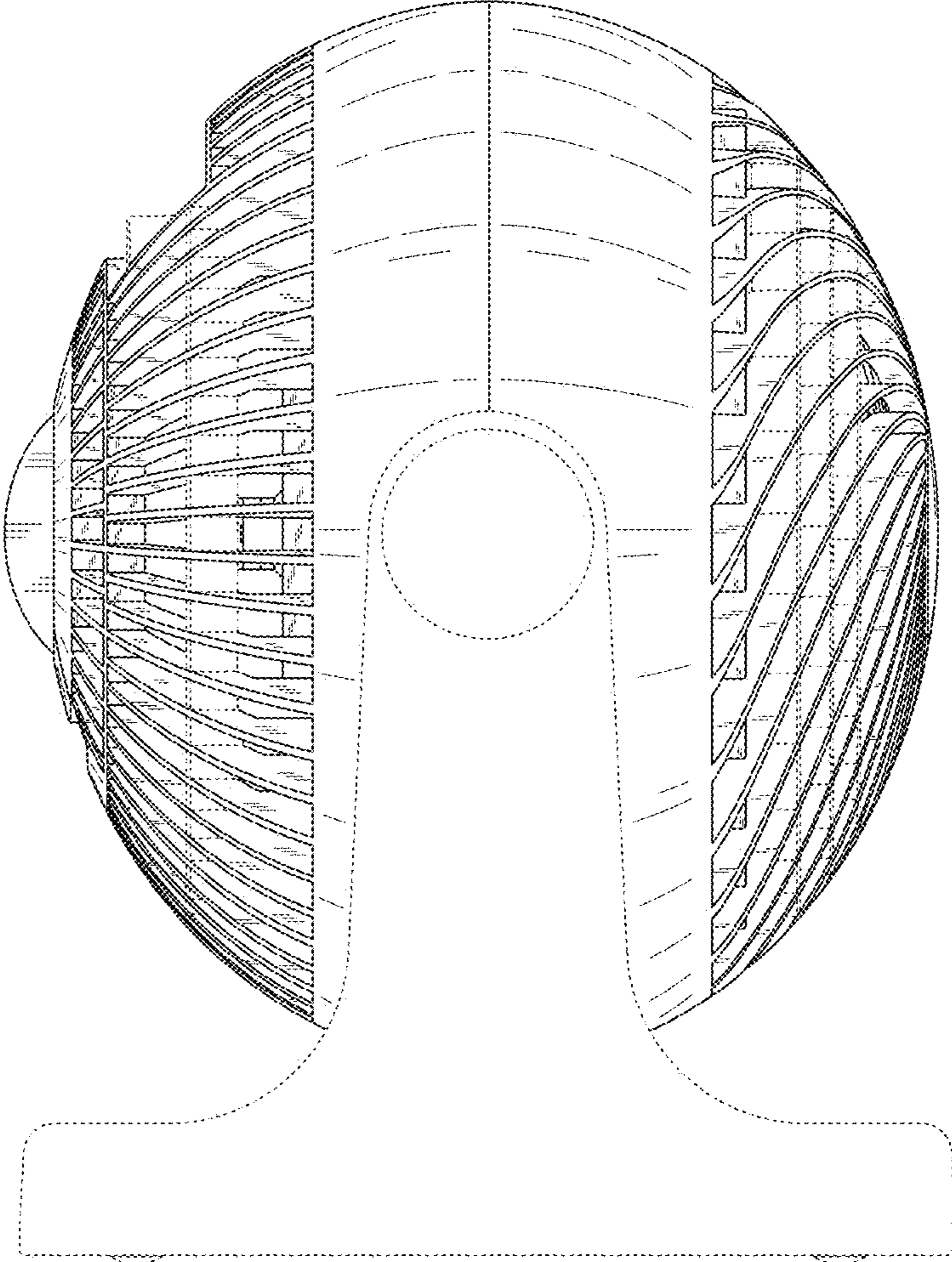




FIG. 8

