



US00D916260S

(12) **United States Design Patent**  
**Choi et al.**

(10) **Patent No.:** **US D916,260 S**

(45) **Date of Patent:** **\*\* Apr. 13, 2021**

(54) **AIR CONDITIONER**

(71) Applicant: **LG ELECTRONICS INC.**, Seoul (KR)

(72) Inventors: **Jeongguen Choi**, Seoul (KR); **Soyoung Kim**, Seoul (KR); **Seoyeon Lee**, Seoul (KR); **Keunho Ju**, Seoul (KR)

(73) Assignee: **LG Electronics Inc.**, Seoul (KR)

(\*\*) Term: **15 Years**

(21) Appl. No.: **29/719,906**

(22) Filed: **Jan. 8, 2020**

(30) **Foreign Application Priority Data**

Jul. 25, 2019 (KR) ..... 30-2019-0035849

(51) **LOC (13) Cl.** ..... **23-04**

(52) **U.S. Cl.**  
USPC ..... **D23/351**

(58) **Field of Classification Search**  
USPC ..... D23/333, 351-354, 388  
CPC .... F24F 1/00; F24F 1/0007; F24F 1/02; F24F 1/08; F24F 1/42; F24F 1/56; F24F 1/60; F24F 3/044; F24F 3/048; F24F 3/16; G05D 23/1905; G05D 23/1932; G05D 23/1902; G05D 23/1931; G05B 19/0426; G05B 19/409; G05B 15/02  
See application file for complete search history.

(56) **References Cited**

**U.S. PATENT DOCUMENTS**

D198,821 S \* 8/1964 Hoyle ..... D23/351  
D278,847 S \* 5/1985 Hoyle ..... D23/351

D547,849 S \* 7/2007 Francisquini ..... D23/351  
D602,859 S \* 10/2009 Kaiser ..... D13/101  
D616,081 S \* 5/2010 Chiu ..... D23/333  
D660,947 S \* 5/2012 Varma ..... D23/333  
D660,948 S \* 5/2012 Varma ..... D23/333  
D704,321 S \* 5/2014 Jardine ..... D23/365  
D809,639 S \* 2/2018 Chiasson ..... D23/351  
D837,735 S \* 1/2019 Marcille ..... D13/112  
D840,444 S \* 2/2019 Kim ..... D15/86  
D841,790 S \* 2/2019 Fritz ..... D23/318  
D847,313 S \* 4/2019 Shen ..... D23/333  
D847,314 S \* 4/2019 Chiasson ..... D23/351  
D849,898 S \* 5/2019 Fritz ..... D23/318  
D865,147 S \* 10/2019 Huang ..... D23/355  
D893,006 S \* 8/2020 Quigley ..... D23/351

\* cited by examiner

*Primary Examiner* — Natasha Vujcic

(74) *Attorney, Agent, or Firm* — Birch, Stewart, Kolasch & Birch, LLP

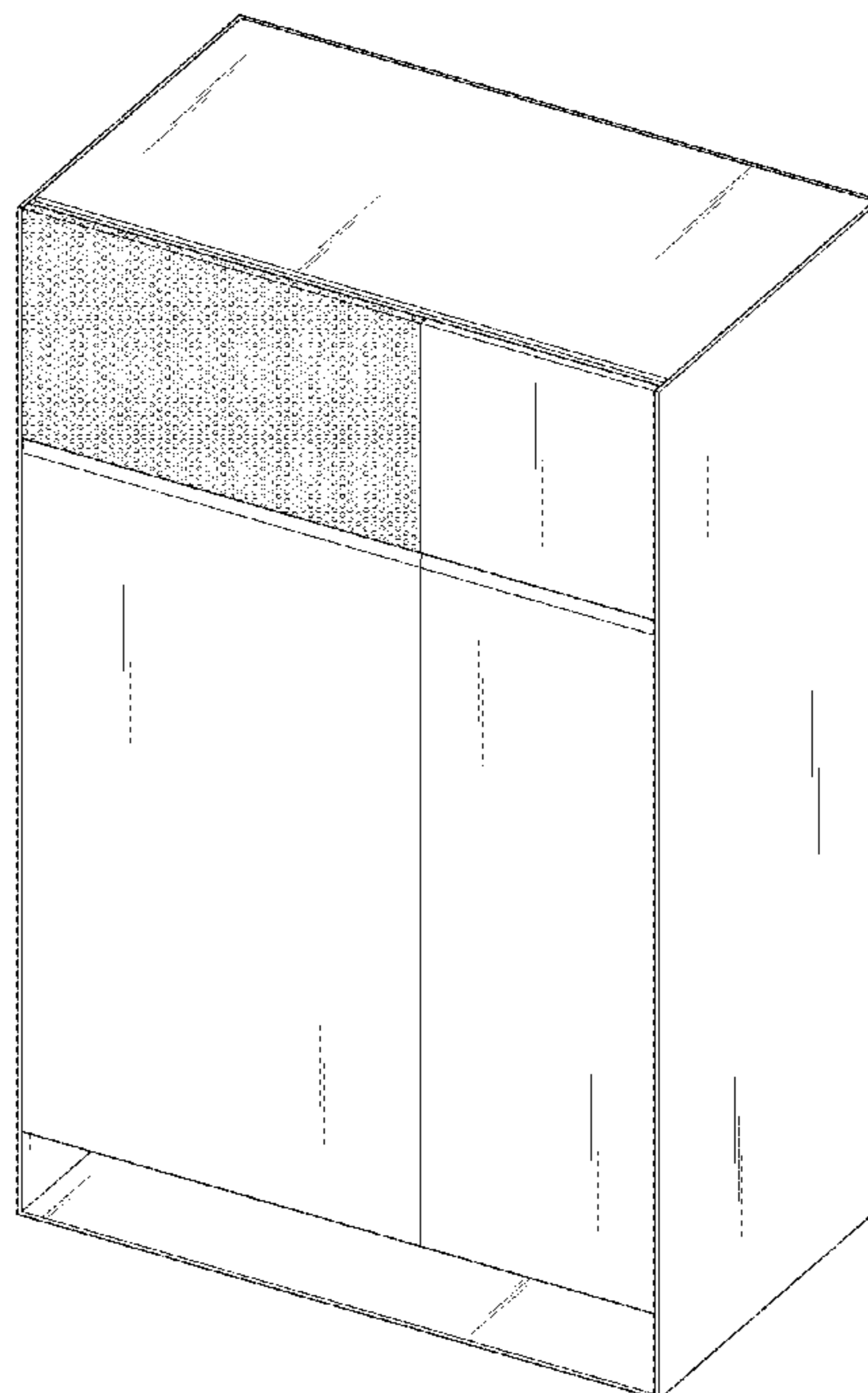
(57) **CLAIM**

We claim the ornamental design for an air conditioner, as shown and described.

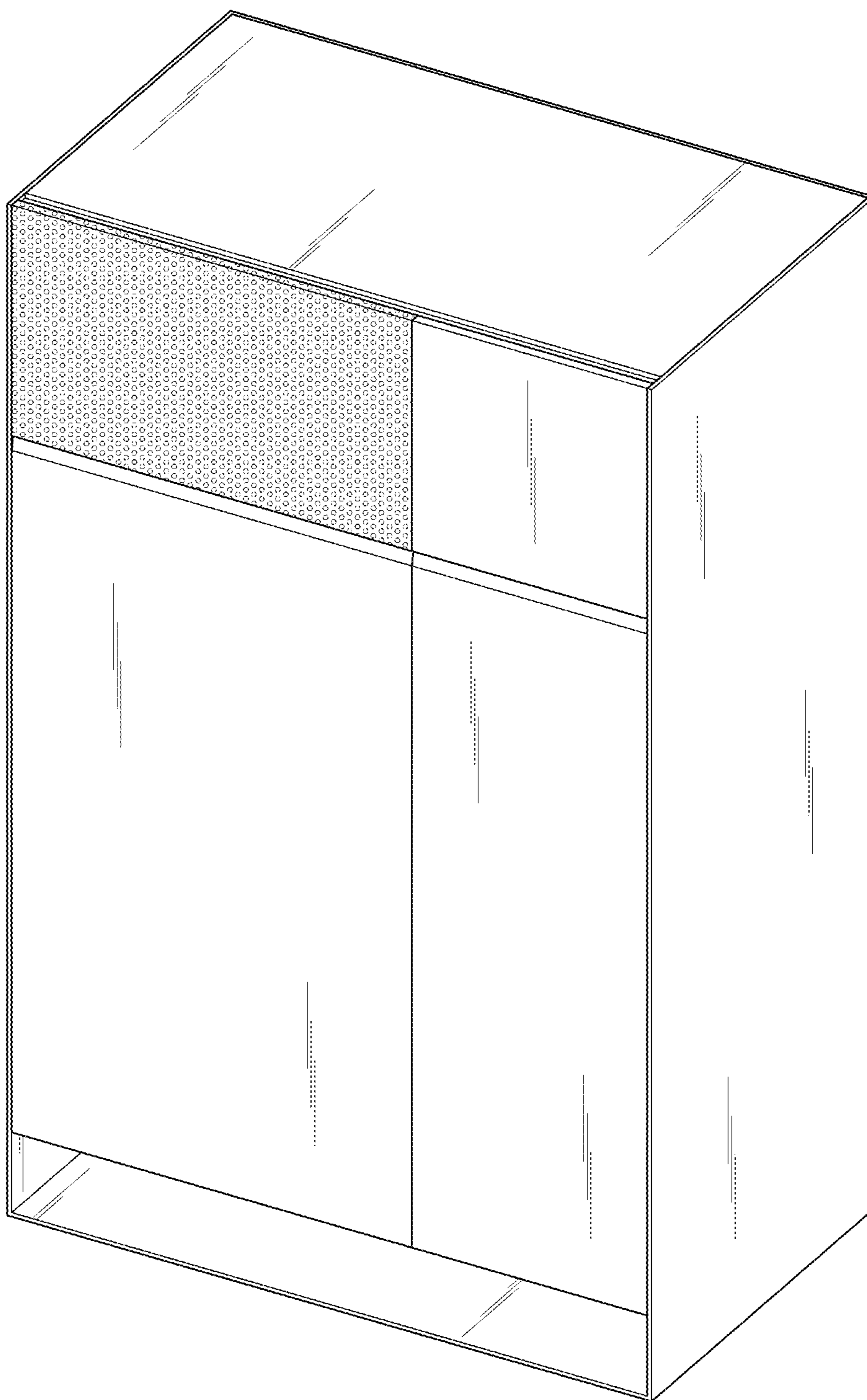
**DESCRIPTION**

FIG. 1 is a perspective view of an air conditioner showing the new design;  
FIG. 2 is a front elevation view thereof;  
FIG. 3 is a rear elevation view thereof;  
FIG. 4 is a left-side elevation view thereof;  
FIG. 5 is a right-side elevation view thereof;  
FIG. 6 is a top plan view thereof; and,  
FIG. 7 is a bottom plan view thereof.

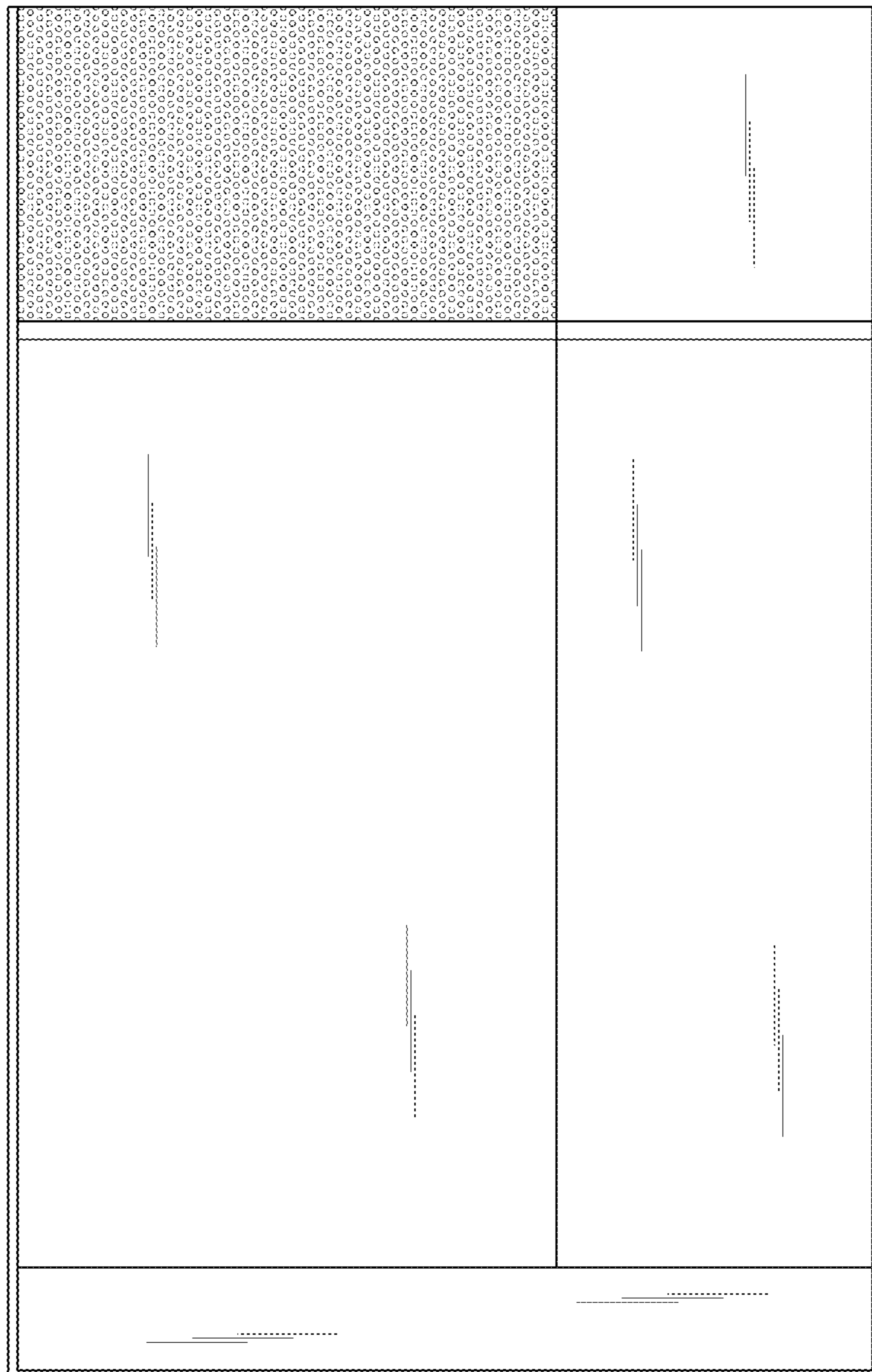
**1 Claim, 7 Drawing Sheets**




*FIG. 1*




*FIG. 2*




*FIG. 3*



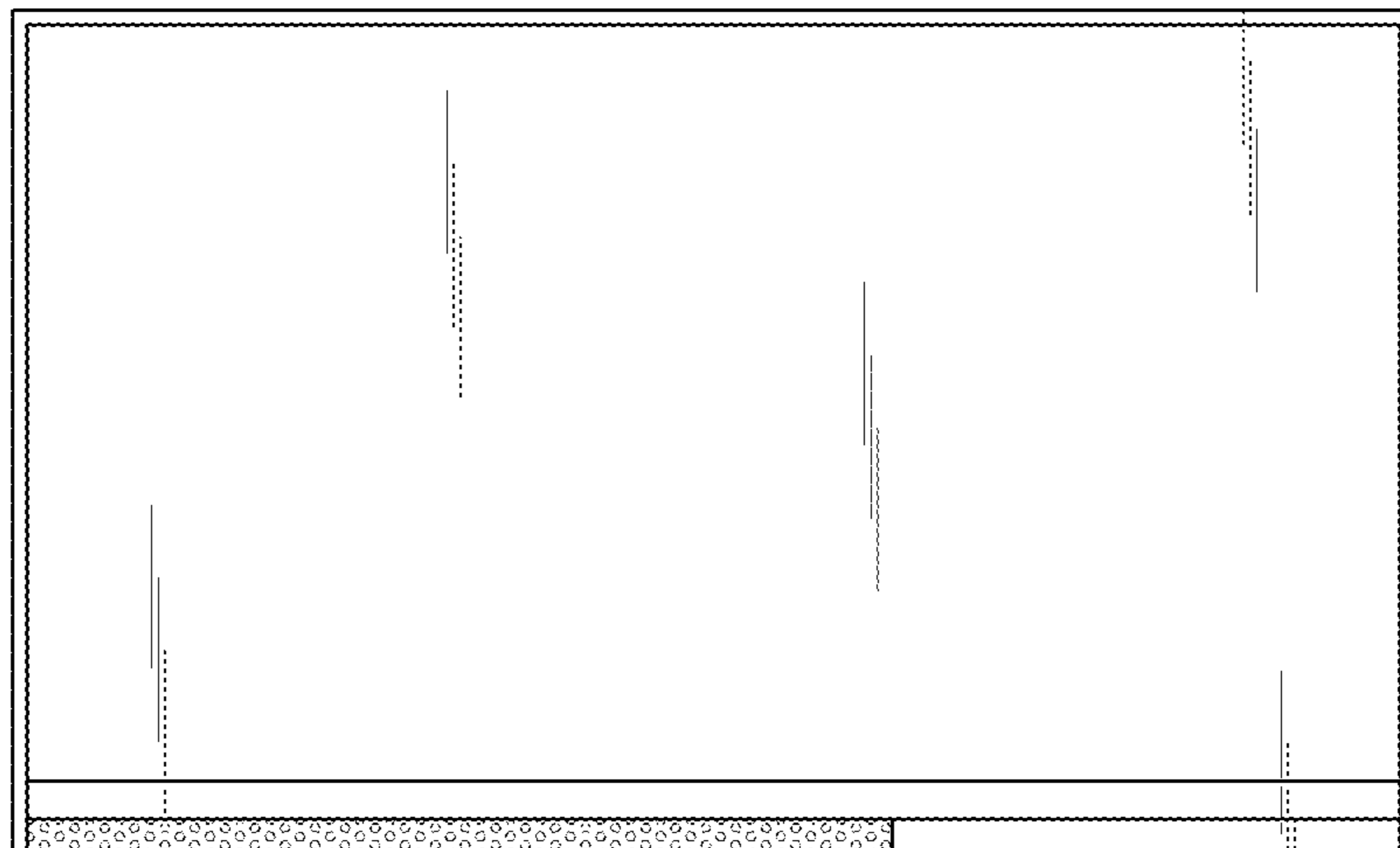
*FIG. 4*



*FIG. 5*



*FIG. 6*



*FIG. 7*

