



US00D916257S

(12) **United States Design Patent** (10) **Patent No.:** **US D916,257 S**  
**Oohigashi et al.** (45) **Date of Patent:** **\*\* Apr. 13, 2021**

(54) **HEAT EXCHANGER FOR WATER HEATER**

(71) Applicant: **NORITZ CORPORATION**, Hyogo (JP)

(72) Inventors: **Takeshi Oohigashi**, Hyogo (JP);  
**Masaki Kondo**, Hyogo (JP); **Norihide Wada**, Hyogo (JP)

(73) Assignee: **NORITZ CORPORATION**, Hyogo (JP)

(\*\*) Term: **15 Years**

(21) Appl. No.: **29/702,759**

(22) Filed: **Aug. 22, 2019**

(51) **LOC (13) Cl.** ..... **23-03**

(52) **U.S. Cl.**  
USPC ..... **D23/323**

(58) **Field of Classification Search**  
USPC ..... D23/314, 318, 319, 320, 321, 322, 323  
CPC ..... F23D 14/586; F24H 1/145; F24H 8/006;  
F24H 1/40; F24H 8/00; F24H 1/41; F24H  
1/445; F23L 17/005; F23J 15/06; F28D  
1/05316; F28F 1/325

See application file for complete search history.

(56) **References Cited**

**U.S. PATENT DOCUMENTS**

- D831,805 S \* 10/2018 Chiang ..... D23/329
- D832,413 S \* 10/2018 Chiang ..... D23/329
- 2011/0017433 A1 \* 1/2011 Feberwee ..... F24H 8/00  
165/157
- 2014/0190425 A1 \* 7/2014 Oohigashi ..... F28F 1/325  
122/18.4
- 2015/0176861 A1 \* 6/2015 Karaki ..... F24H 1/43  
122/18.4
- 2017/0059205 A1 \* 3/2017 Kim ..... F24H 8/00
- 2017/0299274 A1 \* 10/2017 Cho ..... F28D 9/0093
- 2017/0321970 A1 \* 11/2017 Choi ..... F28F 9/0131
- 2017/0350618 A1 \* 12/2017 Ojiro ..... F24H 1/145

- 2018/0087805 A1 \* 3/2018 Ooshita ..... F28F 9/00
- 2018/0306529 A1 \* 10/2018 Kasamatsu ..... F28D 1/0477
- 2019/0186784 A1 \* 6/2019 Ono ..... F24H 9/02

(Continued)

**FOREIGN PATENT DOCUMENTS**

- EP 2420756 A1 \* 2/2012 ..... F24H 8/006
- JP 60144556 A \* 7/1985 ..... F24H 1/145
- JP 2017211115 A \* 11/2017 ..... B01F 5/0617

**OTHER PUBLICATIONS**

Document with design patents from Orbit. KR-300863123.0000 Sensible heat exchanger Nov. 22, 2019 KR-300859556.0000 Latent heat exchangers Jun. 20, 2016 KR-300849333.0000 Heat exchanger for boilers Apr. 14, 2016, KR300779296.0000 Heat exchanger for boilers Jan. 9, 2015 (Year: 2015).\*

*Primary Examiner* — Ania Aman

(74) *Attorney, Agent, or Firm* — JCIPRNET

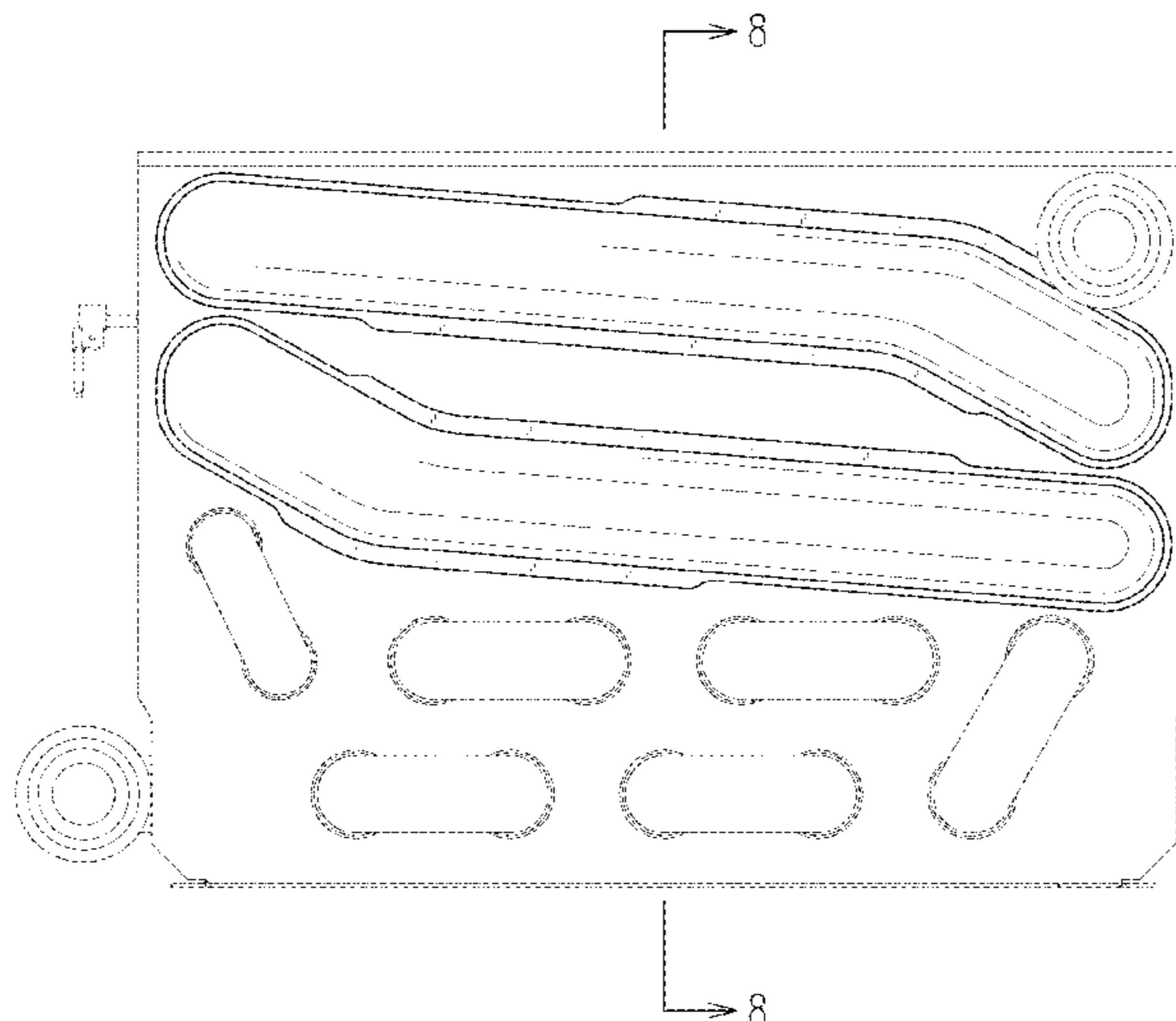
(57) **CLAIM**

The ornamental design for a heat exchanger for water heater, as shown and described.

**DESCRIPTION**

FIG. 1 is a front view of a heat exchanger for water heater showing our new design;  
FIG. 2 is a rear view thereof;  
FIG. 3 is a left side view thereof;  
FIG. 4 is a right side view thereof;  
FIG. 5 is a top view thereof;  
FIG. 6 is a bottom view thereof;  
FIG. 7 is a cross-sectional view taken along line 7-7 in FIG. 1 with the internal parts omitted; and,  
FIG. 8 is a cross-sectional view taken along line 8-8 in FIG. 4 with the internal parts omitted.  
The broken lines shown in the drawings represent portions of the heat exchanger for water heater that form no part of the claimed design.

**1 Claim, 8 Drawing Sheets**



(56)

**References Cited**

U.S. PATENT DOCUMENTS

2019/0186785 A1\* 6/2019 Ono ..... F23D 14/02  
2019/0195563 A1\* 6/2019 Ohigashi ..... F24H 1/30

\* cited by examiner




FIG. 1




FIG. 2

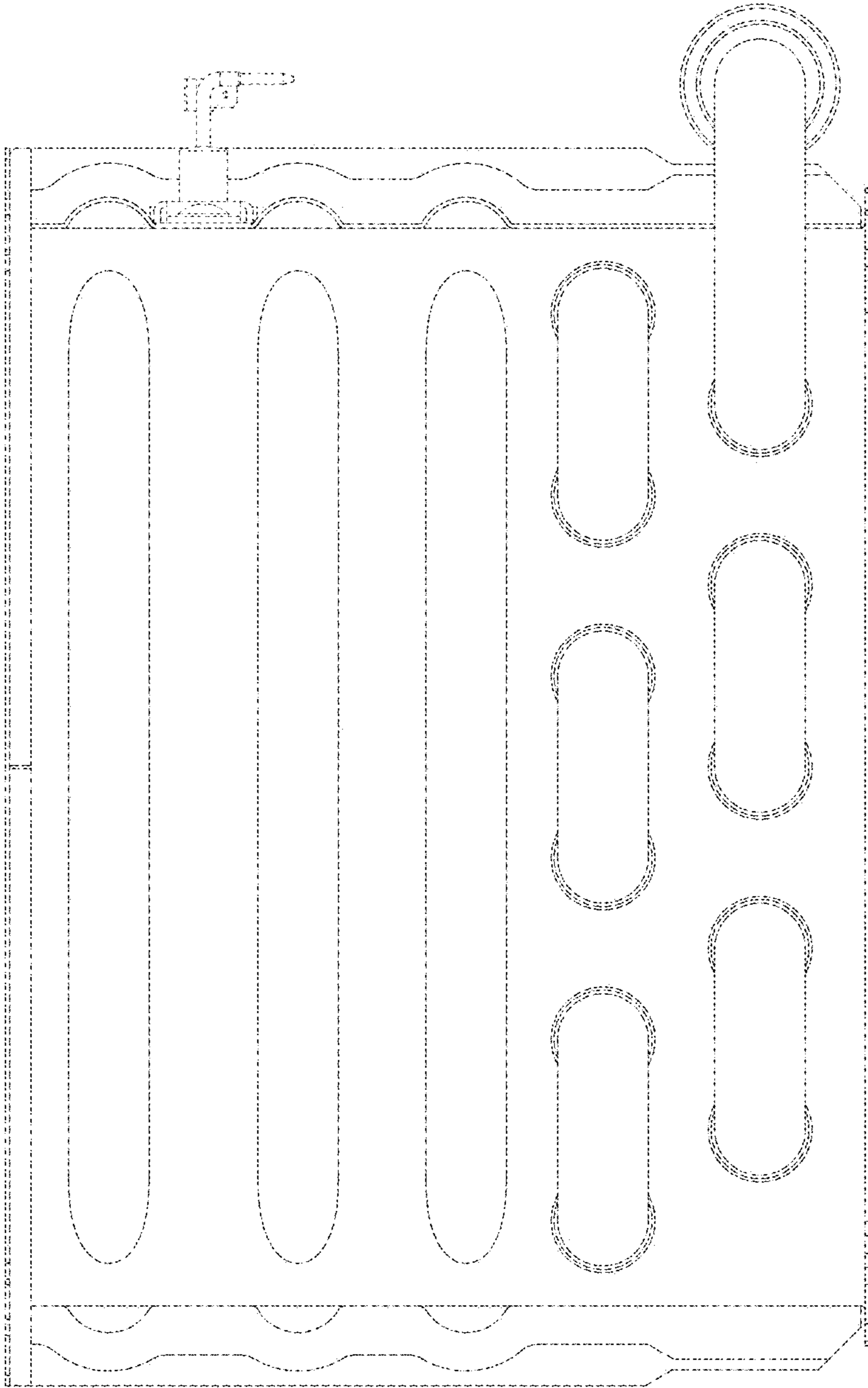


FIG. 3

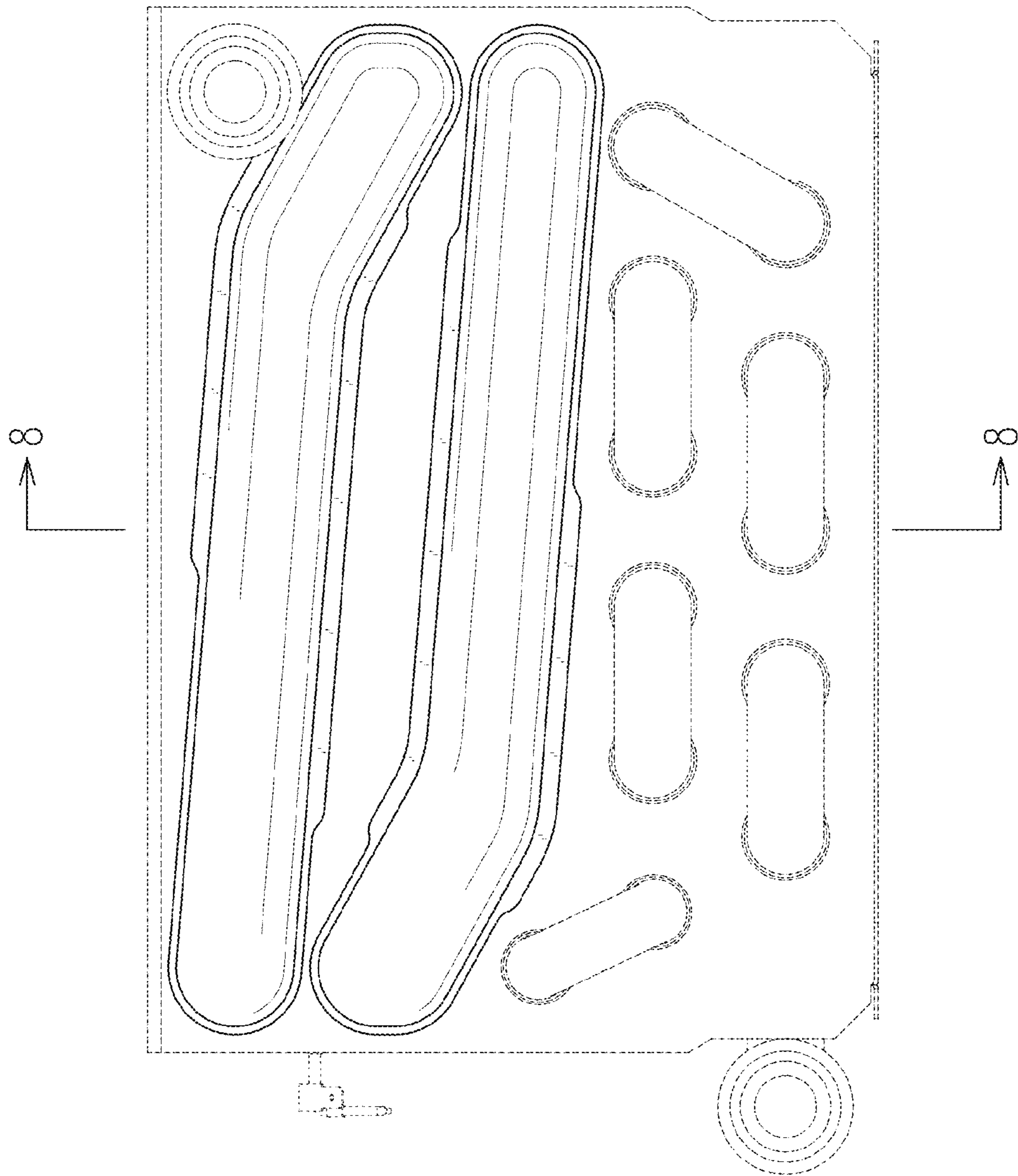


FIG. 4


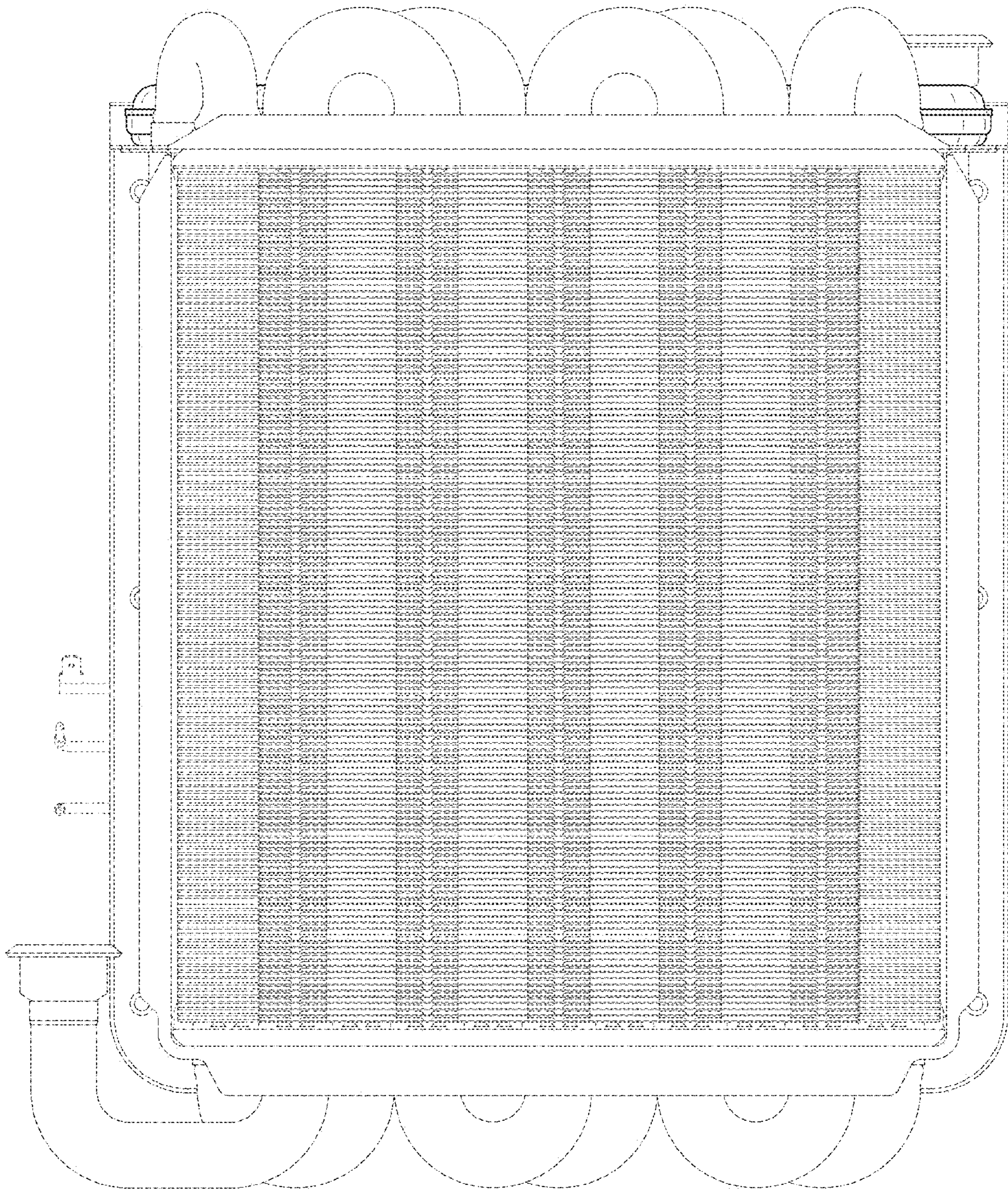


FIG. 5

FIG. 6








FIG. 7



FIG. 8