



US00D916256S

(12) **United States Design Patent** (10) **Patent No.:** **US D916,256 S**
Yin (45) **Date of Patent:** **** Apr. 13, 2021**

- (54) **SHOWER DOOR**
- (71) Applicant: **Zanwen Yin**, Zhuzhou (CN)
- (72) Inventor: **Zanwen Yin**, Zhuzhou (CN)
- (**) Term: **15 Years**
- (21) Appl. No.: **29/759,350**
- (22) Filed: **Nov. 22, 2020**
- (51) **LOC (13) Cl.** **23-02**
- (52) **U.S. Cl.**
USPC **D23/305**
- (58) **Field of Classification Search**
USPC D23/305, 283; D8/316; D25/48.3
CPC A47K 3/28
See application file for complete search history.

- (56) **References Cited**
U.S. PATENT DOCUMENTS
- | | | | | |
|-----------|------|---------|---------------------|------------------------|
| 3,359,573 | A * | 12/1967 | Casebolt | E06B 3/4681
4/607 |
| D437,943 | S | 2/2001 | Velidedeoglu et al. | |
| 6,336,247 | B1 * | 1/2002 | Schnoor | E05D 15/0634
16/105 |
| 7,174,944 | B1 * | 2/2007 | Clark | E05D 15/063
160/197 |
| D889,243 | S * | 7/2020 | Eads | D8/316 |
| D893,755 | S | 8/2020 | Ege et al. | |

- | | | | | |
|--------------|------|--------|----------------|-----------------------|
| 2006/0207184 | A1 * | 9/2006 | Whitaker | E05D 15/063
49/409 |
| 2011/0072613 | A1 * | 3/2011 | Hays | E05F 1/16
16/91 |
| 2014/0259364 | A1 * | 9/2014 | Aykens | A47K 3/34
4/607 |
| 2016/0206157 | A1 * | 7/2016 | Ball | A47K 3/34 |
| 2017/0065133 | A1 * | 3/2017 | Whitaker | E05D 15/0656 |
| 2017/0226786 | A1 * | 8/2017 | Mayer | A47K 3/006 |
| 2019/0038084 | A1 * | 2/2019 | Abrams | E05D 5/0246 |

* cited by examiner

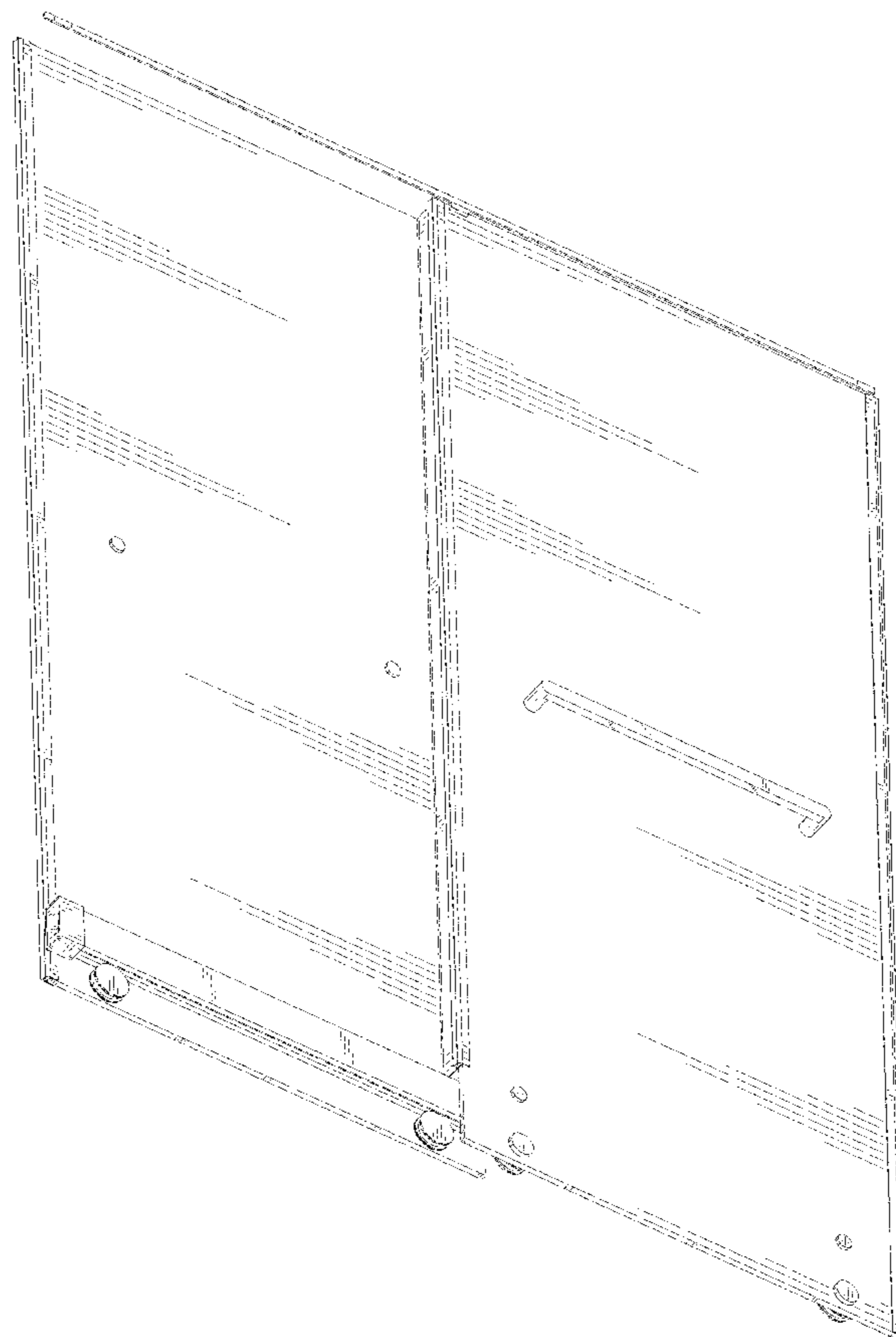
Primary Examiner — Robert A Delehanty

(57) **CLAIM**
 The ornamental design for a shower door, as shown and described.

DESCRIPTION

FIG. 1 is a perspective view of a shower door showing my new design;
 FIG. 2 is another perspective view thereof;
 FIG. 3 is a front elevational view thereof;
 FIG. 4 is a rear elevational view thereof;
 FIG. 5 is a left side elevational view thereof;
 FIG. 6 is a right side elevational view thereof;
 FIG. 7 is a top plan view thereof;
 FIG. 8 is a bottom plan view thereof; and,
 FIG. 9 is an enlarged view of portion 9 shown in FIG. 2.
 The broken lines in the drawings depict portions of the shower door that form no part of the claimed design.

1 Claim, 9 Drawing Sheets






FIG. 1




FIG. 2




FIG. 3




FIG. 4

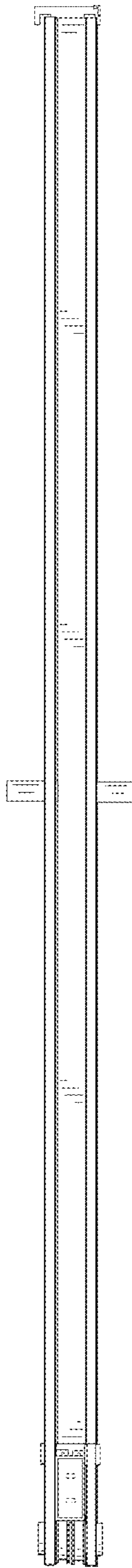


FIG. 5

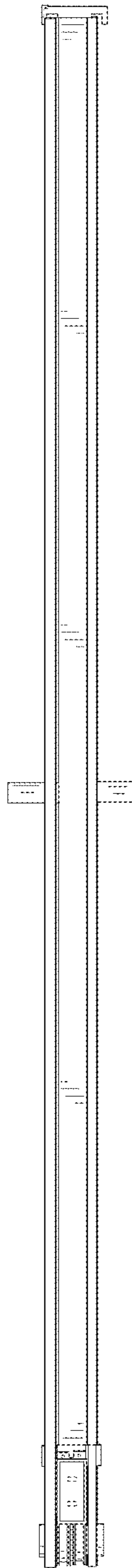


FIG. 6

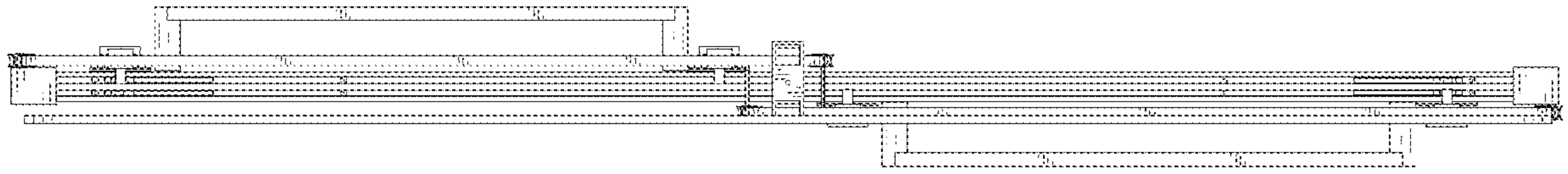


FIG. 7

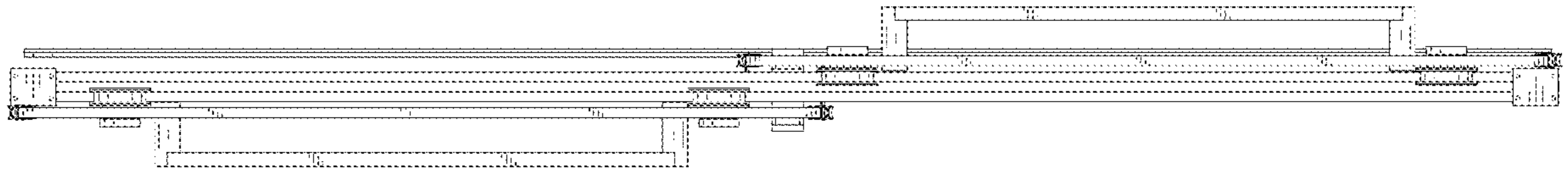


FIG. 8

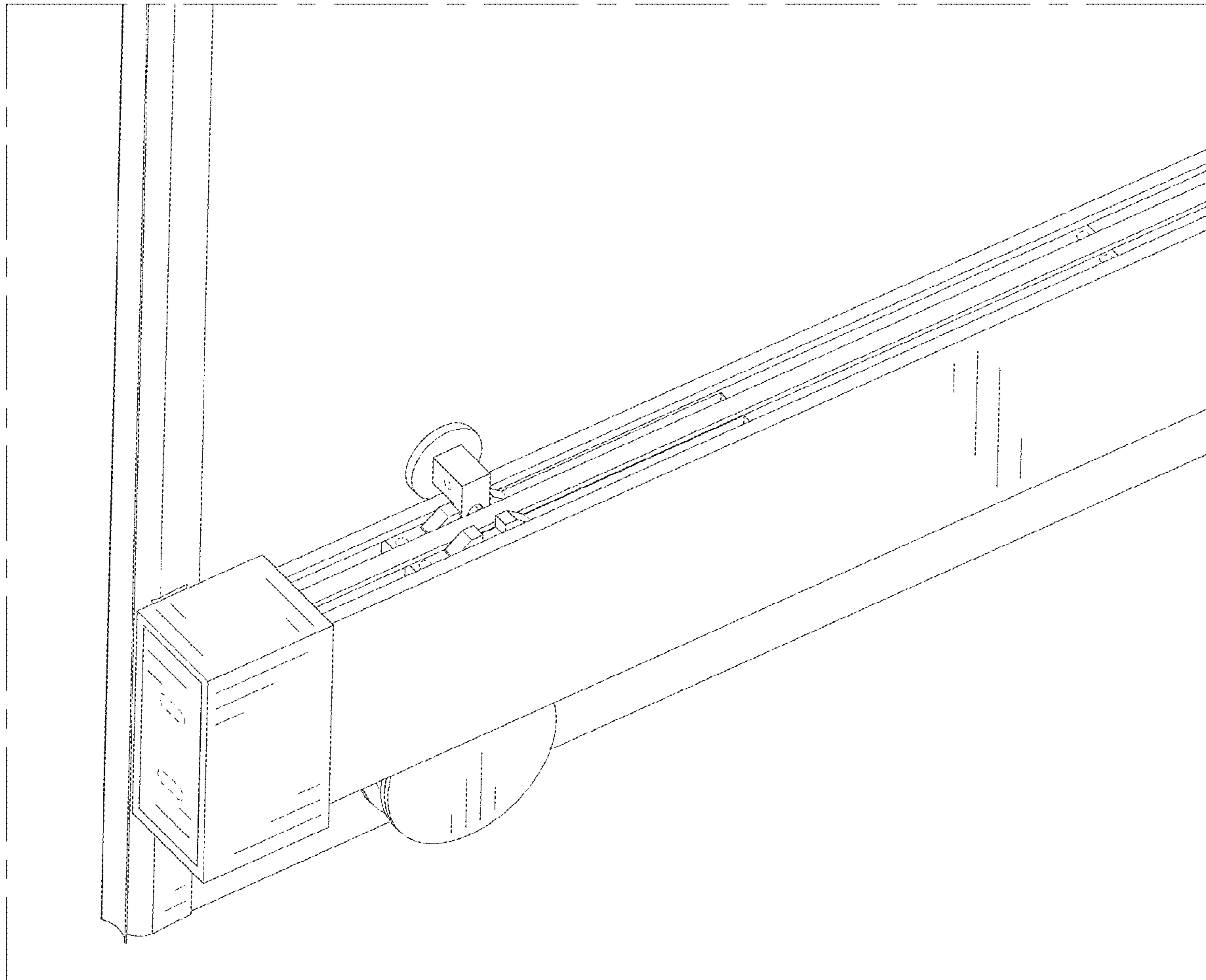


FIG. 9