



US00D916217S

(12) **United States Design Patent** (10) **Patent No.:** **US D916,217 S**
Melgoza (45) **Date of Patent:** **** Apr. 13, 2021**

(54) **ACTIVE PLATFORM**

(71) Applicant: **Casper Boards, Inc.**, Los Angeles, CA
(US)

(72) Inventor: **Martin Melgoza**, Los Angeles, CA
(US)

(**) Term: **15 Years**

(21) Appl. No.: **29/727,171**

(22) Filed: **Mar. 9, 2020**

D659,776 S *	5/2012	Zydiak	D21/688
D660,928 S *	5/2012	Guarrasi	D21/686
D680,599 S *	4/2013	Orenstein	D21/671
D695,367 S *	12/2013	Lovegrove	D21/671
D717,381 S *	11/2014	Orenstein	D21/671
D739,481 S *	9/2015	Glickfield	D21/671
D740,381 S *	10/2015	Heath	D21/688
D741,963 S *	10/2015	Baumann	D21/688
D750,183 S *	2/2016	Heath	D21/686
D776,769 S *	1/2017	Heath	D21/688
D777,848 S *	1/2017	Bennett	D21/688
D778,377 S *	2/2017	Daniel	D21/688
D779,000 S *	2/2017	Olson	D21/686
D785,106 S *	4/2017	Panes	D21/688

(Continued)

Related U.S. Application Data

(62) Division of application No. 29/670,121, filed on Nov. 14, 2018, now Pat. No. Des. 878,499.

(51) **LOC (13) Cl.** **21-02**

(52) **U.S. Cl.**
USPC **D21/688**

(58) **Field of Classification Search**
USPC D21/399, 412, 662, 671, 685, 686, 687,
D21/688, 694, 698, 798; D24/213;
D6/349, 350, 582, 583, 585, 588, 592
CPC A63B 2023/006; A63B 26/00; A63B 5/00
See application file for complete search history.

(56) **References Cited**

U.S. PATENT DOCUMENTS

D255,372 S *	6/1980	Tidmore	482/146
D330,235 S *	10/1992	Traetta	D21/671
D385,318 S *	10/1997	Videtto	D21/688
D405,135 S *	2/1999	Scott	D21/688
D493,500 S *	7/2004	Dalebout	D21/671
D519,172 S *	4/2006	Penat	D21/671
D564,604 S *	3/2008	Mikail	D21/688
D634,377 S *	3/2011	Byle	D21/686
D645,910 S *	9/2011	Foster	D21/333
D651,263 S *	12/2011	Kulzer	D21/686
D651,673 S *	1/2012	Kulzer	D21/686
D652,460 S *	1/2012	Kulzer	D21/686

OTHER PUBLICATIONS

Youtube, "Casper Boards Brand Final", Sep. 30, 2018. <https://www.youtube.com/watch?v=k8TjvHVUV8w>. Shown at the 01:26 minute mark. (Year: 2018).*

Primary Examiner — Cynthia Ramirez
Assistant Examiner — Michael A Maharajh

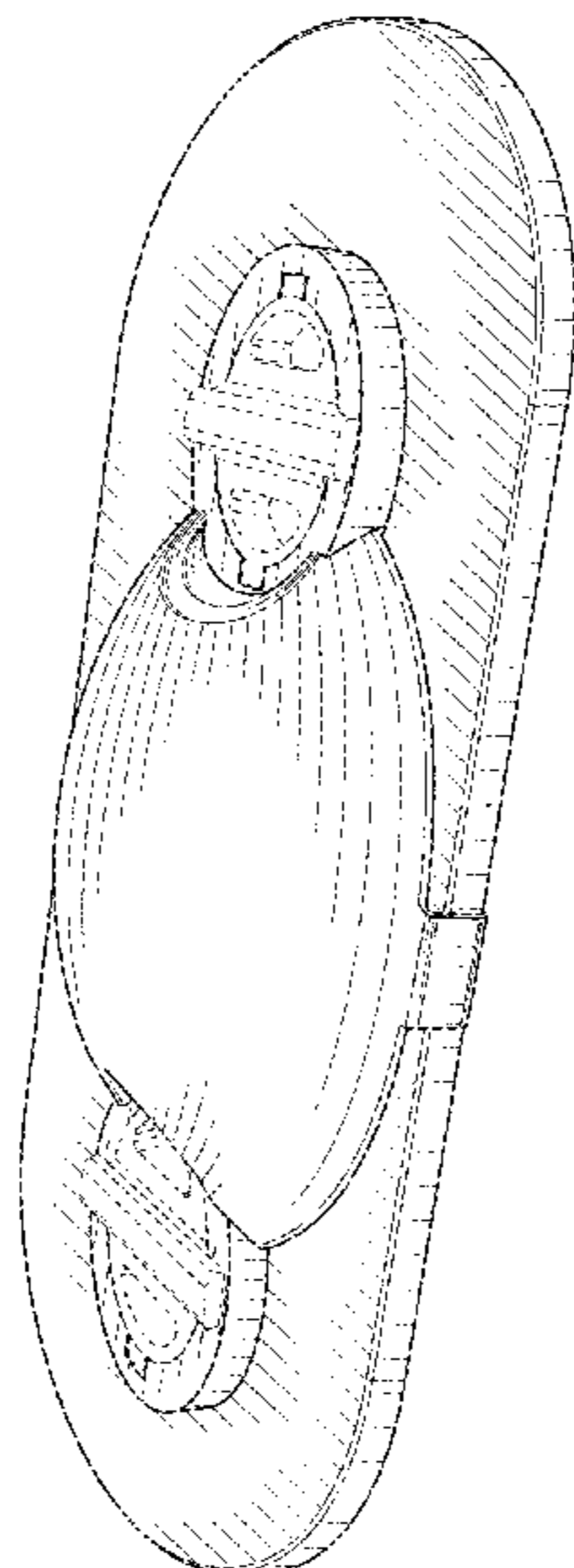
(57) **CLAIM**

The ornamental design for an active platform, as shown and described.

DESCRIPTION

FIG. 1 is a perspective view of an active platform, showing my new design;
FIG. 2 is a left elevational view thereof;
FIG. 3 is a right elevational view thereof;
FIG. 4 is a front view thereof;
FIG. 5 is a rear view thereof;
FIG. 6 is a bottom view thereof; and,
FIG. 7 is a top view thereof.
The broken lines in the drawings are for the purpose of illustrating portions of the active platform, which form no part of the claimed design to be patented.

1 Claim, 6 Drawing Sheets



(56)

References Cited

U.S. PATENT DOCUMENTS

D785,731 S *	5/2017	Stack	D21/688
D792,532 S *	7/2017	Olson	D21/686
D798,397 S *	9/2017	Bellevue	D21/686
D804,590 S *	12/2017	Hillson	D21/671
D805,590 S *	12/2017	Heath	D21/688
D806,189 S *	12/2017	Failing	D21/688
D806,190 S *	12/2017	Failing	D21/688
D822,774 S *	7/2018	Strong Crawley	D21/671
D825,696 S *	8/2018	Mercenari Uribe	D21/671
D825,697 S *	8/2018	Mercenari Uribe	D21/687
10,159,372 B2 *	12/2018	Heath	A63B 22/18
D849,856 S *	5/2019	Publicover	D21/688
D890,868 S *	7/2020	Zhao	D21/686

* cited by examiner

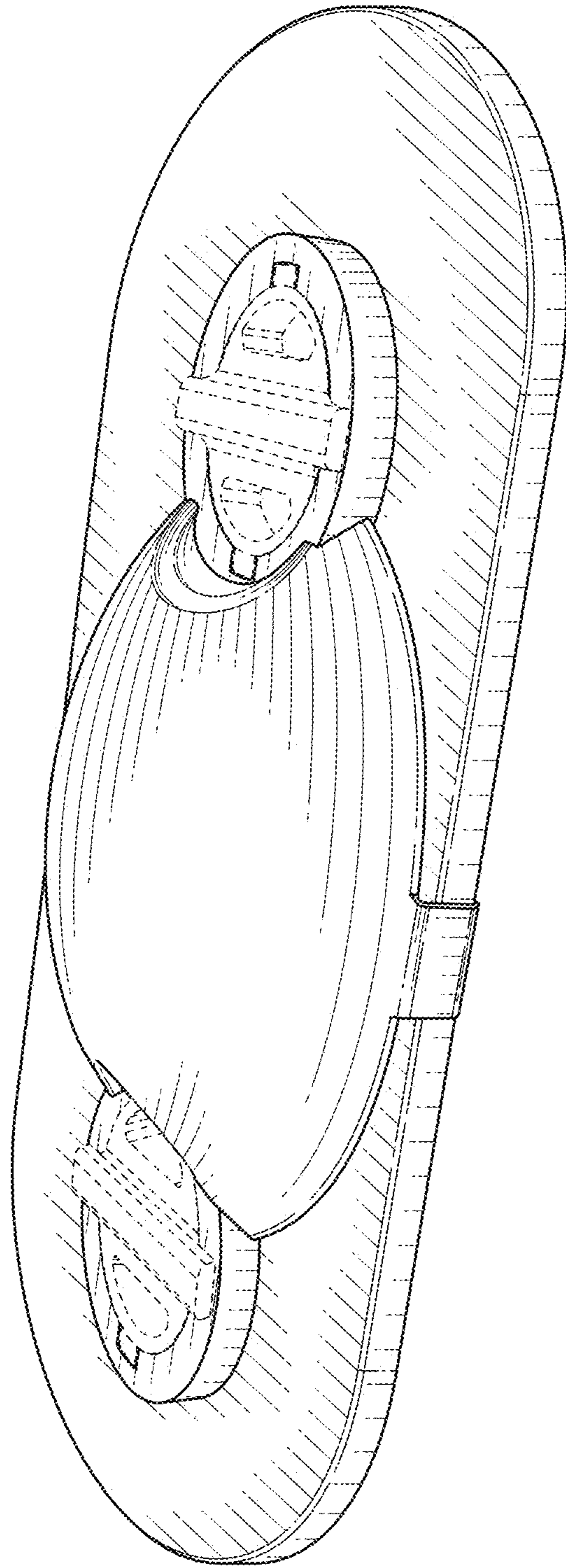


FIG. 1

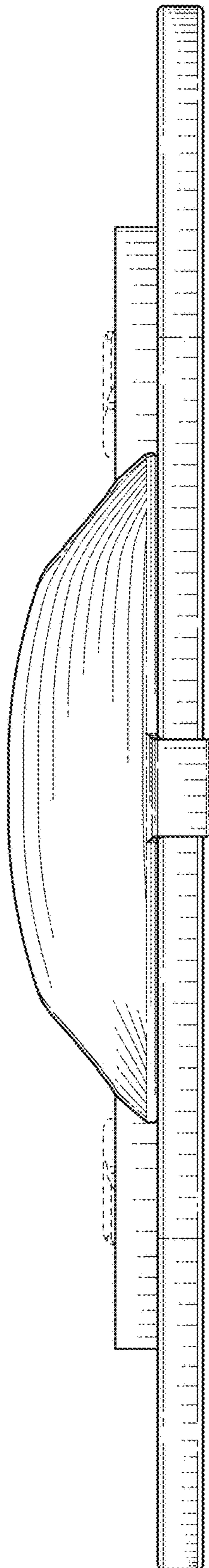


FIG. 2

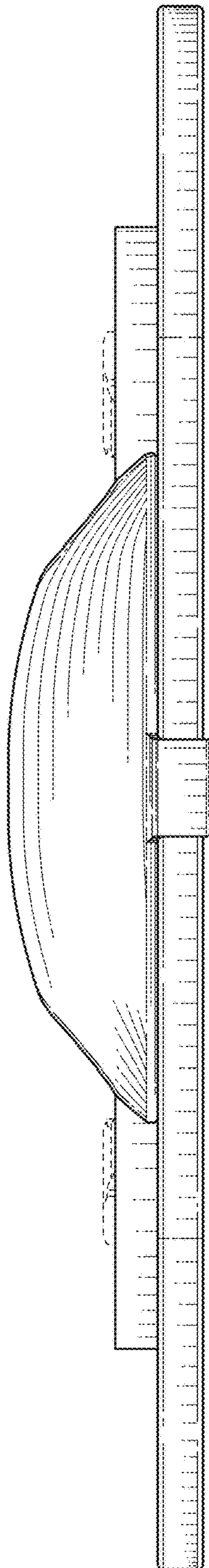


FIG. 3

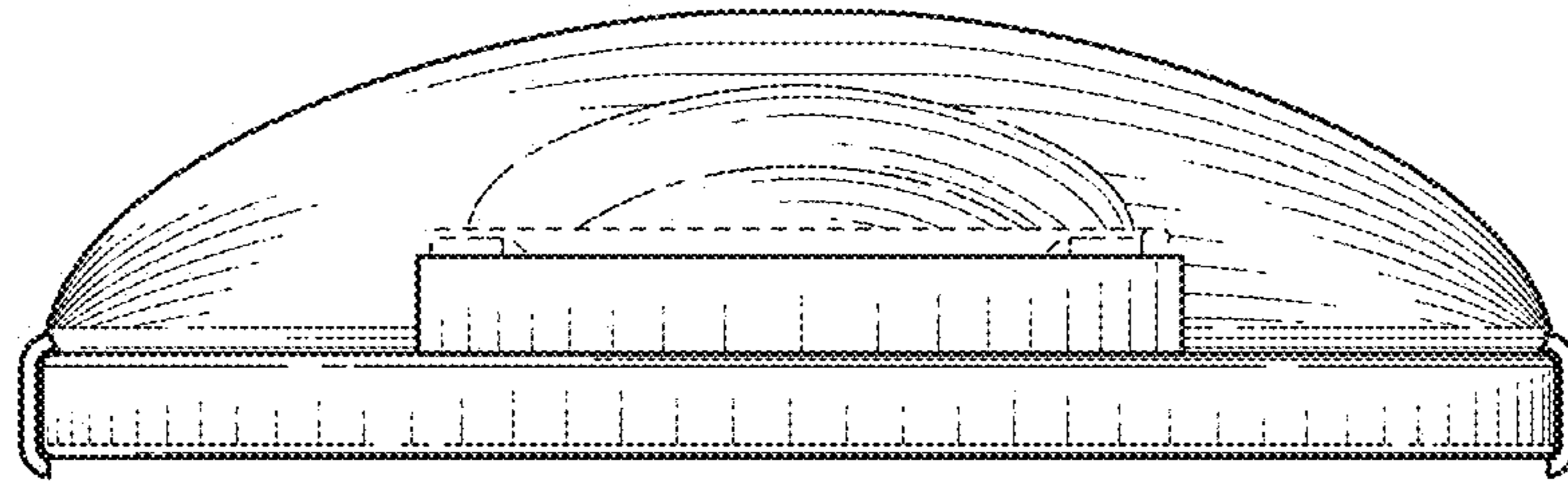


FIG. 4

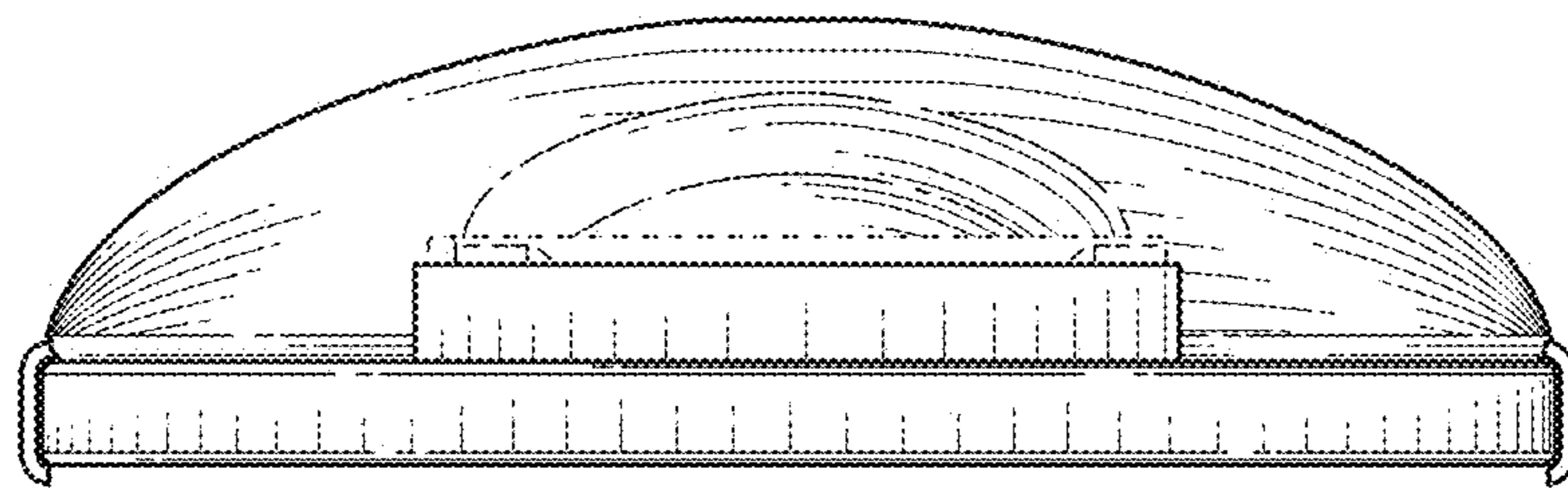


FIG. 5

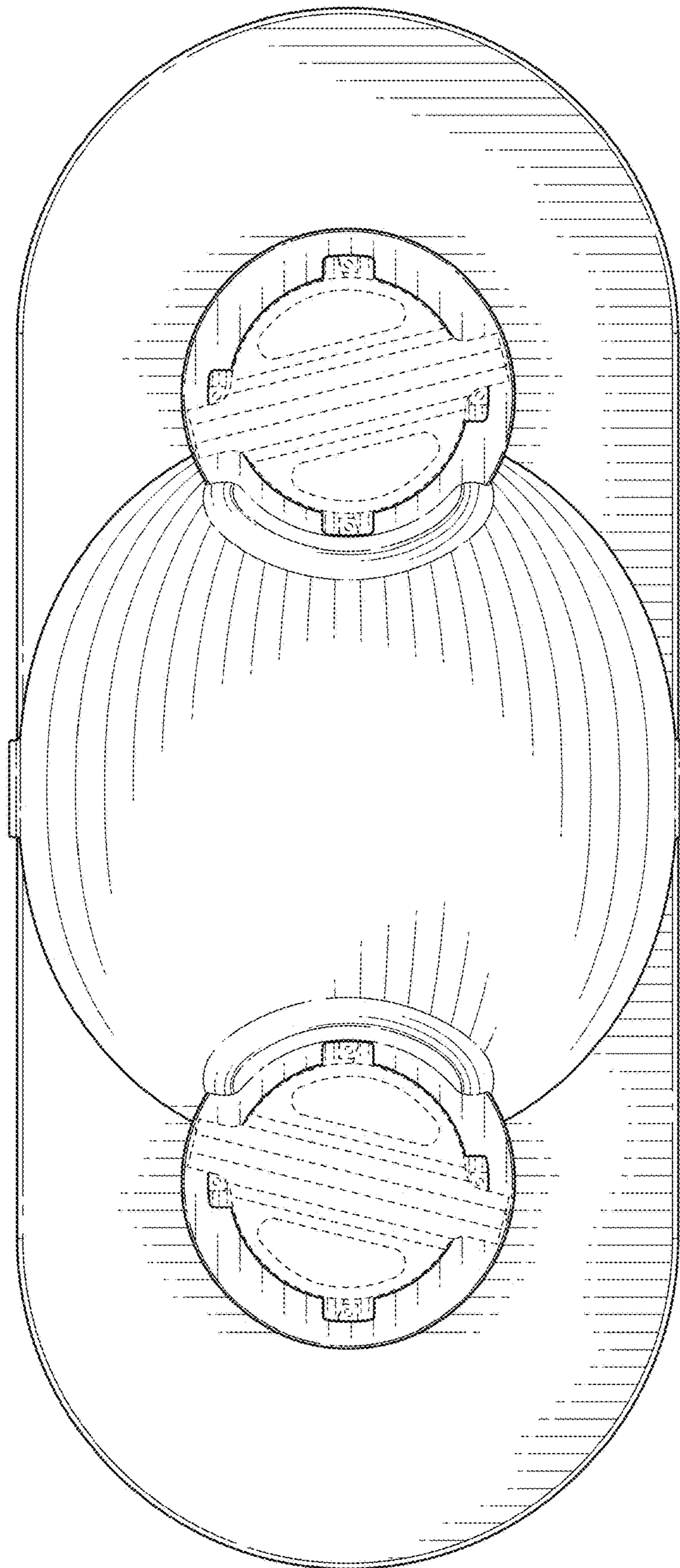


FIG. 6

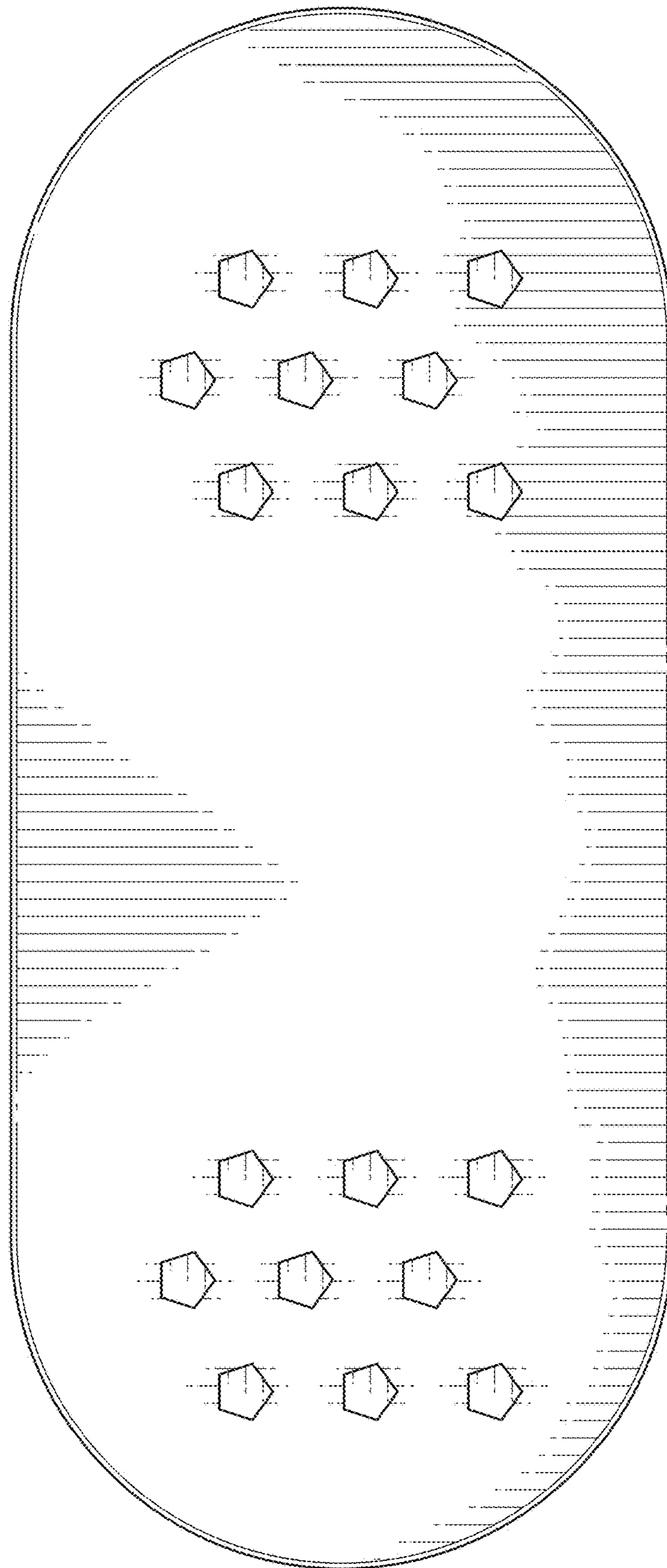


FIG. 7