



US00D916207S

(12) **United States Design Patent** (10) **Patent No.:** **US D916,207 S**
Xu (45) **Date of Patent:** **** Apr. 13, 2021**

(54) **DOLL**
(71) Applicant: **Xu Xu**, Shenzhen (CN)
(72) Inventor: **Xu Xu**, Shenzhen (CN)
(**) Term: **15 Years**
(21) Appl. No.: **29/720,981**

D496,081 S * 9/2004 Stout D21/630
D513,420 S * 1/2006 Bailey D21/625
D527,429 S * 8/2006 Bailey D21/625
D603,466 S * 11/2009 Yorke D21/621
D644,278 S * 8/2011 Consorti D21/649
D646,733 S * 10/2011 Consorti D21/659
D657,571 S * 4/2012 Mahiques D4/126
D692,966 S * 11/2013 Newton D21/649
D834,114 S * 11/2018 Nelson D21/649
D847,916 S * 5/2019 Uemoto D21/659
D891,537 S * 7/2020 Aydin D21/630

(22) Filed: **Jan. 16, 2020**
(51) **LOC (13) Cl.** **21-01**
(52) **U.S. Cl.**
USPC **D21/621**; D21/630; D21/649
(58) **Field of Classification Search**
USPC D21/621, 630, 645, 648, 649; D11/160;
D20/31, 32
See application file for complete search history.

* cited by examiner

Primary Examiner — Michael C Stout
Assistant Examiner — Melvin L Davis

(57) **CLAIM**

The ornamental design for a doll, as shown and described.

DESCRIPTION


FIG. 1 is a front elevational view of a doll showing my new design;
FIG. 2 is a rear elevational view thereof;
FIG. 3 is a left side elevational view thereof;
FIG. 4 is a right side elevational view thereof;
FIG. 5 is a top plan view thereof;
FIG. 6 is a bottom plan view thereof; and,
FIG. 7 is a front elevational view thereof in use.
The broken lines in the drawings depict portions of the doll that form no part of the claimed design.

(56) **References Cited**

U.S. PATENT DOCUMENTS

D254,921 S * 5/1980 Fritkin D21/623
D264,610 S * 5/1982 Galbreath D21/630
D402,703 S * 12/1998 Middleton D21/624
D402,715 S * 12/1998 Ford D21/623
D418,946 S * 1/2000 Byers Barrow D21/621
D456,466 S * 4/2002 Richards D21/644
D474,515 S * 5/2003 Reiher D21/631
D475,422 S * 6/2003 Dalebroux D21/648
D477,852 S * 7/2003 Richards D21/645

1 Claim, 7 Drawing Sheets



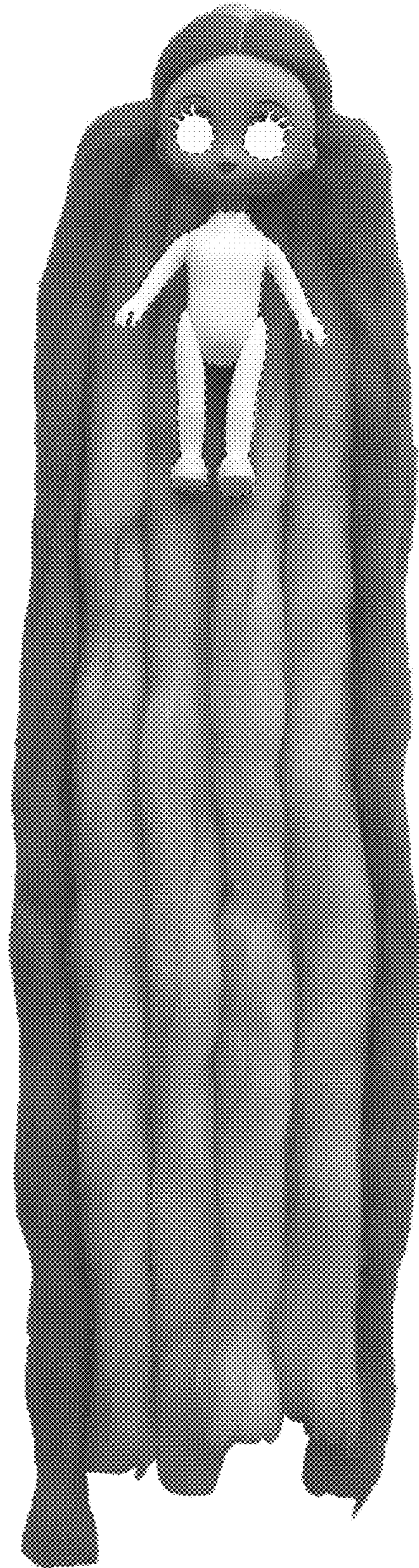


FIG. 1




FIG. 2




FIG. 3




FIG. 4




FIG. 5



FIG. 6




FIG. 7