



US00D916195S

(12) **United States Design Patent**
Starne

(10) **Patent No.:** **US D916,195 S**
(45) **Date of Patent:** **** Apr. 13, 2021**

(54) **GAME**

(71) Applicant: **Jason Starne**, Frisco, TX (US)

(72) Inventor: **Jason Starne**, Frisco, TX (US)

(**) Term: **15 Years**

(21) Appl. No.: **29/670,403**

(22) Filed: **Nov. 15, 2018**

(51) **LOC (13) Cl.** **21-01**

(52) **U.S. Cl.**
USPC **D21/309**; D21/466; D21/719

(58) **Field of Classification Search**

USPC D21/309, 398, 400, 455, 463, 465, 466,
D21/672, 698, 707-709, 713, 719, 780,
D21/789-791, 799.1, 799.2; D30/160;
473/417, 422, 423-430, 451, 458, 459,
473/462, 464, 506, 508, 575, 576, 615;
273/330, 335; 119/707, 708; 446/247,
446/486, 490
CPC A63B 43/00; A63B 43/02; A63B 43/007;
A63B 2043/001; A63B 57/08; A63B
57/10; A63B 57/20; A63B 57/203; A63B
61/02; A63B 63/00; A63B 63/003; A63B
2063/001; A63B 65/00; A63B 69/00;
A63B 69/0015; A63B 69/0073; A63B
69/0075; A63B 69/0079; A63B 69/0084;
A63B 69/0097; A63B 69/38; A63B
69/385; A63B 69/40; A63B 2069/0004;
A63B 2069/0006; A63B 2069/0008;
A63B 2069/0015; A63B 2069/008; A63B
71/00; A63B 71/023; A63B 71/028; A63B
71/03; A63B 2071/026; A63B 2102/02;
A63B 2102/18; A63B 2102/182; A63B
2102/184; A01K 15/025; A63F 9/0278;
A63F 7/382; A63F 2007/4087; A63F
2007/4093; A63H 33/18

See application file for complete search history.

(56) **References Cited**

U.S. PATENT DOCUMENTS

1,646,122 A * 10/1927 Tidwell F42B 6/00
473/508
2,032,871 A * 3/1936 Dammeyer A63B 67/00
446/490
3,082,571 A * 3/1963 Lewis A63F 7/382
446/247
3,140,871 A * 7/1964 Liquori A63B 5/22
482/81

(Continued)

FOREIGN PATENT DOCUMENTS

DE 19520661 A1 * 12/1996 A63B 69/3688
DE 102005002135 A1 * 7/2006 A63H 33/18

(Continued)

Primary Examiner — Catherine A Tuttle

(74) *Attorney, Agent, or Firm* — Braxton Perrone, PLLC;
Bobby W. Braxton; Gregory Perrone

(57) **CLAIM**

The ornamental design for a game, as shown and described.

DESCRIPTION

FIG. 1 is a perspective view showing my new design for a game with the cord element shown partially broken away for ease of illustration;

FIG. 2 is a front elevation view showing the design with the cord drawn in full and in an alternate flexure relative to FIG. 1;

FIG. 3 is a rear elevation view thereof;

FIG. 4 is a side plan view thereof;

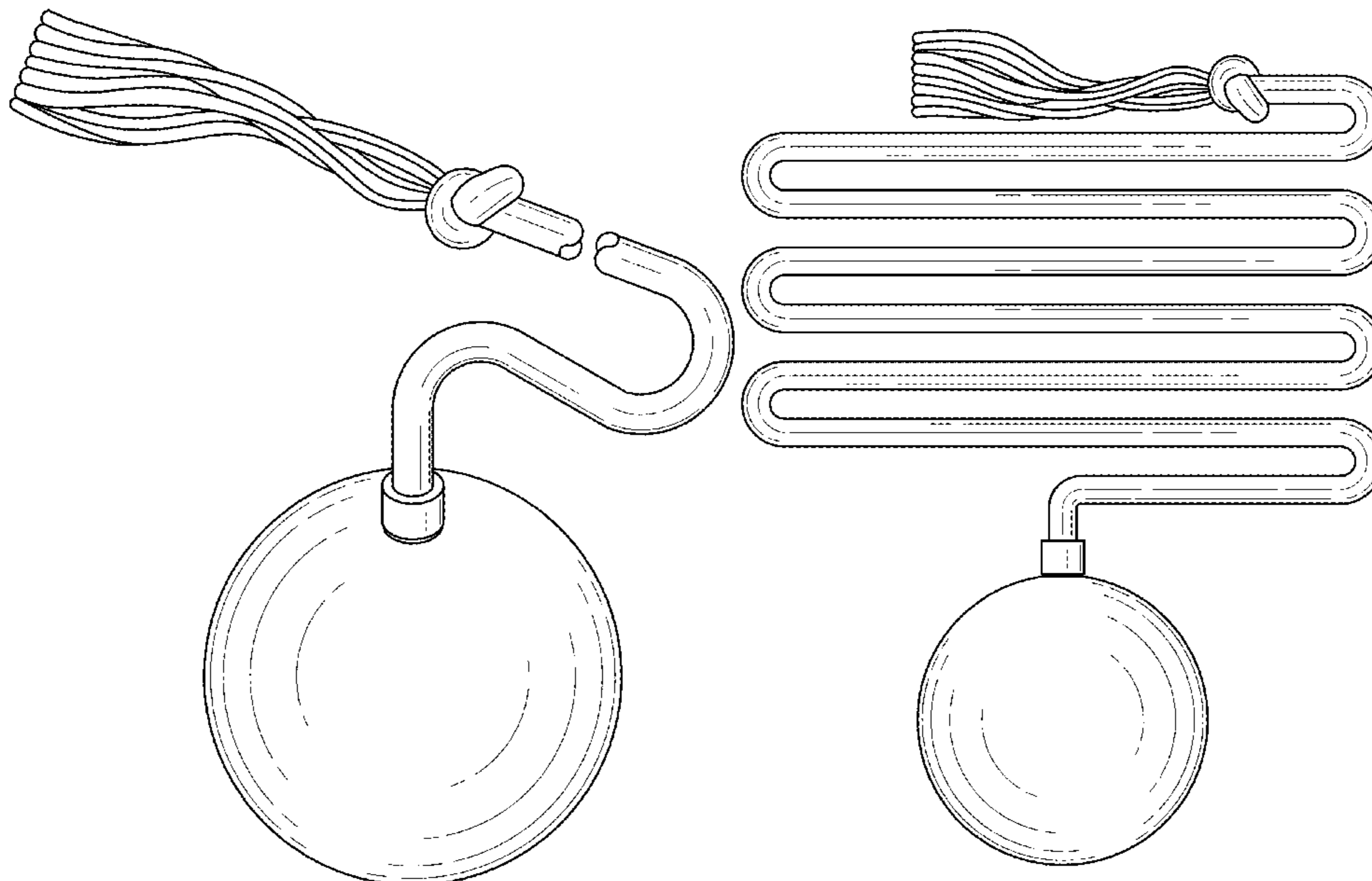
FIG. 5 is a side plan view thereof;

FIG. 6 is a top plan view thereof;

FIG. 7 is a bottom view thereof; and,

FIG. 8 is an exploded perspective view shown with the cord portion partially broken away for ease of illustration, and in an alternate flexure relative to the preceding figures.

1 Claim, 6 Drawing Sheets



(56)

References Cited

U.S. PATENT DOCUMENTS

3,439,446 A * 4/1969 Alonso A63F 7/382
446/266
3,862,757 A * 1/1975 Craig, II A63B 43/007
473/575
4,042,241 A * 8/1977 Collins A63B 69/0086
473/424
4,266,781 A * 5/1981 Blue A63F 9/0278
473/575
4,294,447 A * 10/1981 Clark A63B 43/00
15/190
4,657,253 A * 4/1987 Lerner A63B 43/02
473/576
4,884,807 A * 12/1989 Welch A63B 43/00
473/575
5,045,014 A * 9/1991 Harkins G09F 19/02
446/236
5,092,588 A * 3/1992 DeLuca A63B 21/072
482/109
5,209,489 A * 5/1993 Dorny A63B 43/007
473/508
6,171,200 B1 * 1/2001 Camp A63B 43/007
473/249
6,347,816 B1 * 2/2002 Donaho A63B 67/08
289/1.2
6,629,510 B1 * 10/2003 Robkin A01K 15/025
119/707
D496,408 S * 9/2004 Kessler D21/455
8,771,106 B1 * 7/2014 Boulanger A63B 43/007
473/423
8,801,528 B1 * 8/2014 Dras A63B 69/0079
473/147

D747,834 S * 1/2016 Byrne D30/160
D804,596 S * 12/2017 Nichols D21/714
D884,992 S * 5/2020 Tsengas D30/160
2003/0092511 A1 * 5/2003 Gormley A63B 43/007
473/417
2003/0092516 A1 * 5/2003 Gormley A63B 43/007
473/613
2005/0003908 A1 * 1/2005 Smull A63B 69/0002
473/419
2005/0085156 A1 * 4/2005 Ng A63H 1/30
446/247
2006/0003854 A1 * 1/2006 Hansberry A63B 69/20
473/423
2009/0280719 A1 * 11/2009 Baltazar A63H 37/00
446/486
2013/0084769 A1 * 4/2013 Kessler A63B 69/0079
446/247
2016/0236044 A1 * 8/2016 Orr A63B 39/00
2016/0236045 A1 * 8/2016 Sharp A63B 69/0079
2018/0036614 A1 * 2/2018 Walterscheid A63B 67/10
2019/0116759 A1 * 4/2019 Pettitt A01K 15/025
2019/0388739 A1 * 12/2019 Ritossa B29C 41/20
2020/0030688 A1 * 1/2020 Starne A63F 9/00

FOREIGN PATENT DOCUMENTS

DE 202016105493 U1 * 10/2016 A63B 43/007
EP 0819451 A1 * 1/1998 A63B 43/00
FR 2031792 A6 * 11/1970 A63B 43/00
FR 2125698 A5 * 9/1972 A63B 43/00
WO WO-2011001298 A1 * 1/2011 A63B 67/197
WO WO-2013050802 A1 * 4/2013 A63B 43/007

* cited by examiner

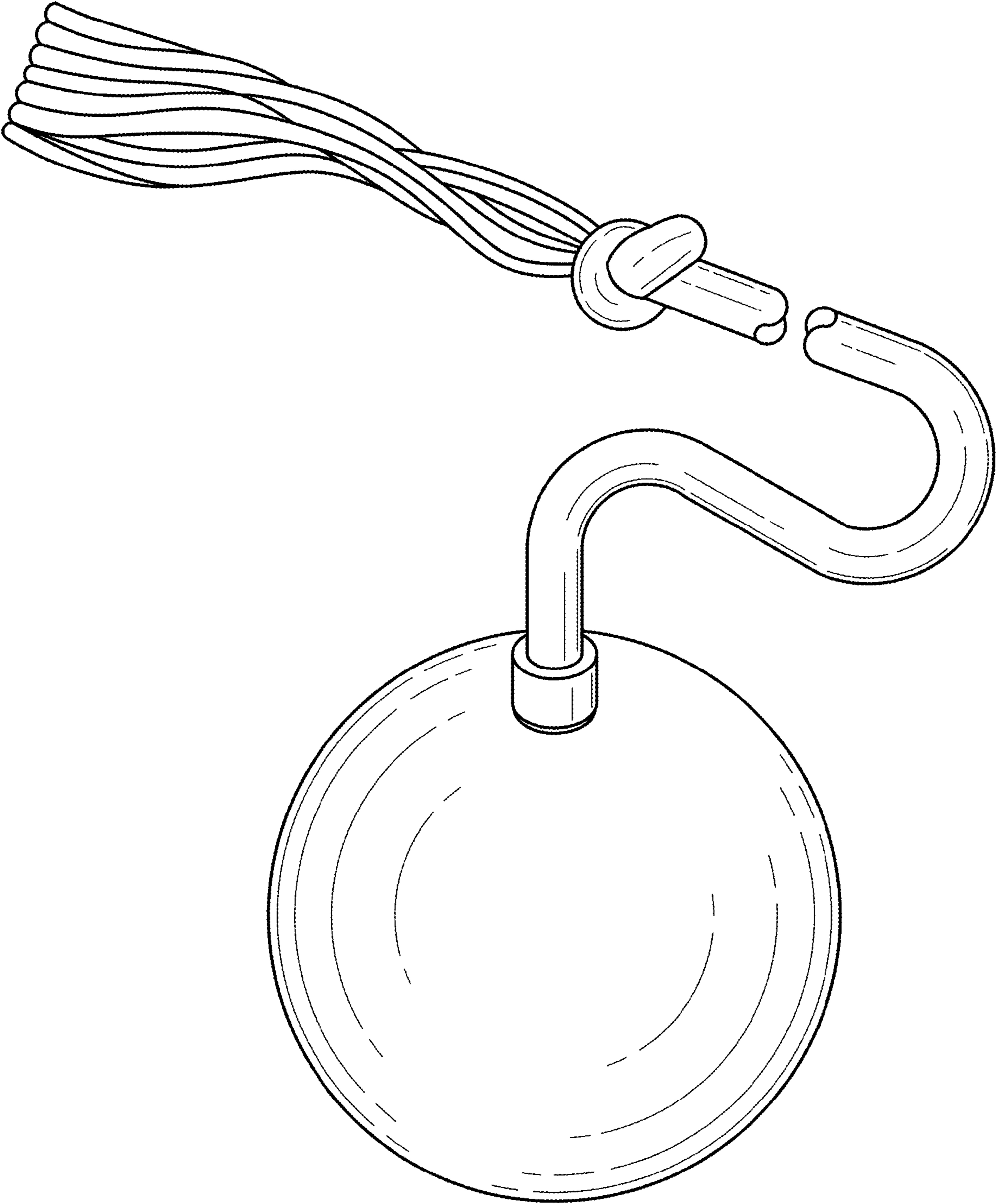


FIG. 1

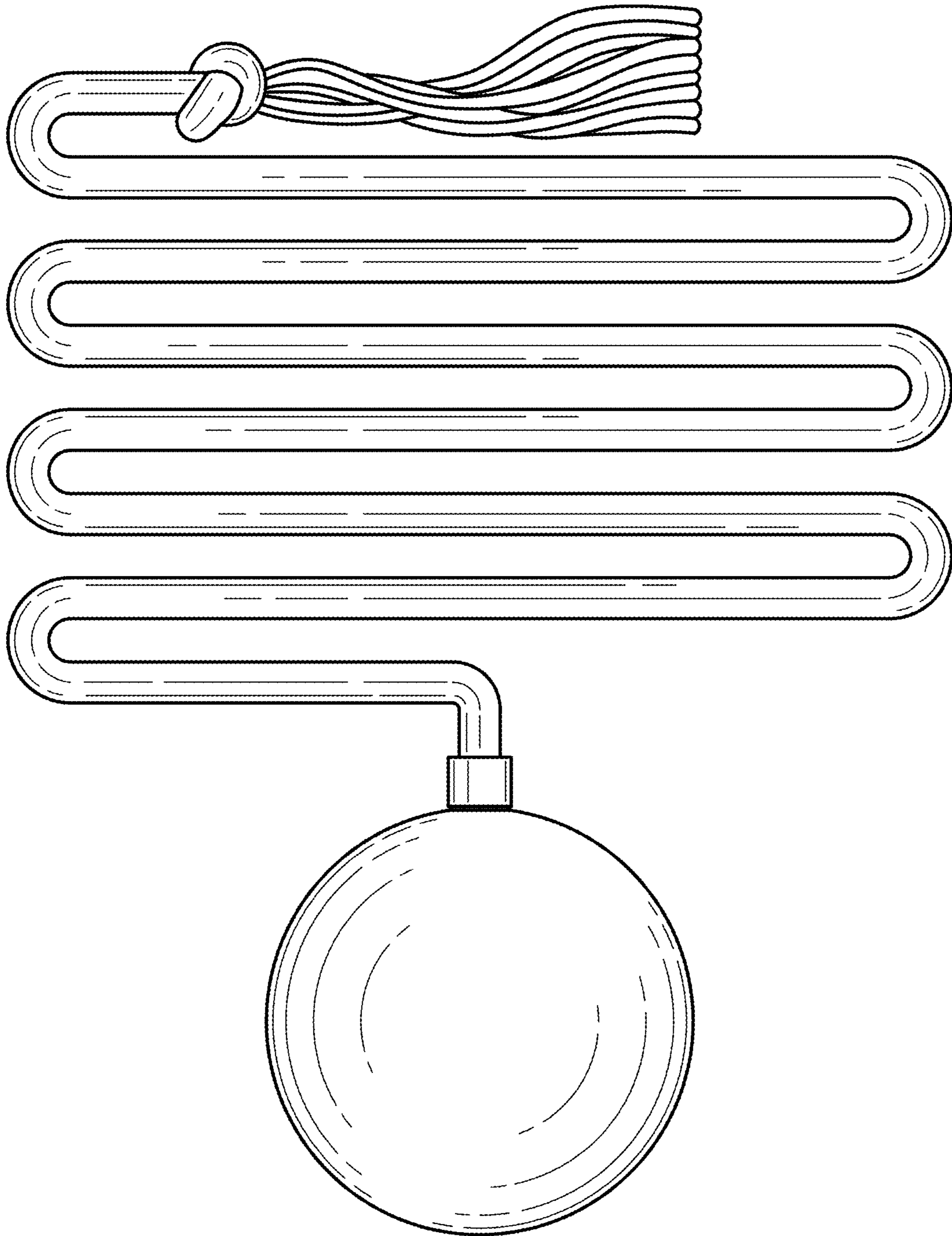


FIG. 2

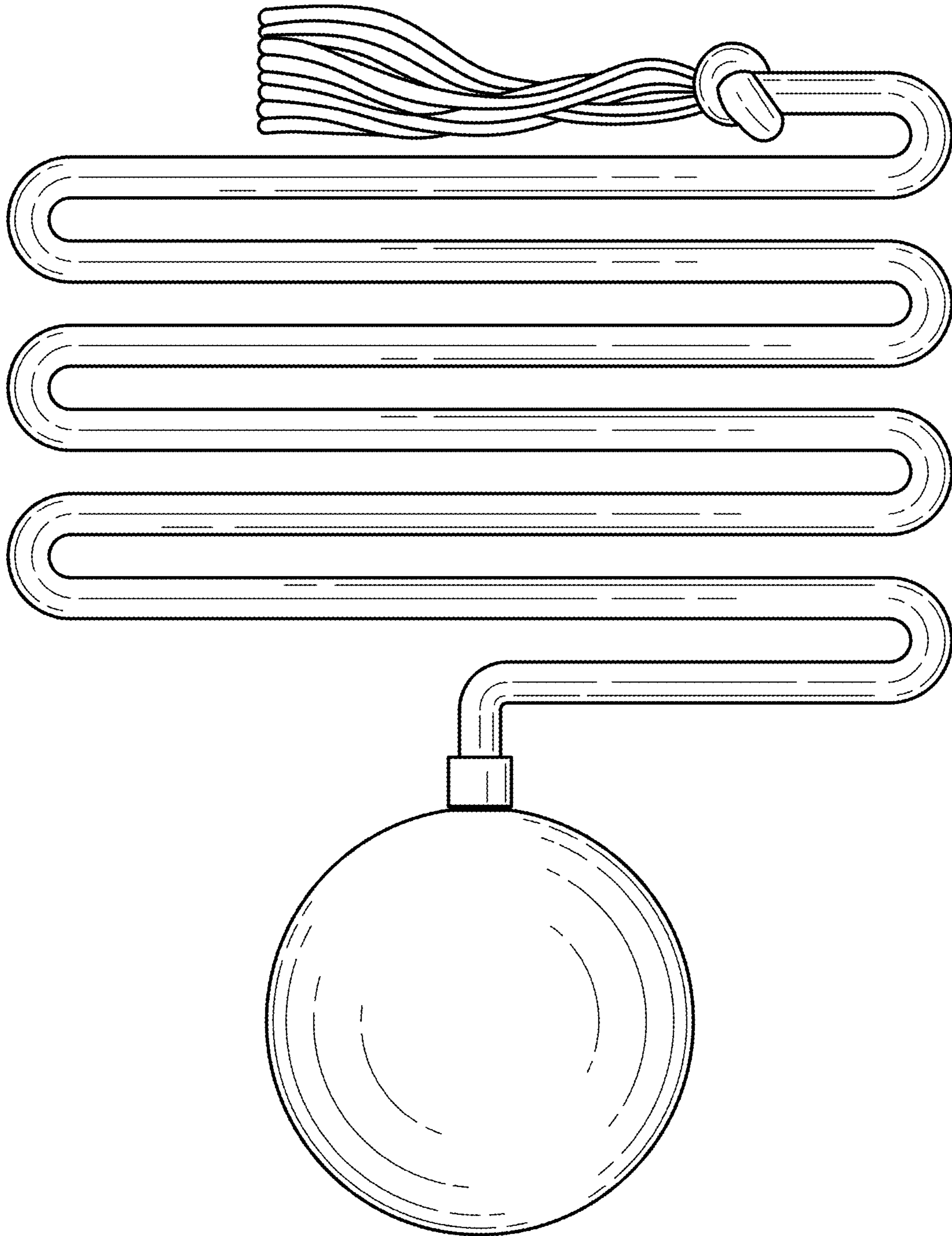


FIG. 3

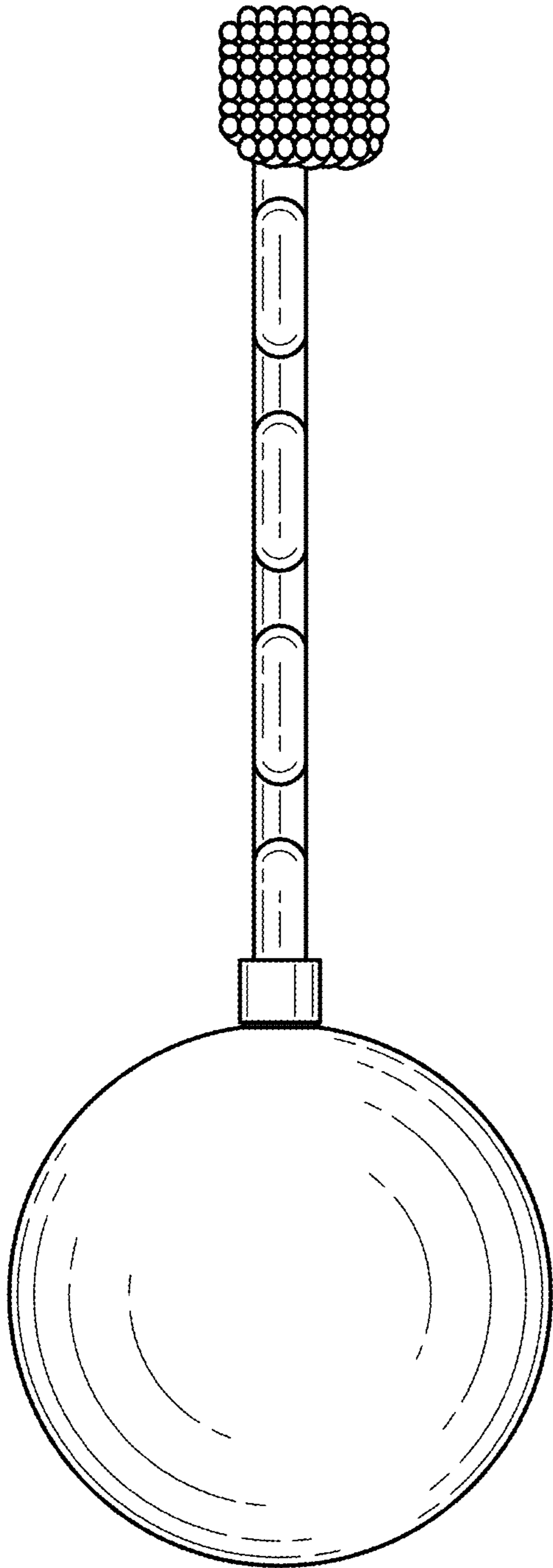


FIG. 4

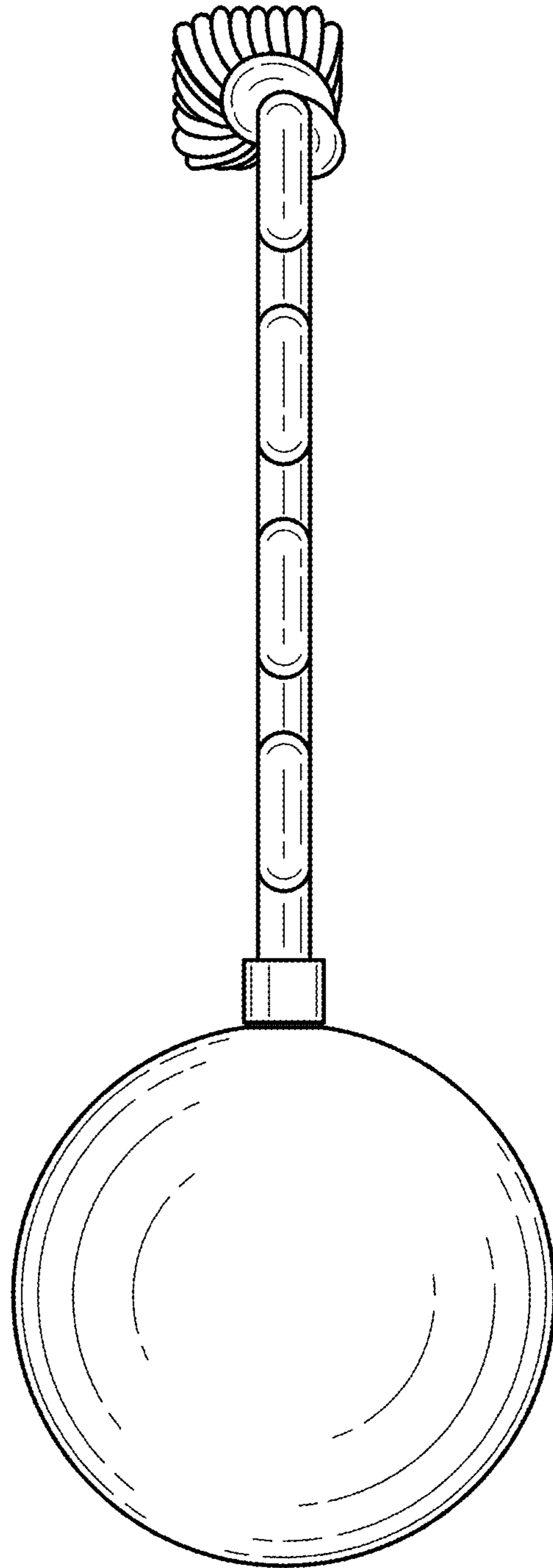


FIG. 5

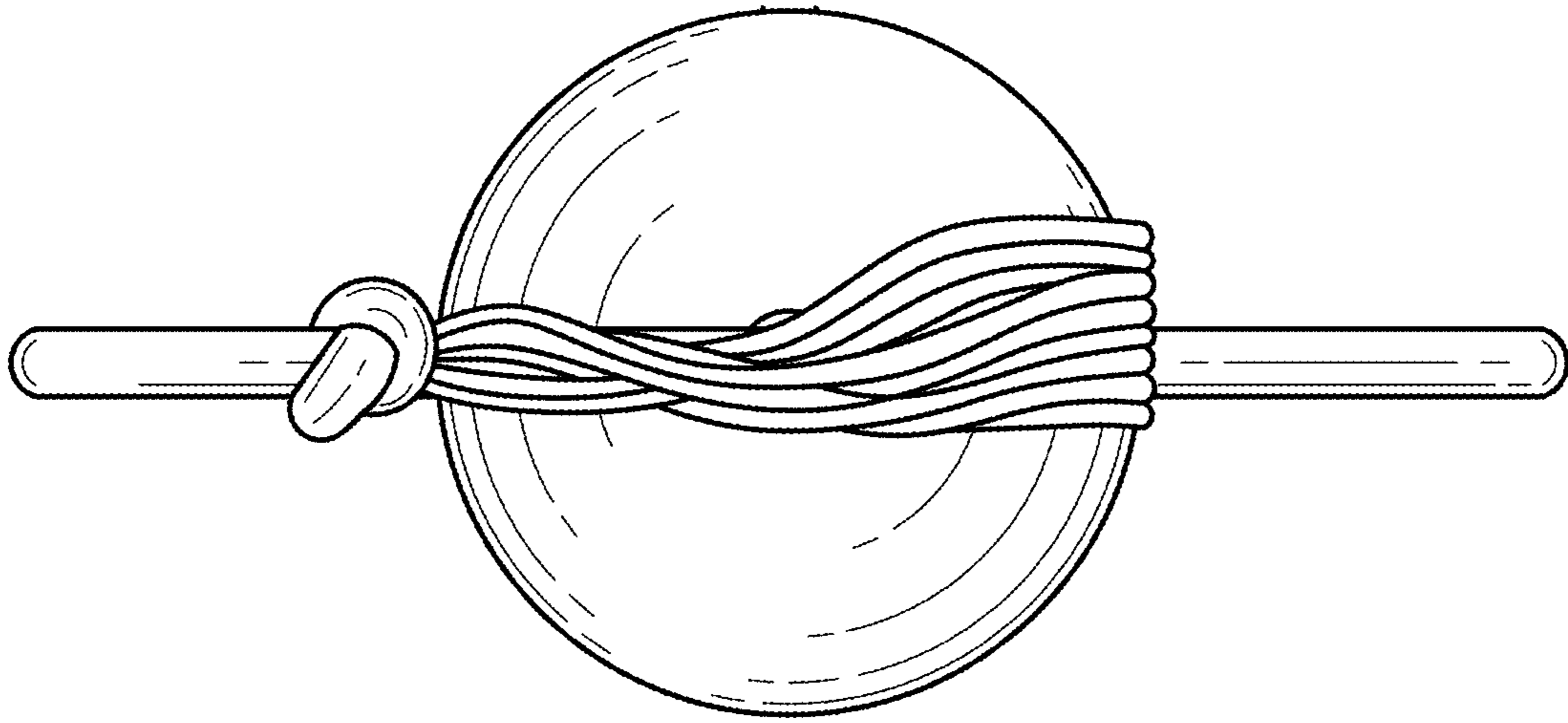


FIG. 6

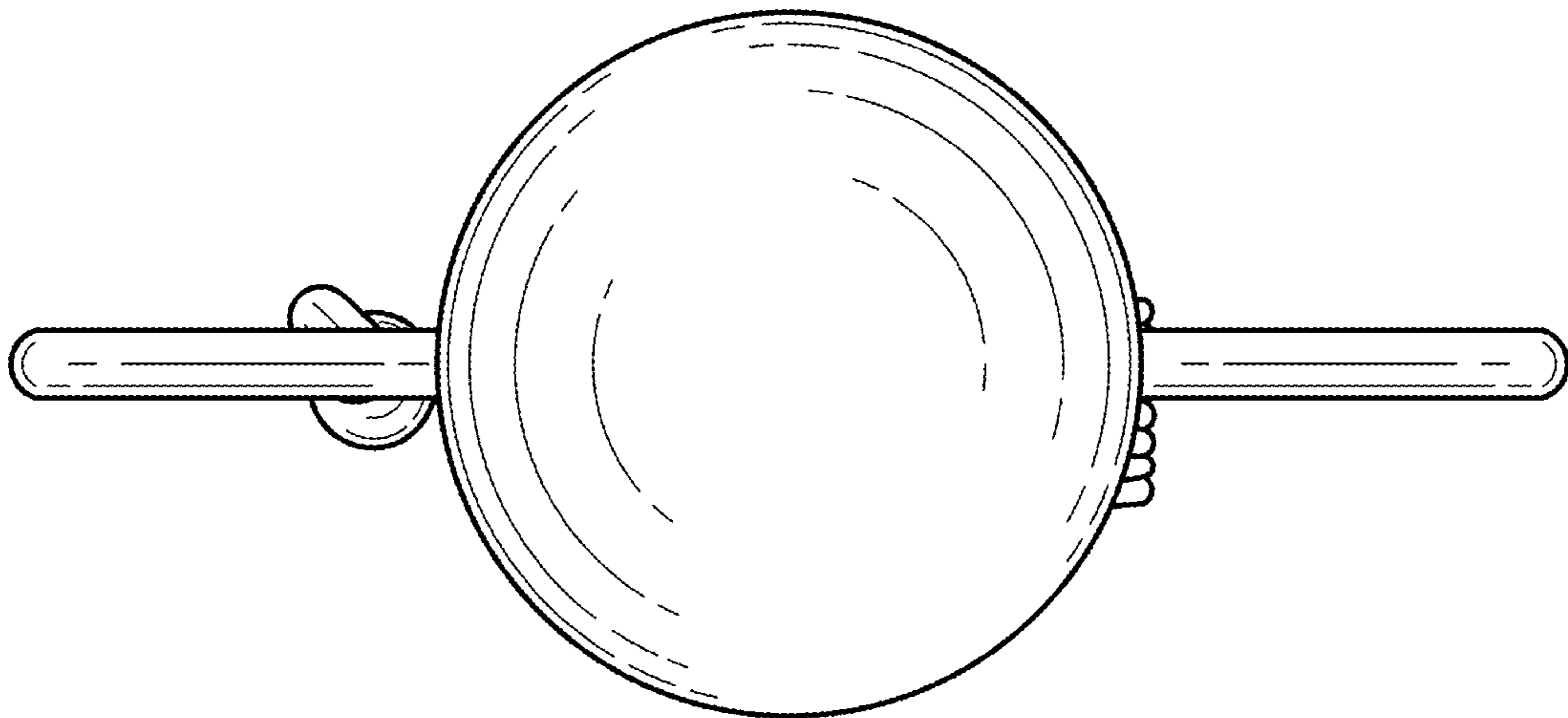


FIG. 7

FIG. 8

