



US00D916194S

(12) **United States Design Patent** (10) **Patent No.:** **US D916,194 S**
Wolters (45) **Date of Patent:** **** Apr. 13, 2021**

(54) **HOCKEY BEAN BAG TOSSING GAME BOARD**

(71) Applicant: **Mark Theodore Wolters**, Encino, CA (US)

(72) Inventor: **Mark Theodore Wolters**, Encino, CA (US)

(**) Term: **15 Years**

(21) Appl. No.: **29/746,388**

(22) Filed: **Aug. 13, 2020**

Related U.S. Application Data

(63) Continuation-in-part of application No. 29/650,091, filed on Jun. 4, 2018, now abandoned.

(51) **LOC (13) Cl.** **21-01**

(52) **U.S. Cl.**
USPC **D21/303**

(58) **Field of Classification Search**
USPC D21/300–307, 319, 335, 342, 386, 699, D21/705, 731, 771, 780, 789, 790, 791, D21/804, 805; 473/164, 172, 197, 436
CPC A63B 63/00; A63B 71/022; A63B 65/00; A63B 67/00; A63B 63/004; A63B 63/045; A63F 1/067; A47B 25/00
See application file for complete search history.

(56) **References Cited**

U.S. PATENT DOCUMENTS

- 2,170,850 A * 8/1939 Bonnett F41J 3/0038 273/403
- D201,688 S * 7/1965 Gelman et al. D21/319
- D330,227 S * 10/1992 Franklin D21/303
- 5,664,782 A * 9/1997 Lacks F41J 3/0028 273/317.5
- D438,910 S * 3/2001 Culberson D21/303
- 7,325,807 B1 * 2/2008 Eason A63F 7/0005 273/342
- D600,286 S * 9/2009 Pruitt D21/303

- D635,197 S * 3/2011 Pryor D21/303
- D645,520 S * 9/2011 Dahl D21/303
- D672,824 S * 12/2012 Boi D21/302
- D673,224 S * 12/2012 Boi D21/302
- D706,353 S * 6/2014 Montenare D21/303
- D706,354 S * 6/2014 Montenare D21/303
- D706,355 S * 6/2014 Montenare D21/303
- D721,137 S * 1/2015 Sindaco D21/303
- D806,172 S * 12/2017 Wolters D21/303
- D807,964 S * 1/2018 Coran D21/303

(Continued)

Primary Examiner — Sandra Snapp
Assistant Examiner — Mehri F Bajoul

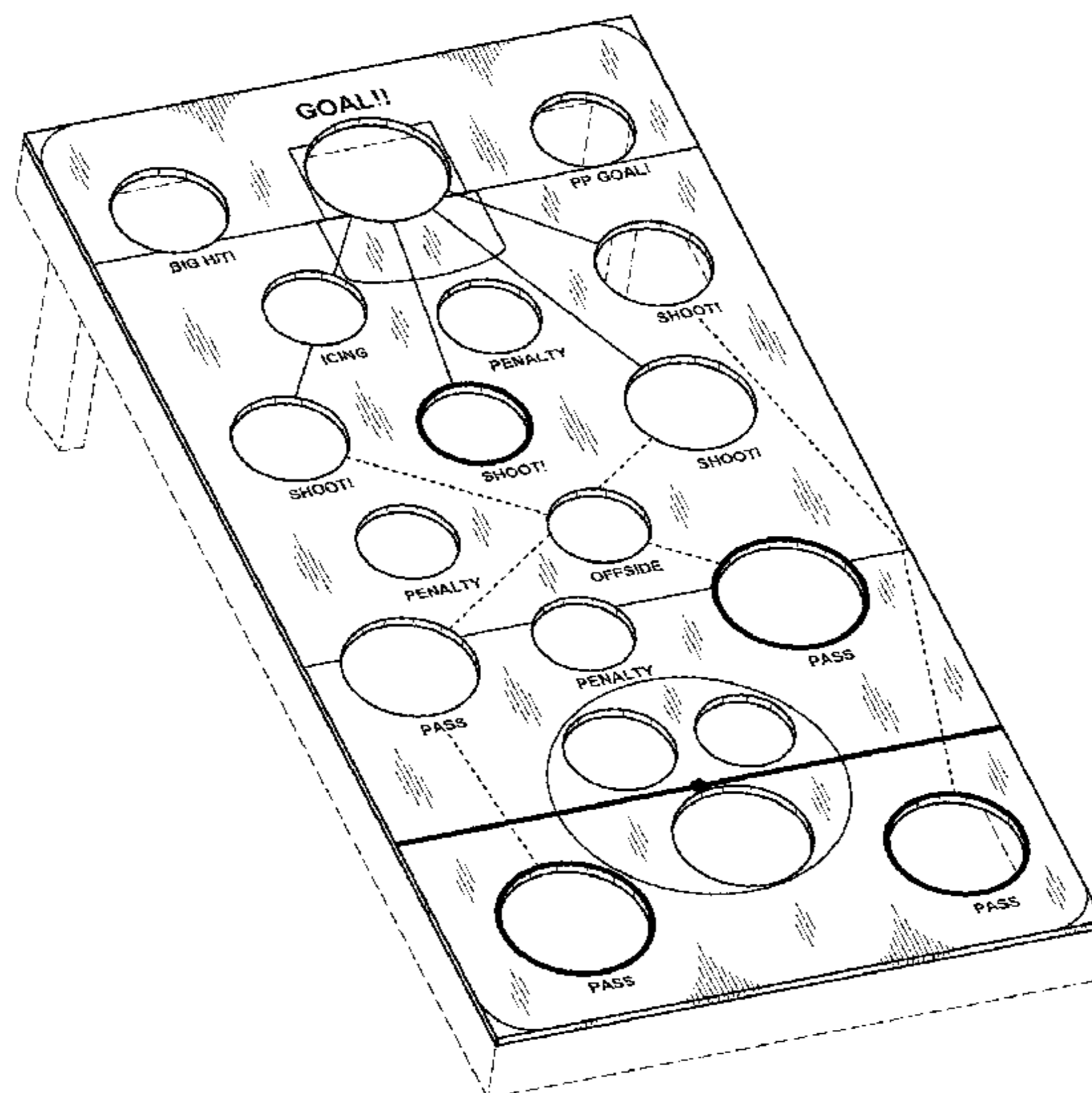
(57) **CLAIM**

The ornamental design for a hockey bean bag tossing game board, as shown and described.

DESCRIPTION

FIG. 1: Top plan view of a hockey bean bag tossing game board;
 FIG. 2: Bottom plan view of the hockey bean bag tossing game board shown in FIG. 1;
 FIG. 3: Left-side view of the hockey bean bag tossing game board shown in FIG. 1;
 FIG. 4: Right-side view of the hockey bean bag tossing game board shown in FIG. 1;
 FIG. 5: Front plan view of the hockey bean bag tossing game board shown in FIG. 1;
 FIG. 6: Rear plan view of the hockey bean bag tossing game board shown in FIG. 1; and,
 FIG. 7: Top perspective view showing the hockey bean bag tossing game board attached to an environmental base.
 The short-dashed lines on the top surface of the Hockey bean bag tossing game board depict surface indicia and form part of the claimed design. The long-dashed broken lines in FIG. 7, depict environmental structure and form no part of the claimed design.

1 Claim, 4 Drawing Sheets



(56)

References Cited

U.S. PATENT DOCUMENTS

D808,465	S *	1/2018	Wolters	D21/303
2010/0066023	A1 *	3/2010	Garbowitz	A63B 67/06
				273/400
2011/0074106	A1 *	3/2011	Allshouse	A63D 15/04
				273/284
2013/0082442	A1 *	4/2013	Hanel	A63B 63/00
				273/398
2014/0151963	A1 *	6/2014	Bennett	A63B 67/06
				273/348
2017/0173427	A1 *	6/2017	Wolters	A63B 67/06
2017/0173428	A1 *	6/2017	Wolters	A63B 67/06
2018/0036630	A1 *	2/2018	Wilder	H04R 1/028
2018/0085649	A1 *	3/2018	O'Neill	A63B 65/00

* cited by examiner

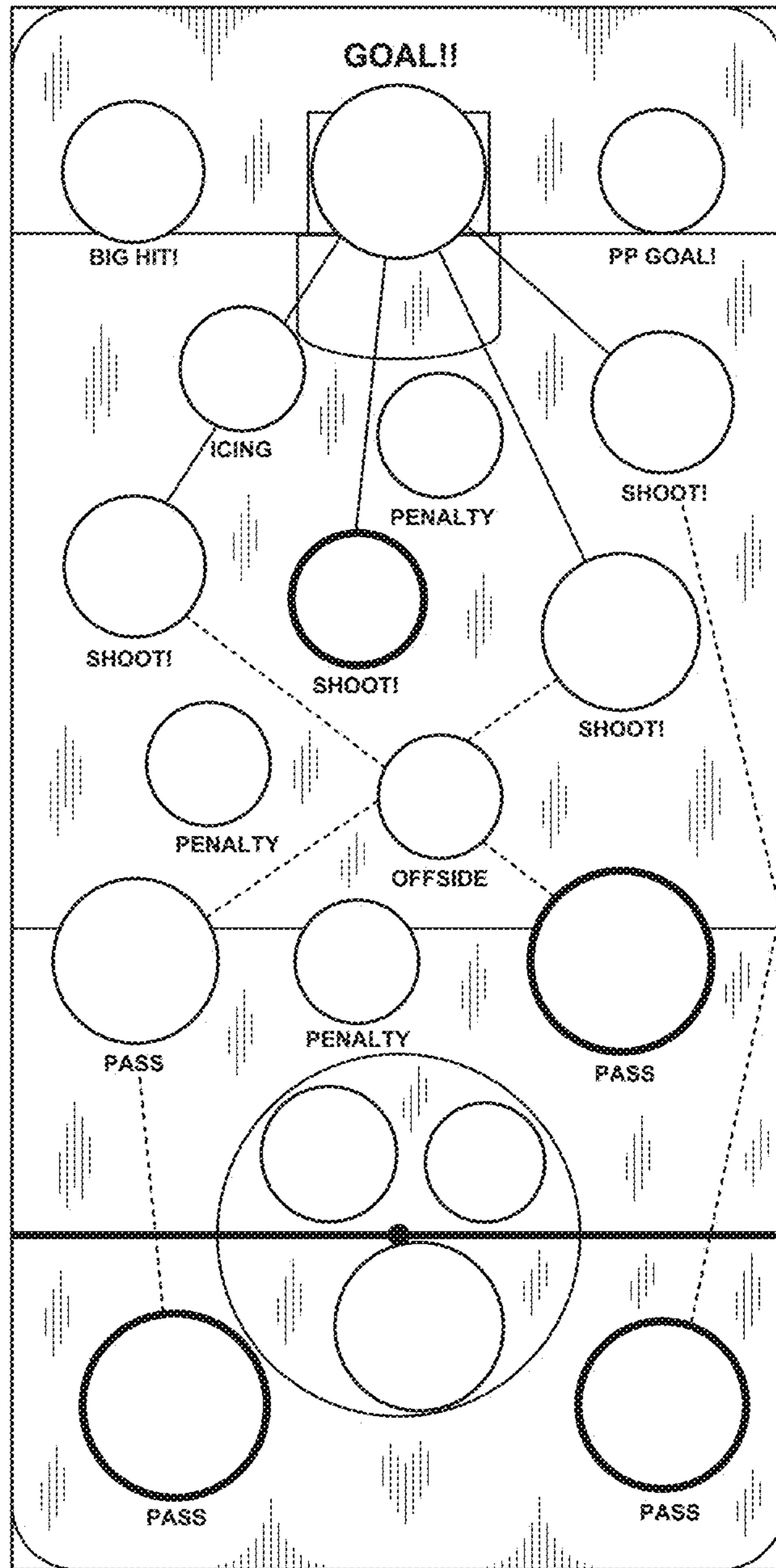


FIG. 1

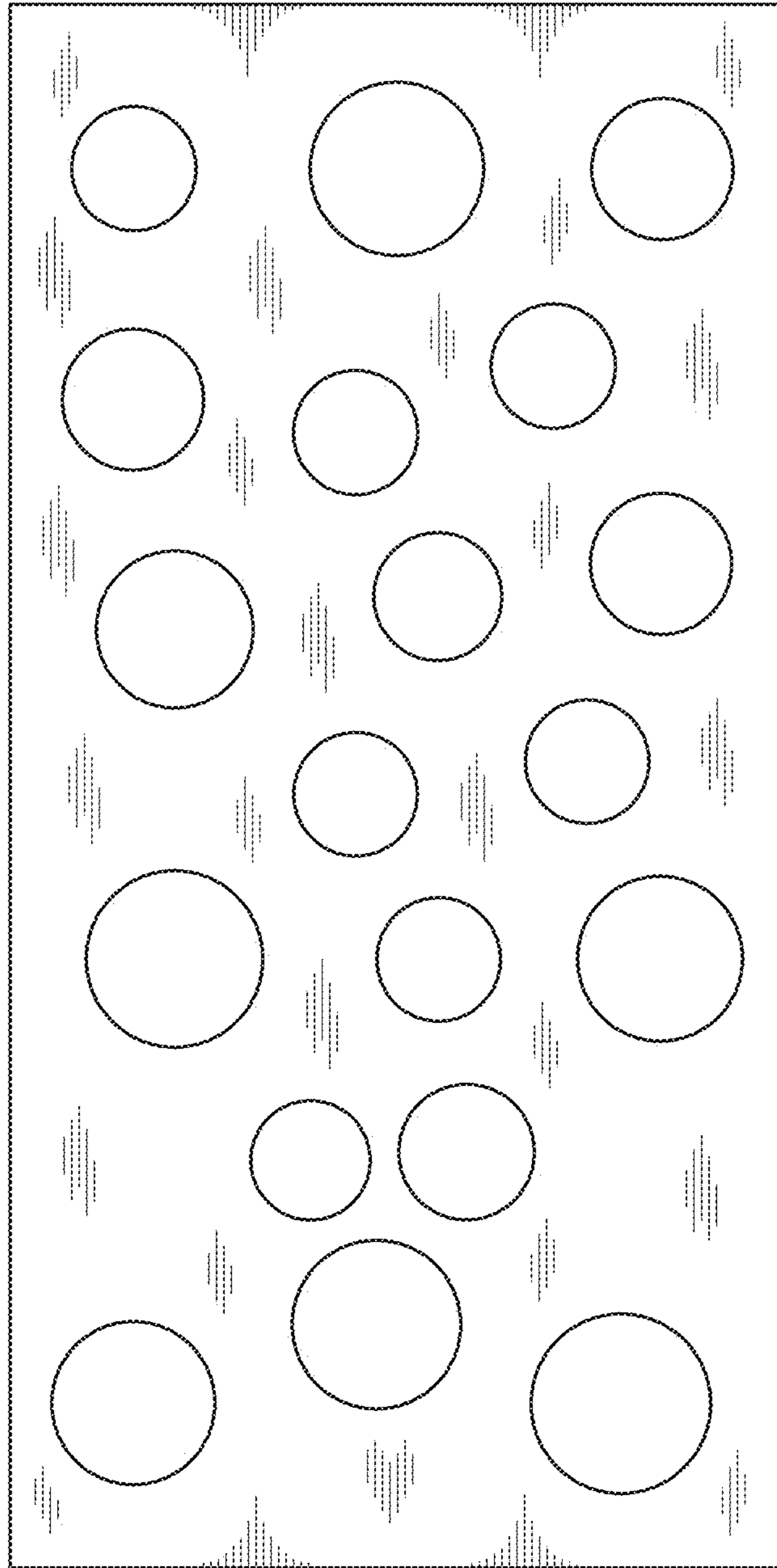


FIG. 2




FIG. 3



FIG. 4



FIG. 5



FIG. 6

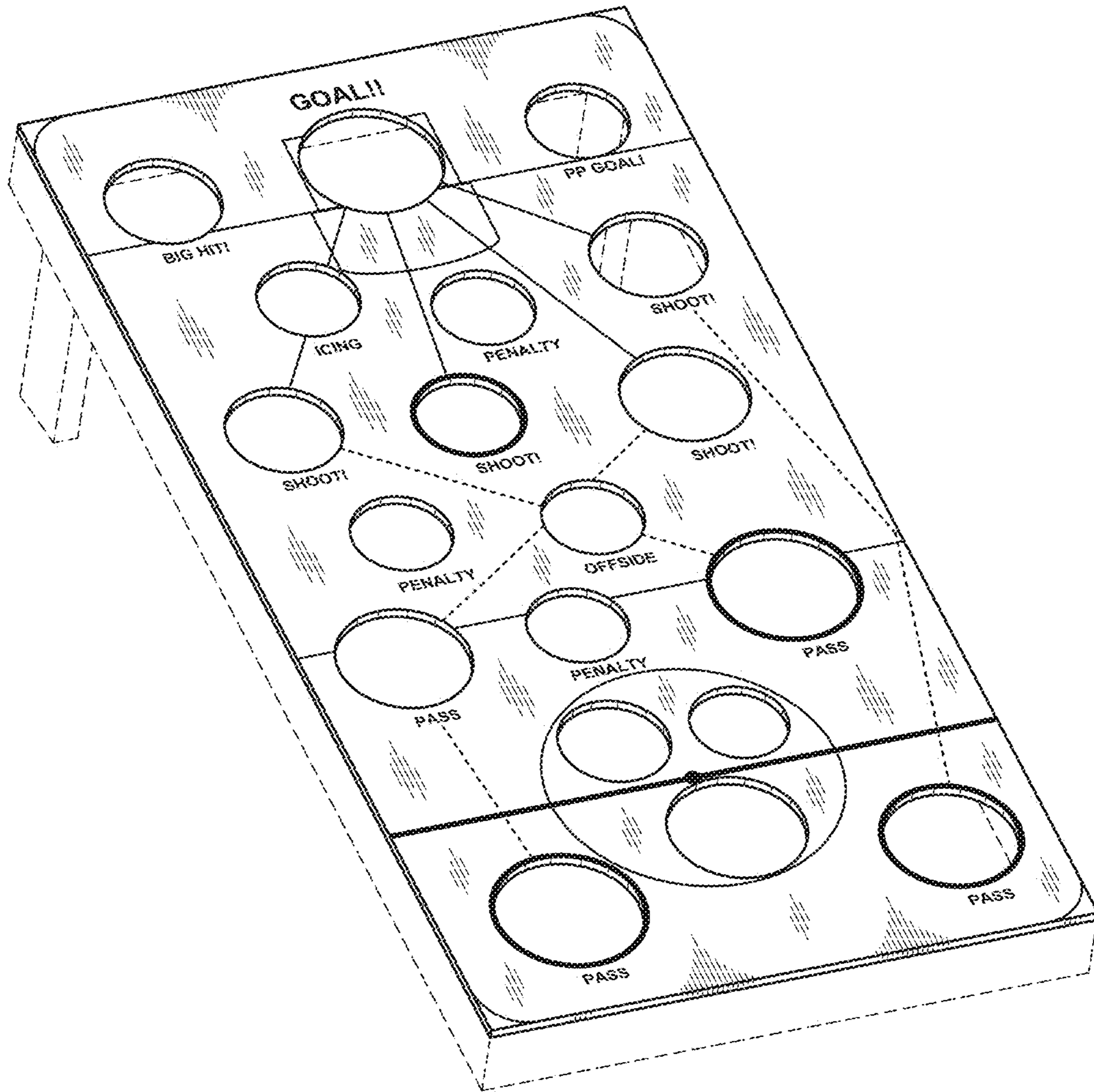


FIG. 7