



US00D916180S

(12) **United States Design Patent**
Luo et al.

(10) **Patent No.:** **US D916,180 S**
(45) **Date of Patent:** **** Apr. 13, 2021**

(54) **POS MACHINE**

(71) Applicant: **PAX COMPUTER TECHNOLOGY (SHENZHEN) CO., LTD.**, Guangdong (CN)

(72) Inventors: **Shaowen Luo**, Guangdong (CN); **Xiaoping Lei**, Guangdong (CN); **Yang Liu**, Guangdong (CN)

(73) Assignee: **PAX COMPUTER TECHNOLOGY (SHENZHEN) CO., LTD.**, Guangdong (CN)

(**) Term: **15 Years**

(21) Appl. No.: **29/693,774**

(22) Filed: **Jun. 5, 2019**

(30) **Foreign Application Priority Data**

Dec. 29, 2018 (CN) 201830770414.1

(51) **LOC (13) Cl.** **18-01**

(52) **U.S. Cl.**
USPC **D18/4.6**

(58) **Field of Classification Search**
USPC D18/4.4, 4.5, 4.6, 2, 11, 50, 14, 19-21, D18/54, 54.1, 99, 4.1, 4.3; D10/46, 61, D10/62, 70, 104.1, 104.2, 106.2, 106.6, D10/65, 66; D20/1, 8, 9; D14/496, 299, D14/338, 339, 341, 346, 383, 385, 386, D14/387, 440, 507, 137, 138 R, 138 AA, D14/138 G; D99/28, 43
CPC H04W 8/22; H04W 52/0225; H04W 52/0254; G06Q 20/00; G06Q 20/08; G06Q 20/20; G06Q 20/204; G07F 7/0873; G07F 7/088; G07F 7/0886; G07F 7/0893; G07F 7/025

See application file for complete search history.

(56) **References Cited**

U.S. PATENT DOCUMENTS

D289,291 S * 4/1987 Kapper D14/389
D308,858 S * 6/1990 Tarver D18/4.6
D308,859 S * 6/1990 Tarver D18/4.6
D321,172 S * 10/1991 Moore, IV D14/389
D338,452 S * 8/1993 Allgeier D14/374
D346,591 S * 5/1994 Lee D14/342

(Continued)

OTHER PUBLICATIONS

POS Payment Terminals. (Design—© Questel) orbit.com. [online PDF] 47 pgs. Print Dates Range Jun. 29, 2015-Aug. 30, 2019 [Retrieved Dec. 4, 2020] <https://www.orbit.com/export/QPTUJ214/pdf2/a1a1ed44-08fc-44c8-be48-51f1ff9aa5a6-184510.pdf>.*

Primary Examiner — Marie D. Fast Horse

(74) *Attorney, Agent, or Firm* — Rankin, Hill & Clark LLP

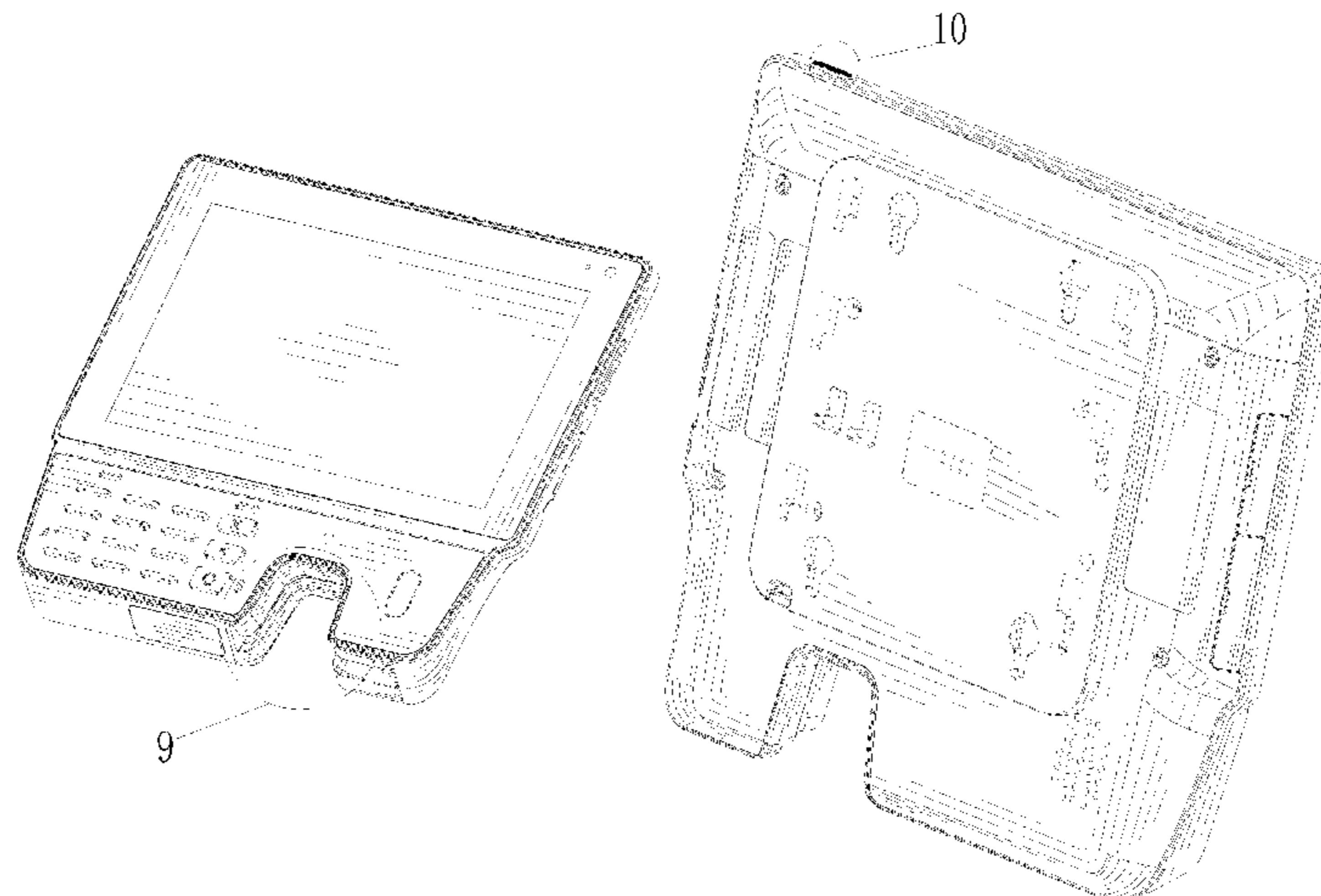
(57) **CLAIM**

The ornamental design for a POS machine, as shown and described.

DESCRIPTION

FIG. 1 is a first perspective view of a POS machine; FIG. 2 is a second perspective view of the POS machine; FIG. 3 is a front view of the POS machine; FIG. 4 is a rear view of the POS machine; FIG. 5 is a left side view of the POS machine; FIG. 6 is a right side view of the POS machine; FIG. 7 is a top view of the POS machine; FIG. 8 is a bottom view of the POS machine; FIG. 9 is an enlarged partial view showing a recess in FIG. 1; and, FIG. 10 is an enlarged partial view showing a part of top side of the POS machine in FIG. 2.

(Continued)



The broken lines in the drawings depict portions of the POS machine that form no part of the claimed design. The broken lines consisting of a long dashes depict reference to the enlargements shown in the figures and form no part of the claim.

1 Claim, 10 Drawing Sheets

(56)

References Cited

U.S. PATENT DOCUMENTS

D354,276	S *	1/1995	Wilson	D18/4.6
D367,647	S *	3/1996	Faggard	D14/387
D379,825	S *	6/1997	Droege	D18/4.6
D381,675	S *	7/1997	Droege	D18/4.6
D393,479	S *	4/1998	Droege	D18/4.6
D428,019	S *	7/2000	Amron	D14/203.7
D430,379	S *	8/2000	Massey	D99/28
D447,136	S *	8/2001	Groves	D14/336
D503,172	S *	3/2005	Izumi	D14/385
D515,092	S *	2/2006	Wilfong	D14/385
D528,146	S *	9/2006	Fitch	D14/336
D542,791	S *	5/2007	Fitch	D14/385
D590,575	S *	4/2009	Bieck	D14/399
D618,355	S *	6/2010	Delaey	D24/185
D626,550	S *	11/2010	Julien	D14/341
D681,036	S *	4/2013	Taunay da Graca Couto	D14/385

D690,349	S *	9/2013	Qin	D18/4.4
D759,748	S *	6/2016	Beatty	D18/14
D762,766	S *	8/2016	Bedier	D18/4.4
9,482,382	B2 *	11/2016	Olsen	F16M 11/10
D791,860	S *	7/2017	Greaves	D18/4.5
D798,378	S *	9/2017	Kim	D18/4.6
D810,817	S *	2/2018	Wang	D18/4.6
D813,863	S *	3/2018	Barea	D14/341
D814,559	S *	4/2018	Oross	D18/4.4
D818,524	S *	5/2018	Dong	D18/4.4
D823,935	S *	7/2018	Wang	D18/4.6
D829,274	S *	9/2018	Huang	D18/4.6
D831,106	S *	10/2018	Saeed	D18/4.5
D842,149	S *	3/2019	Haag	D10/98
D851,169	S *	6/2019	Yaginuma	D18/4.6
D857,791	S *	8/2019	Luo	D18/4.4
D859,516	S *	9/2019	Wang	D18/4.6
D861,685	S *	10/2019	Wang	D14/385
D872,171	S *	1/2020	Luo	D18/4.4
D880,580	S *	4/2020	Wang	D18/4.4
D881,269	S *	4/2020	Blanc	D18/4.6
D886,190	S *	6/2020	Huang	D18/4.6
2003/0132294	A1 *	7/2003	Gomez	G06Q 20/00 235/383
2006/0181515	A1 *	8/2006	Fletcher	G06F 3/04886 345/173
2018/0374070	A1 *	12/2018	Bedier	G06Q 20/204
2019/0005476	A1 *	1/2019	Luo	G06Q 20/20
2020/0111074	A1 *	4/2020	Chau	G06Q 20/204

* cited by examiner

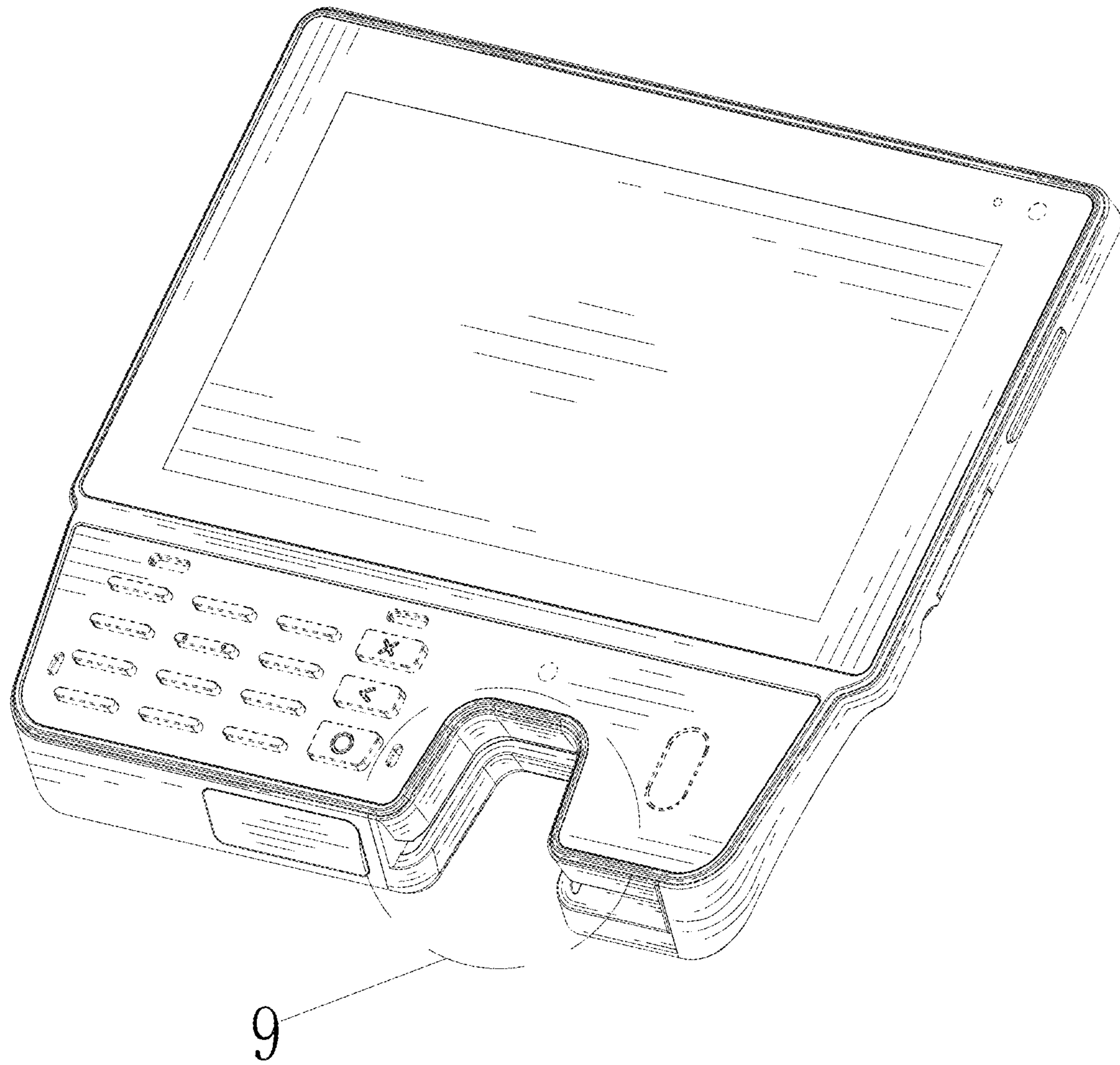


FIG. 1

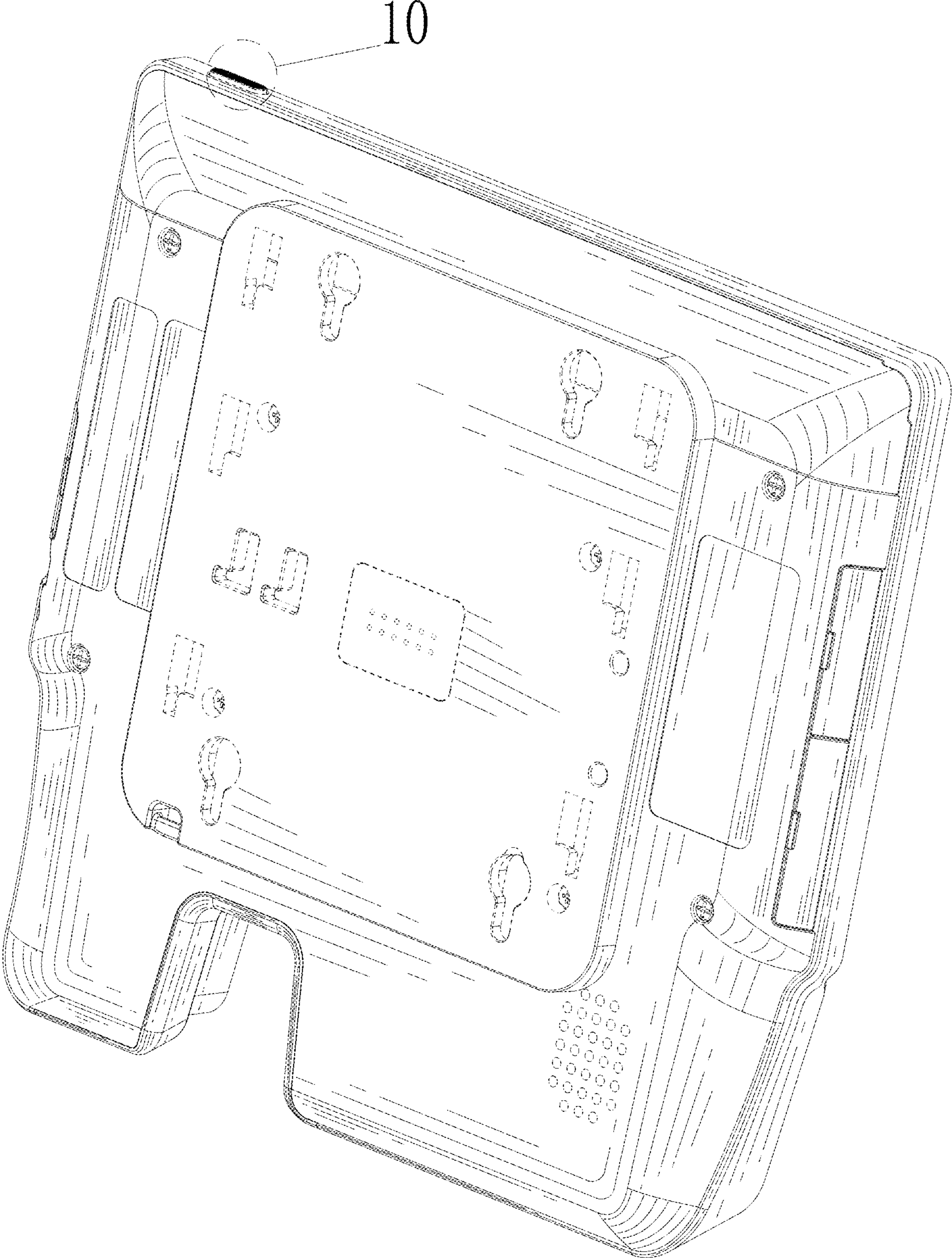


FIG. 2

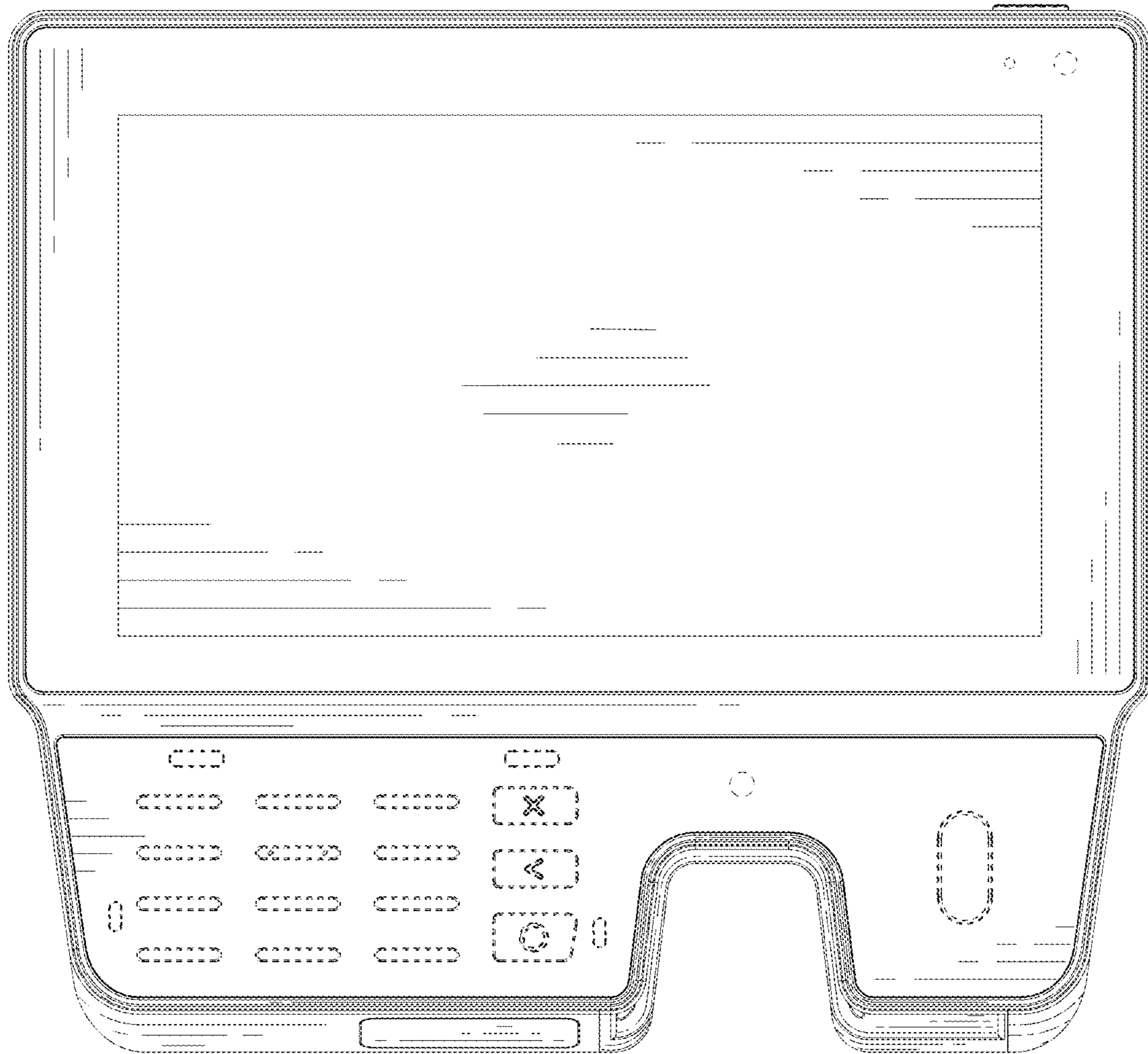


FIG.3

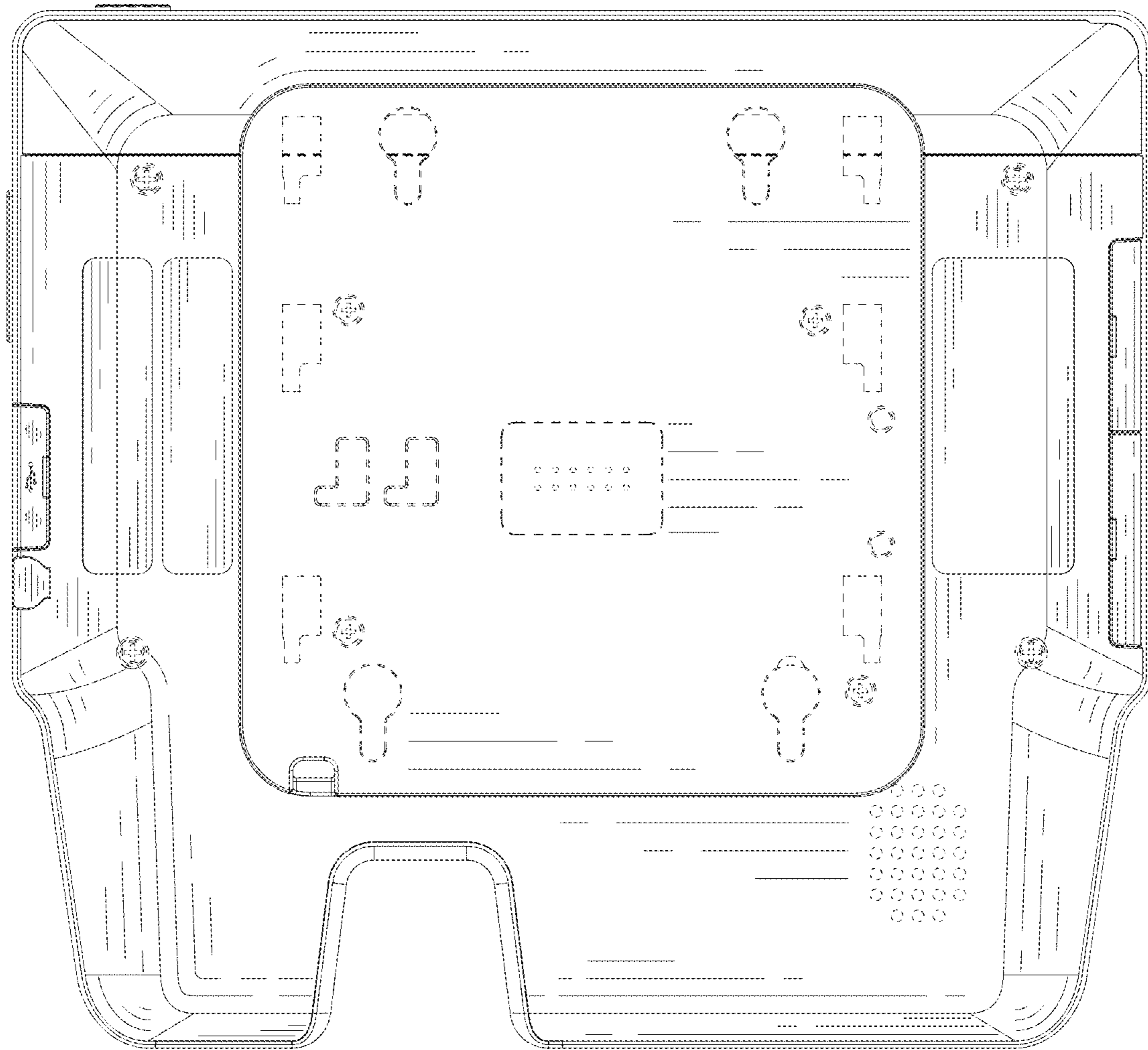


FIG. 4

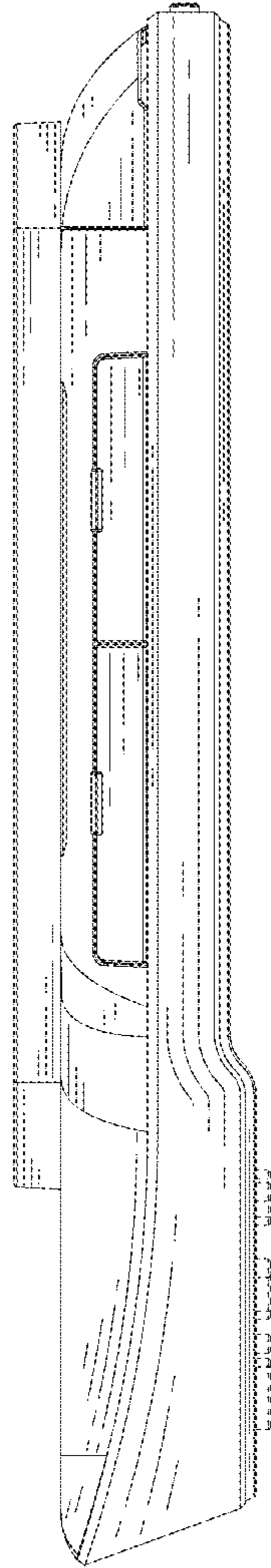


FIG. 5

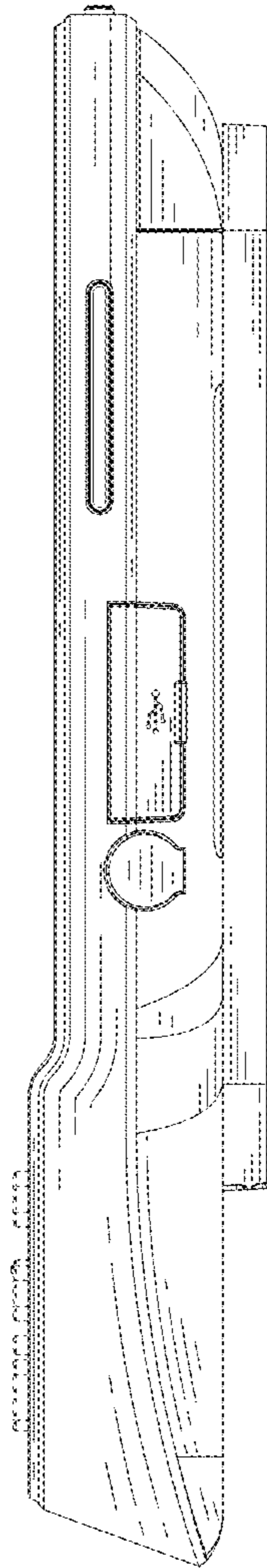


FIG.6




FIG. 7

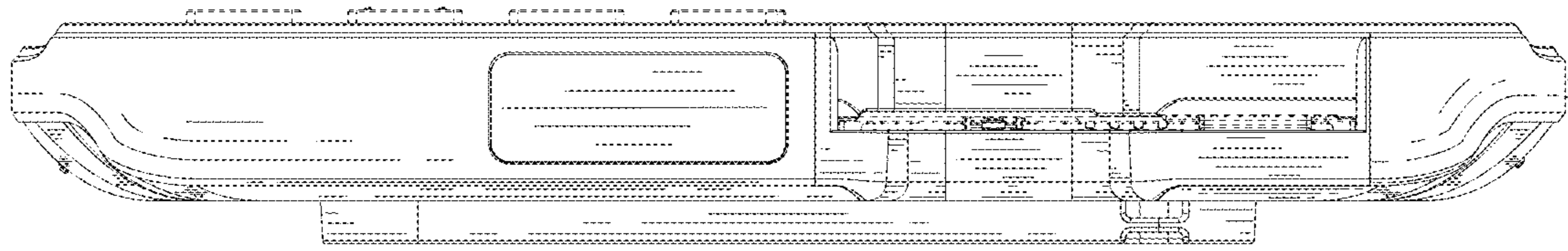


FIG. 8

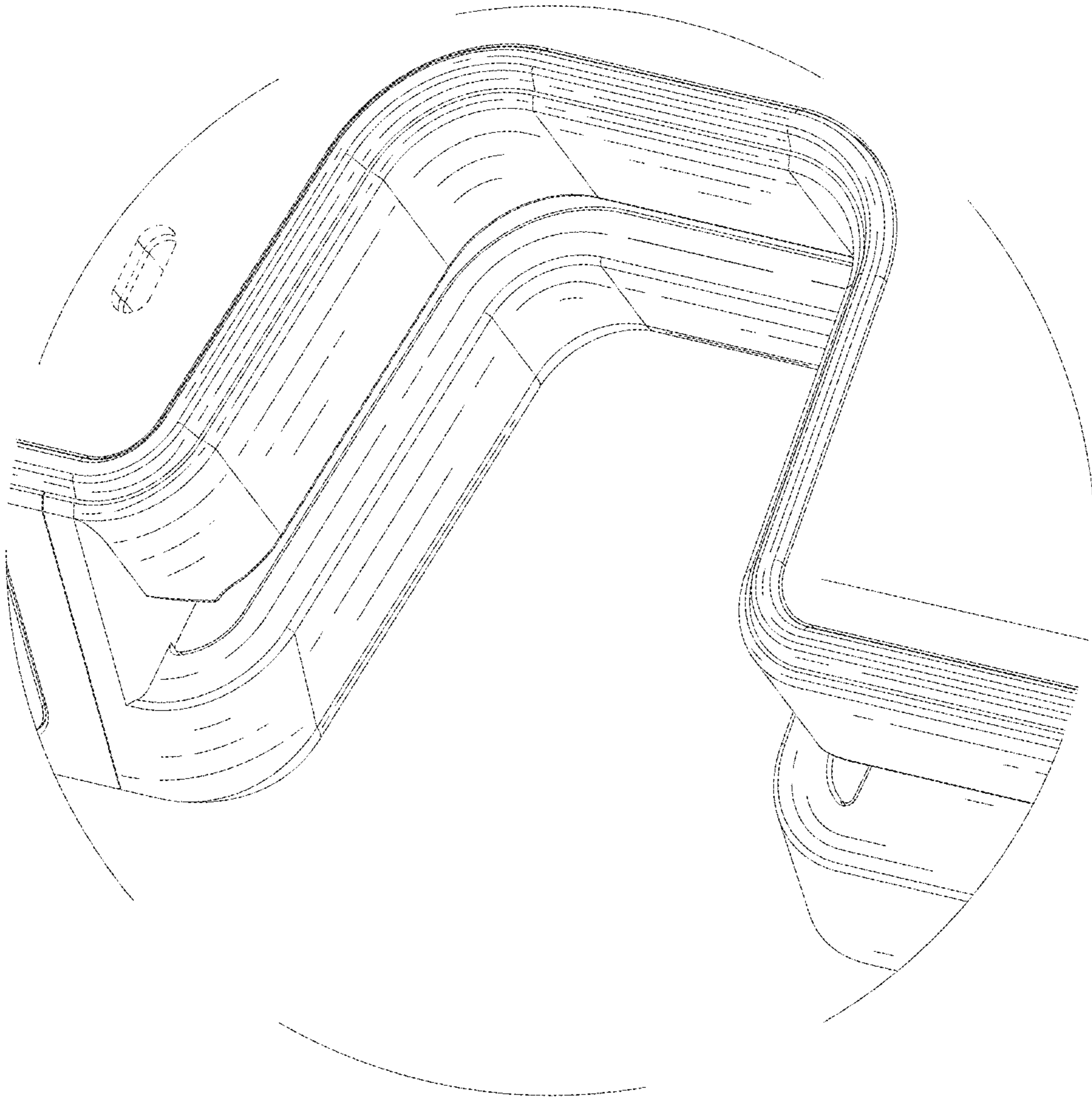


FIG. 9




FIG.10