



US00D916138S

(12) **United States Design Patent** (10) **Patent No.:** **US D916,138 S**
Canik et al. (45) **Date of Patent:** **** Apr. 13, 2021**

- (54) **ROUTING GUIDE**
- (71) Applicant: **Cummins Emission Solutions Inc.**,
Columbus, IN (US)
- (72) Inventors: **Jacob D. Canik**, Madison, WI (US);
Corey Verseman, Fitchburg, WI (US);
Andrew Komisarek, Madison, WI
(US); **Stephen James Kindem**,
Fitchburg, WI (US); **Alexander**
Swendson, Pewaukee, WI (US)
- (73) Assignee: **Cummins Emission Solutions Inc.**,
Columbus, IN (US)

D395,695 S	6/1998	Ohmura	
6,554,489 B2 *	4/2003	Kent G02B 6/3829 385/135
D622,132 S *	8/2010	DeMars D8/356
8,632,260 B2 *	1/2014	Szilagyi G02B 6/3887 385/88
9,360,649 B2 *	6/2016	Chang G02B 6/4478
D810,230 S *	2/2018	Lin D22/143
D811,854 S *	3/2018	Maurer D8/354
9,948,075 B2 *	4/2018	Tajer H02G 3/0431
D832,221 S *	10/2018	Baldwin D13/155
D840,030 S	2/2019	Smith et al.	
10,312,672 B2 *	6/2019	Baldwin H02G 3/0608
D871,891 S *	1/2020	Emanuel D8/349
D880,282 S *	4/2020	Wheeler D8/356

(Continued)

- (**) Term: **15 Years**
- (21) Appl. No.: **29/688,322**
- (22) Filed: **Apr. 19, 2019**
- (51) **LOC (13) Cl.** **15-01**
- (52) **U.S. Cl.**
USPC **D15/5**
- (58) **Field of Classification Search**
USPC D15/1, 2, 3, 4, 5, 6, 28; D13/199, 155,
D13/123, 133, 153, 154, 156, 184;
D7/349, 354, 380; D23/259, 262;
D24/112, 113, 114, 133, 186, 130, 127,
D24/210, 158, 195; D8/14, 349, 352,
D8/354, 355, 356, 358, 360, 363, 396,
D8/499; D22/143
CPC G02B 6/3829; Y10T 16/69; F01N 13/008;
F01N 3/2066
See application file for complete search history.

- (56) **References Cited**
U.S. PATENT DOCUMENTS
1,812,961 A * 7/1931 Kent H02G 7/08
254/134.3 CL
2,360,237 A * 10/1944 Kent H02G 11/003
254/134.3 CL

OTHER PUBLICATIONS

U.S. Office Action issue for U.S. Appl. No. 29/746,925 dated Sep. 22, 2020, 9 pages.

Primary Examiner — Ania Aman
(74) *Attorney, Agent, or Firm* — Foley & Lardner LLP

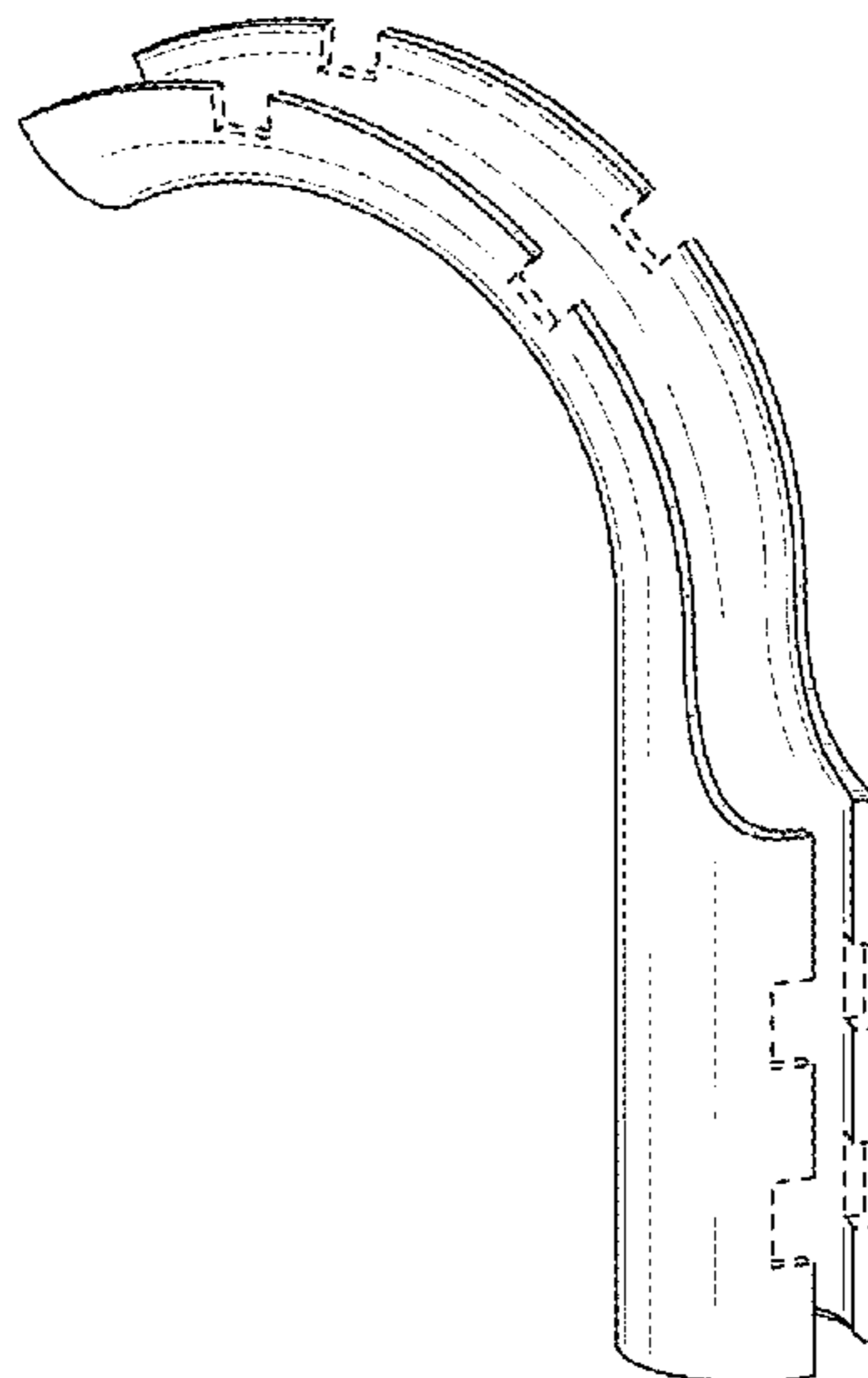
(57) **CLAIM**

We claim the ornamental design for a routing guide, as shown and described.

DESCRIPTION

FIG. 1 is a first perspective view of a routing guide showing our new design;
FIG. 2 is a rear view thereof;
FIG. 3 is a front view thereof;
FIG. 4 is a top view thereof;
FIG. 5 is a bottom view thereof;
FIG. 6 is a left side view thereof;
FIG. 7 is a right side view thereof; and,
FIG. 8 is a second perspective view thereof.
The broken lines in the drawings depict unclaimed environmental subject matter, are for illustrative purposes only, and form no part of the claimed design.

1 Claim, 4 Drawing Sheets



(56)

References Cited

U.S. PATENT DOCUMENTS

2001/0043775 A1* 11/2001 Shirakawa G02B 6/3887
385/59
2002/0141723 A1* 10/2002 Kent G02B 6/3829
385/136
2006/0153503 A1* 7/2006 Suzuki G02B 6/3893
385/53
2008/0273837 A1* 11/2008 Margolin G02B 6/3849
385/62
2010/0247041 A1* 9/2010 Szilagyi G02B 6/3887
385/86
2013/0343706 A1* 12/2013 Droesbeke G02B 6/38
385/76
2020/0088079 A1* 3/2020 Zieris F01N 3/2066

* cited by examiner

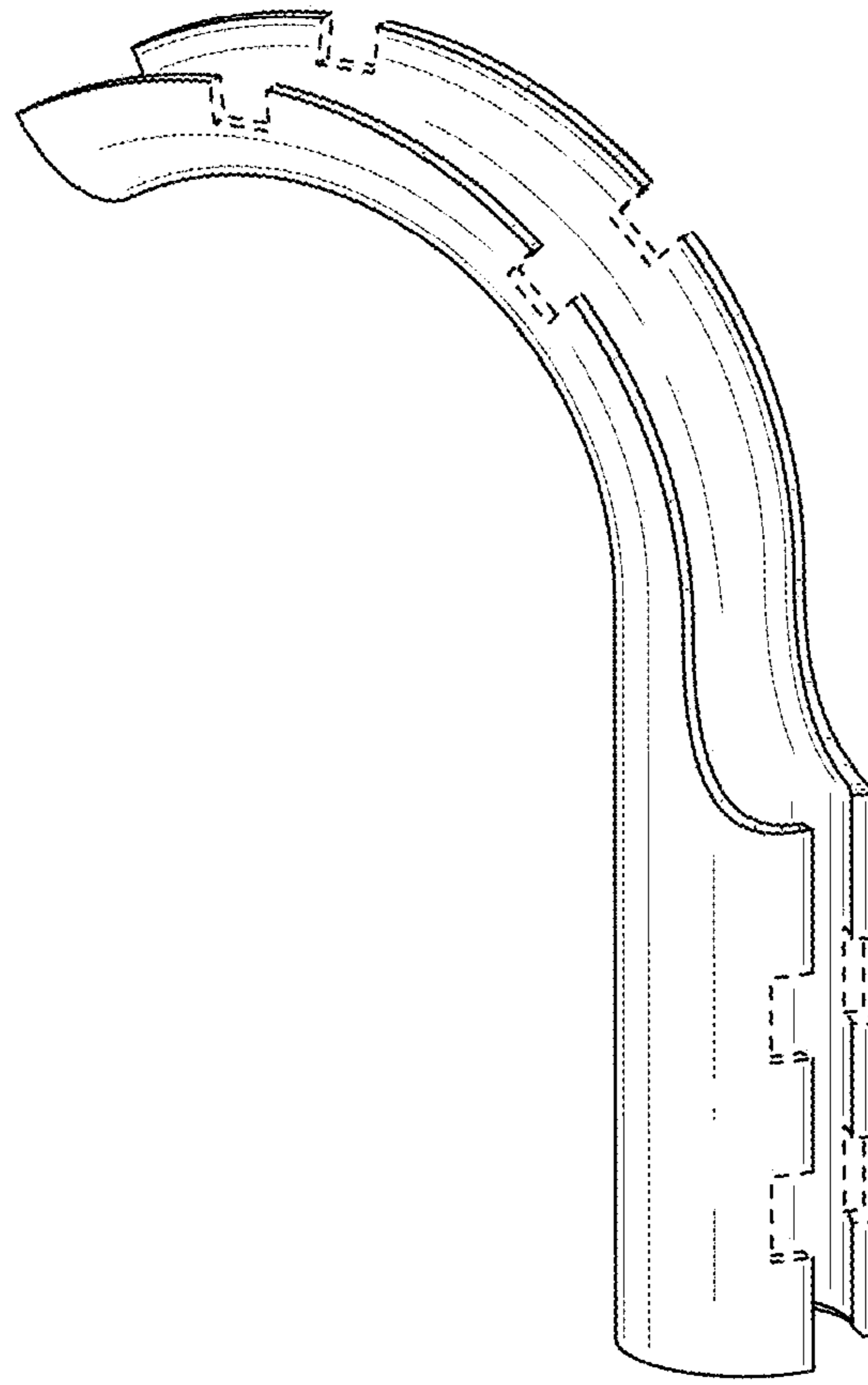


FIG. 1

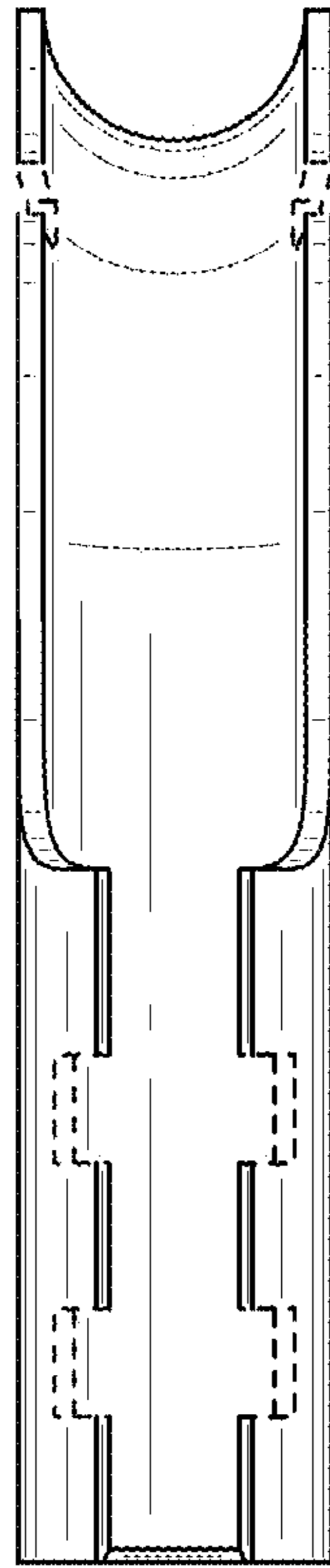


FIG. 2




FIG. 3

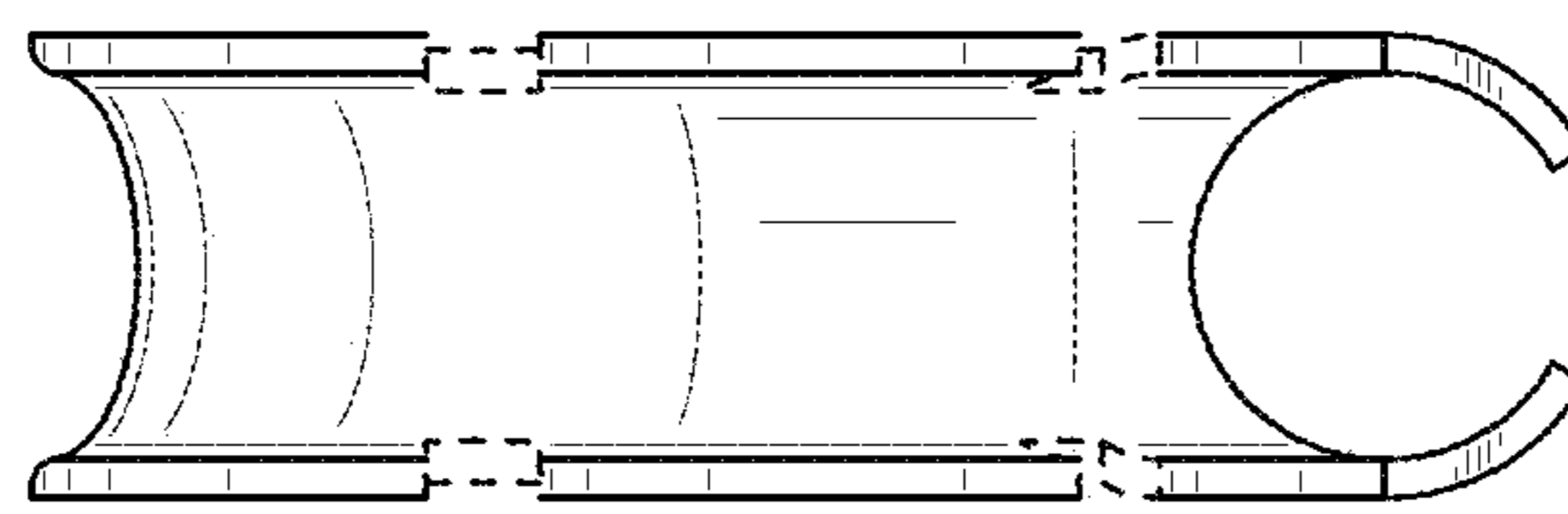


FIG. 4

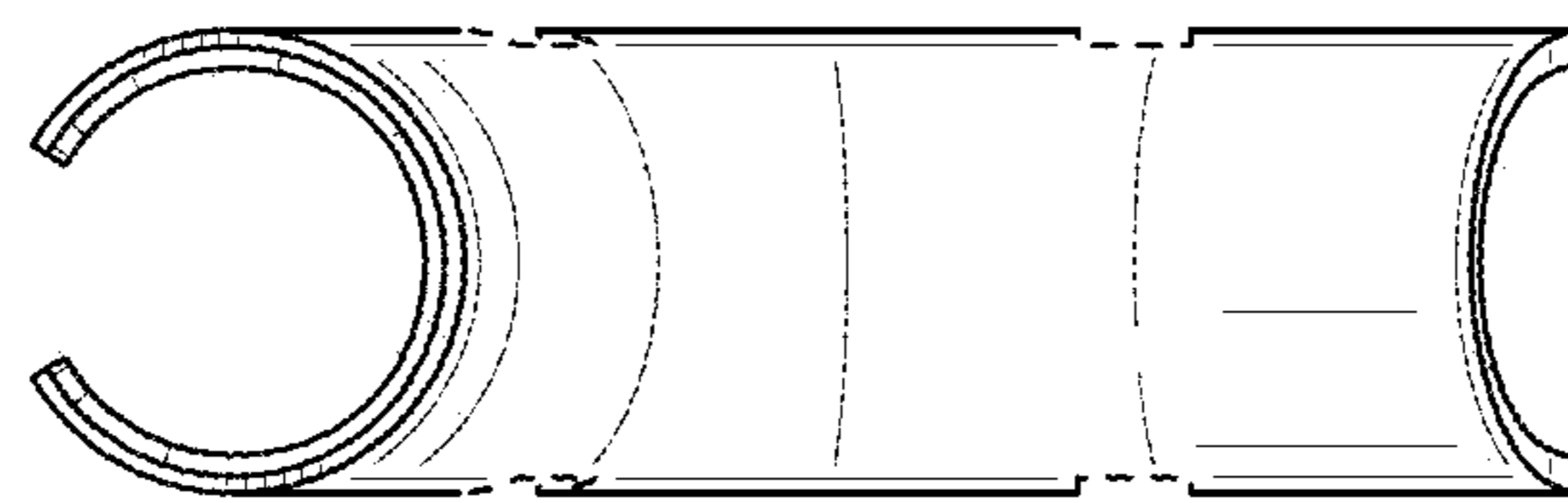


FIG. 5

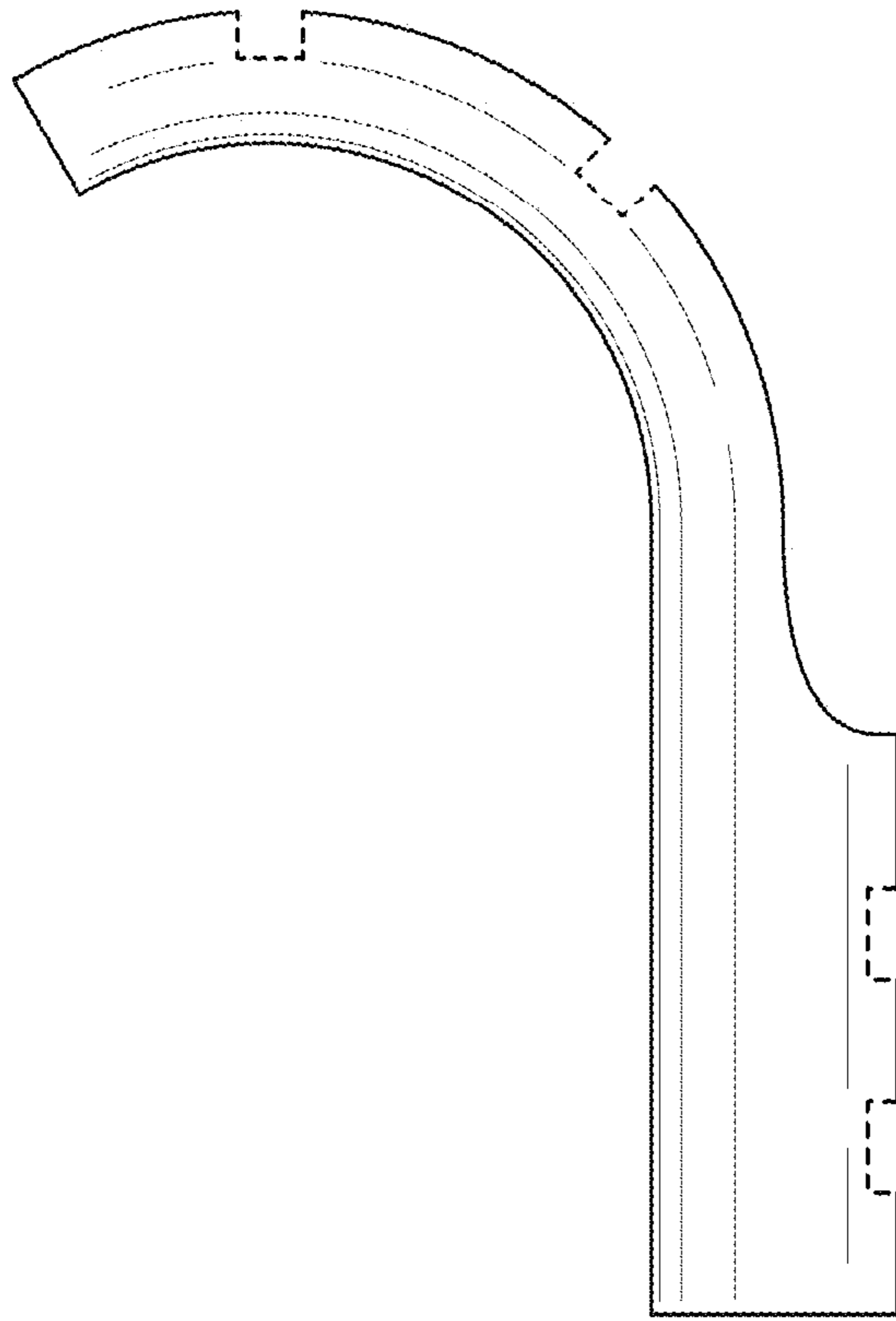


FIG. 6

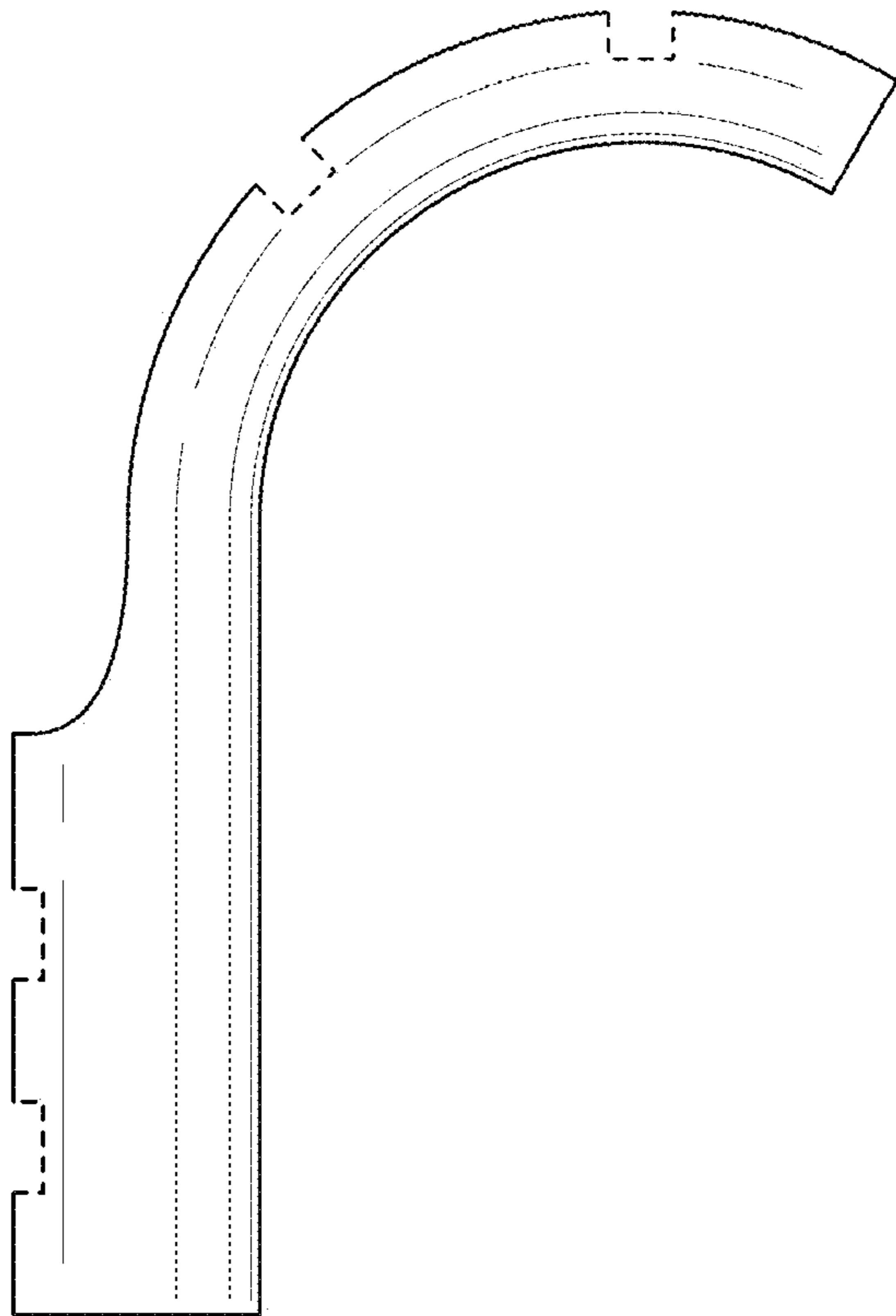


FIG. 7

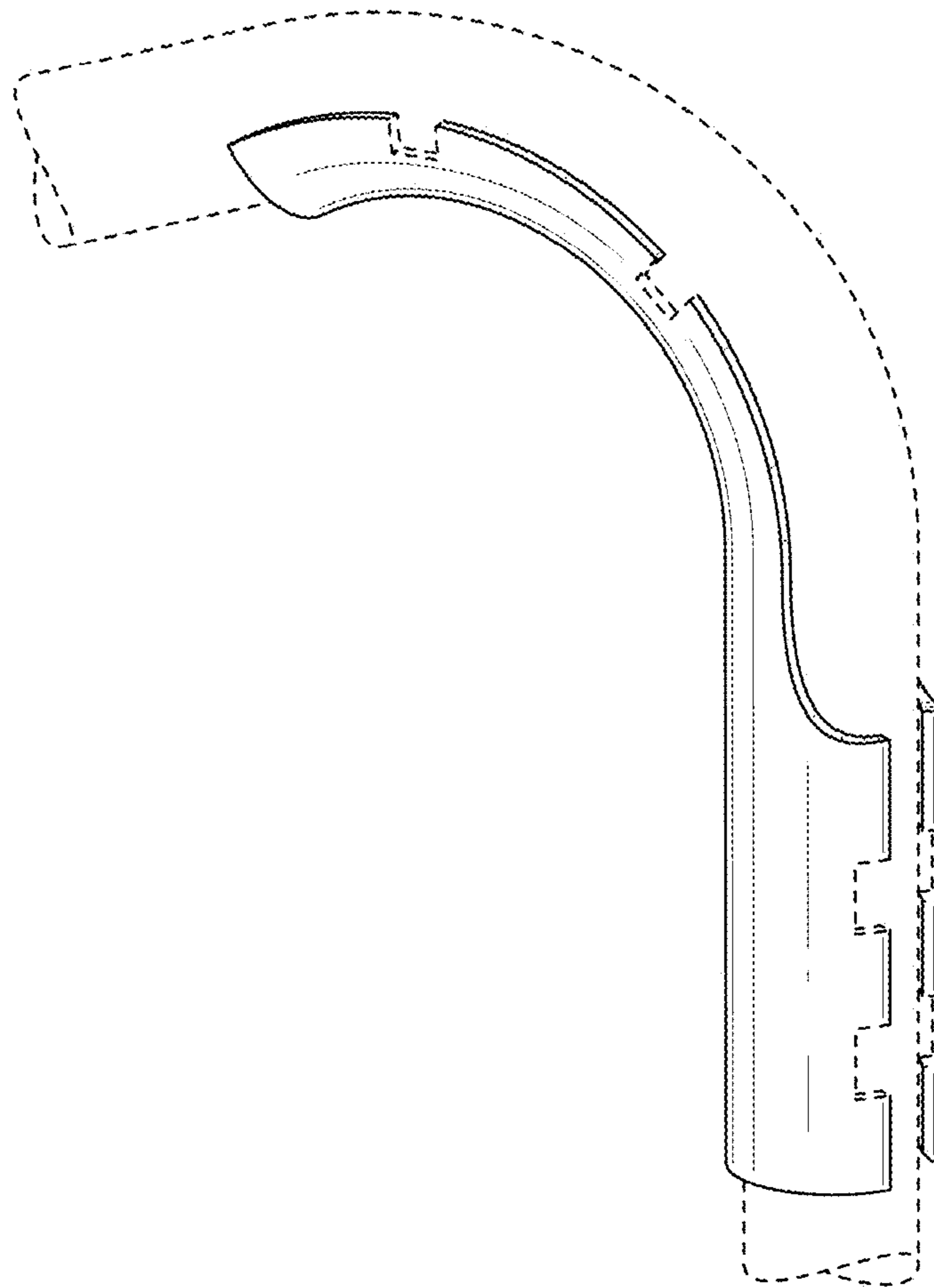


FIG. 8