



US00D916132S

(12) **United States Design Patent**
Lee et al.

(10) **Patent No.:** **US D916,132 S**
(45) **Date of Patent:** **** Apr. 13, 2021**

(54) **DISPLAY SCREEN OR PORTION THEREOF WITH TRANSITIONAL GRAPHICAL USER INTERFACE**

(71) Applicant: **Samsung Electronics Co., Ltd.**,
Suwon-si (KR)

(72) Inventors: **Yongkoo Lee**, Seoul (KR); **Ji Hye Youn**, Seongnam-si (KR)

(73) Assignee: **Samsung Electronics Co., Ltd.**,
Suwon-si (KR)

(**) Term: **15 Years**

(21) Appl. No.: **29/689,289**

(22) Filed: **Apr. 29, 2019**

(30) **Foreign Application Priority Data**

Nov. 6, 2018 (KR) 30-2018-0051248

(51) **LOC (13) Cl.** **14-04**

(52) **U.S. Cl.**
USPC **D14/492; D14/490**

(58) **Field of Classification Search**
USPC 345/1.1, 1.2, 2.1–2.3, 3.1, 902; 715/763,
715/810, 836, 837, 846, 847, 977;
D14/485–495

CPC B60K 37/00; G06F 3/048–04897; G06F
3/013; G06F 3/017; G06F 3/165; G06F
3/197; G06F 17/212; G06T 13/80; G06T
15/02; G06Q 10/10; H04M 1/6075;
H04M 3/567; H04M 1/2477; H04M 1/26;
H04M 1/274582; H04L 12/581; H04L
12/813; H04L 12/1813; H04N 7/16

See application file for complete search history.

(56) **References Cited**

U.S. PATENT DOCUMENTS

D723,059 S * 2/2015 Shiplacoff D14/492
D752,640 S * 3/2016 Lee D14/492

D764,513 S * 8/2016 Kim D14/486
D766,318 S * 9/2016 Anzures D14/489
D772,267 S * 11/2016 Tanabe D14/486
D772,291 S * 11/2016 Nie D14/490
D821,437 S * 6/2018 Chaudhri D14/486
D823,329 S * 7/2018 Jeon D14/486
D828,371 S * 9/2018 Jedrzejowicz D14/486
D880,523 S * 4/2020 Kim D14/490
D898,077 S * 10/2020 Kim D14/490
D904,456 S * 12/2020 Hong D14/490
2010/0251177 A1 * 9/2010 Geppert H04M 1/27475
715/821

(Continued)

Primary Examiner — Cary M Robinson

(74) *Attorney, Agent, or Firm* — NSIP Law

(57) **CLAIM**

We claim the ornamental design for a display screen or portion thereof with transitional graphical user interface, as shown and described.

DESCRIPTION

FIG. 1 is the first image in a sequence for a display screen or portion thereof with transitional graphical user interface showing our new design;

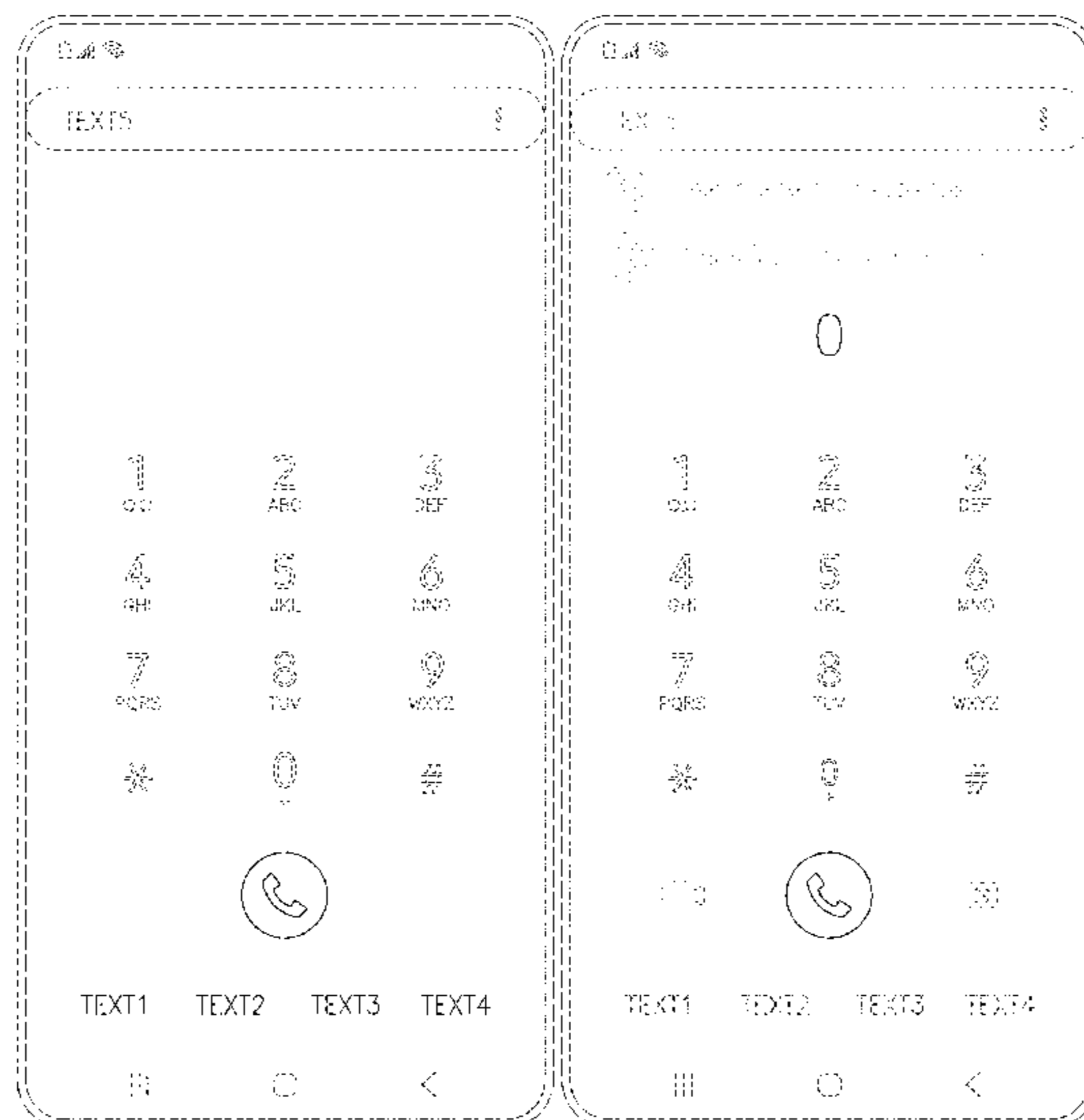
FIG. 2 is the second image thereof; and,

FIG. 3 is the third image thereof.

The outermost broken lines in the figures show the display screen or portion thereof and form no part of the claimed design. The remaining broken lines depict portions of the graphical user interface that form no part of the claimed design.

The appearance of the transitional graphical user interface sequentially transitions between the images shown in FIGS. 1 through 3. The process or period in which one image transitions to another forms no part of the claimed design.

1 Claim, 3 Drawing Sheets



(56)

References Cited

U.S. PATENT DOCUMENTS

2012/0096410 A1* 4/2012 Lancaster G06F 3/0482
715/854
2016/0070441 A1* 3/2016 Paek G06F 3/0483
715/773

* cited by examiner

FIG. 1

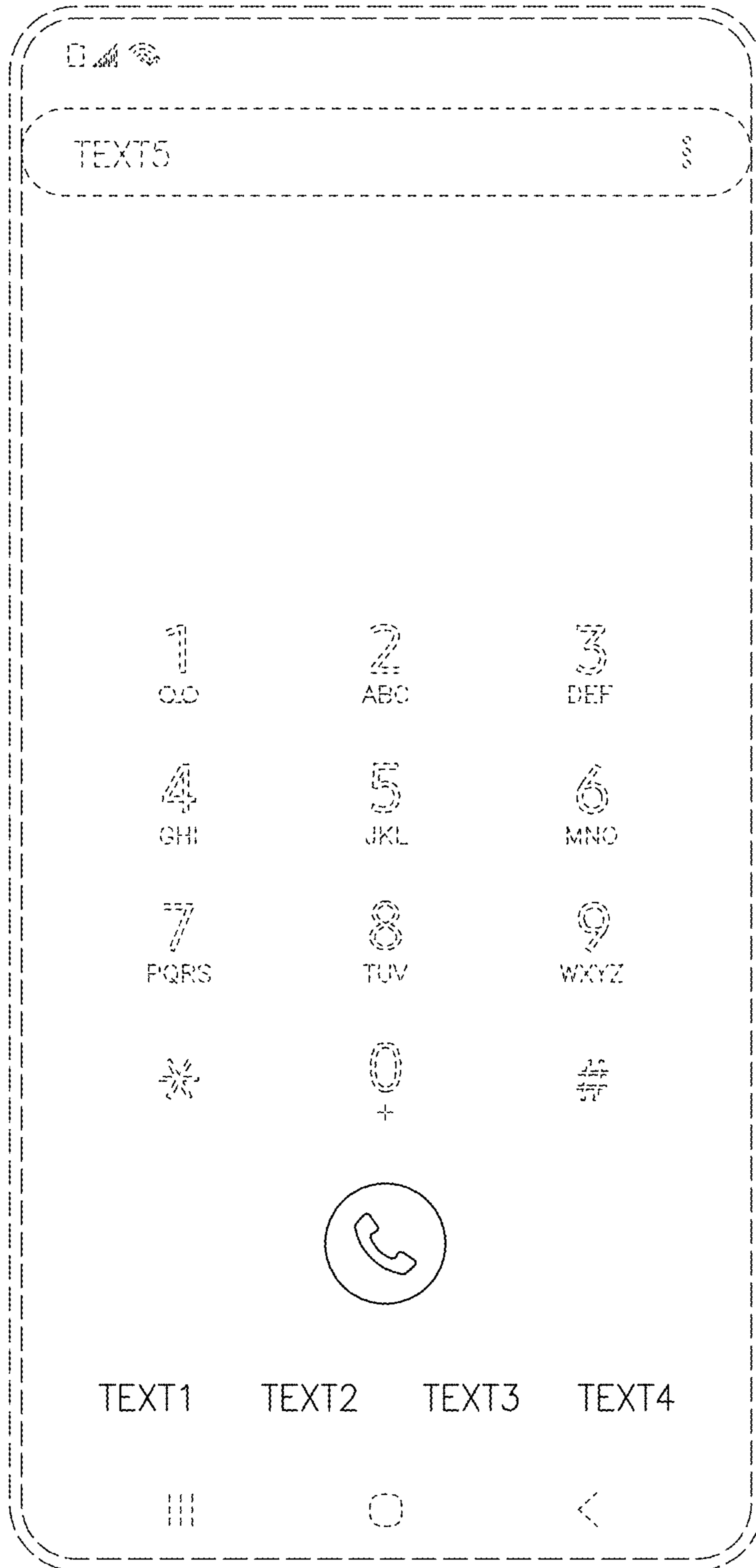


FIG. 2

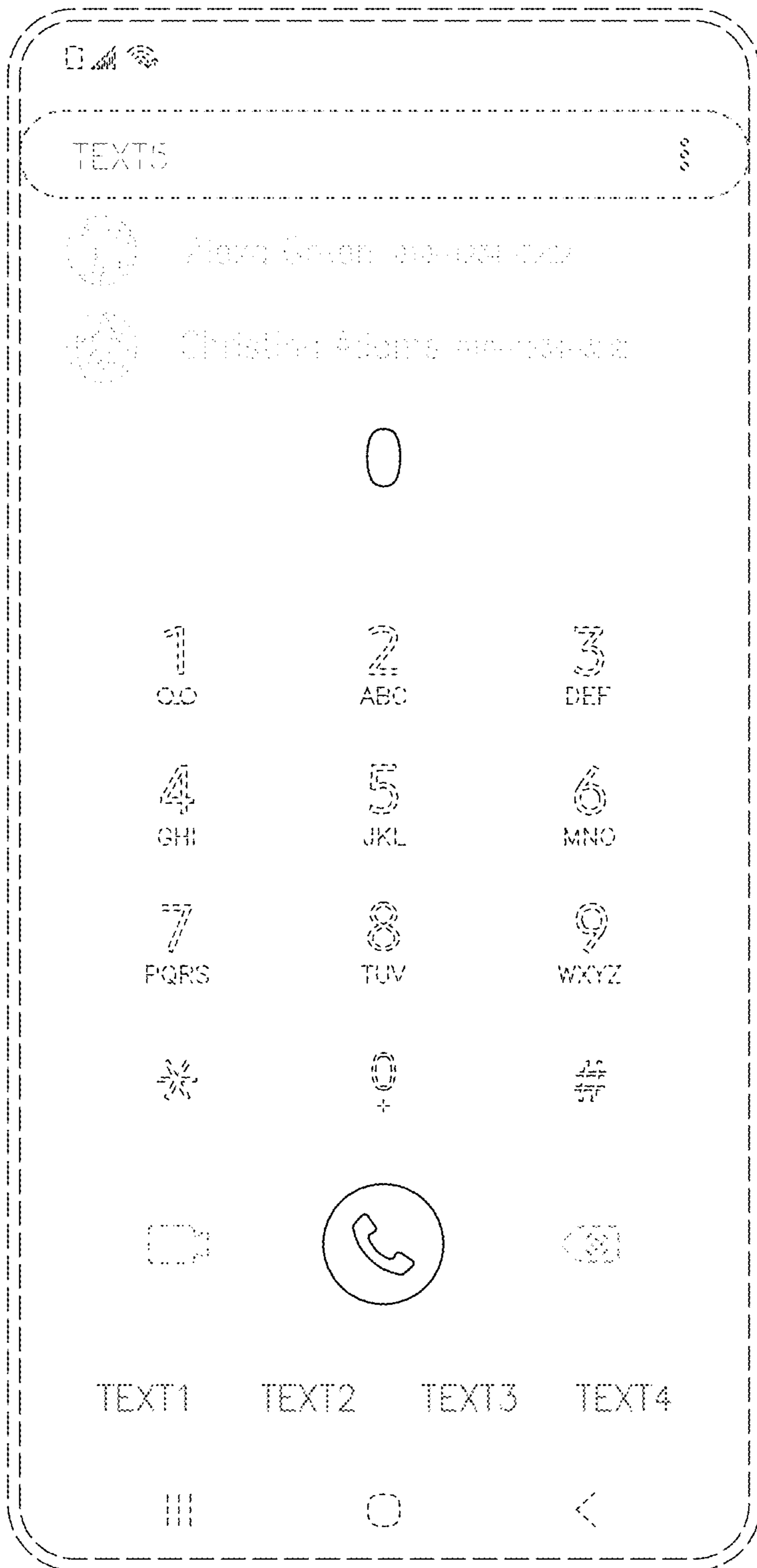


FIG. 3

