



US00D916126S

(12) **United States Design Patent**
Lee et al.

(10) **Patent No.:** **US D916,126 S**
(45) **Date of Patent:** **** Apr. 13, 2021**

(54) **DISPLAY SCREEN OR PORTION THEREOF WITH ICON**

(71) Applicant: **Samsung Electronics Co., Ltd.**,
Suwon-si (KR)

(72) Inventors: **Eunbin Lee**, Suwon-si (KR); **Youngshil Jang**, Suwon-si (KR); **Seonggu Jeon**, Suwon-si (KR); **Jinju Chu**, Suwon-si (KR)

(73) Assignee: **Samsung Electronics Co., Ltd.**,
Suwon-si (KR)

(**) Term: **15 Years**

(21) Appl. No.: **29/714,563**

(22) Filed: **Nov. 25, 2019**

(30) **Foreign Application Priority Data**

May 28, 2019 (KR) 30-2019-0025288

(51) **LOC (13) Cl.** **14-04**

(52) **U.S. Cl.**
USPC **D14/489**

(58) **Field of Classification Search**
USPC D14/485-95
CPC .. G06F 3/0481; G06F 3/0482; G06F 3/04812;
G06F 3/04817; G06F 3/0484; G06F
3/0485; G06F 3/048; G06F 3/0487; G06F
3/0488; G06F 3/04883; G06F 3/04886;
G06F 3/0489; G06F 3/0486; G06F
3/04842; G06F 3/04845; G06F 3/04847
See application file for complete search history.

(56) **References Cited**

U.S. PATENT DOCUMENTS

D304,958 S * 12/1989 Gutierrez D19/65
5,535,486 A * 7/1996 Cabili B42F 1/08
24/546

D471,225 S * 3/2003 Gray D14/488
D509,512 S * 9/2005 Hernandez D14/493
D562,343 S * 2/2008 Fletcher D14/488
D667,428 S 9/2012 Wujcik et al.
D667,429 S 9/2012 Wujcik et al.
D667,451 S 9/2012 Wujcik et al.
D667,452 S 9/2012 Wujcik et al.
D667,453 S 9/2012 Wujcik et al.
D667,457 S 9/2012 Wujcik et al.
D670,739 S 11/2012 Phelan
D671,143 S 11/2012 Phelan
D671,956 S * 12/2012 Dellinger D14/486
D676,865 S 2/2013 Phelan

(Continued)

FOREIGN PATENT DOCUMENTS

KR 30-2012-0010976 7/2012
KR 30-2014-0042301 6/2015
KR 30-2017-0054554 11/2018

OTHER PUBLICATIONS

https://www.iconfinder.com/icons/4645580/attach_attachment_error_file_paperclip_triangle_warning_icon (Year: 2019).*

Primary Examiner — Melanie H Tung
(74) *Attorney, Agent, or Firm* — NSIP Law

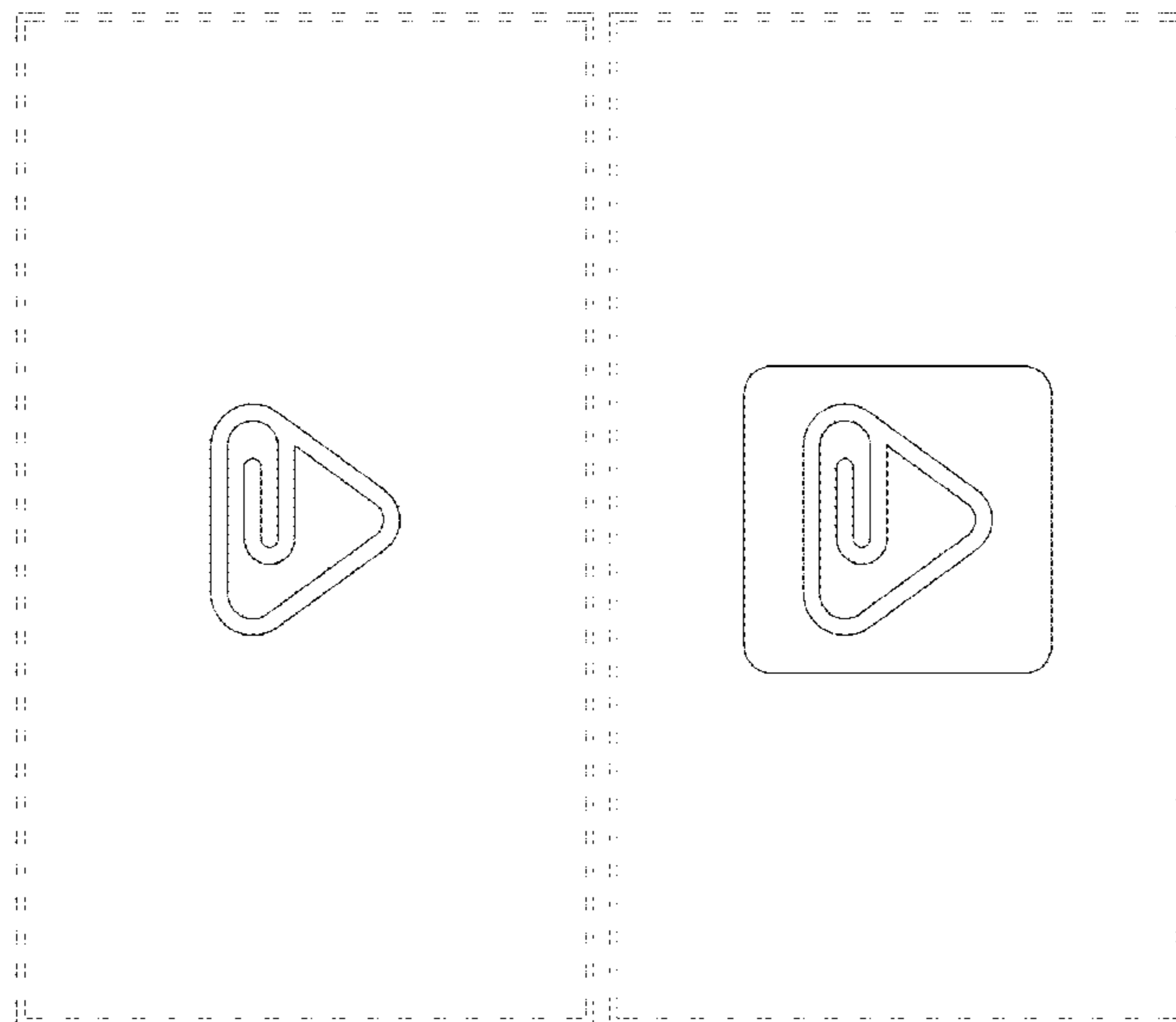
(57) **CLAIM**

We claim the ornamental design for a display screen or portion thereof with icon, as shown and described.

DESCRIPTION

FIG. 1 is a front view of a first embodiment of a display screen or portion thereof with icon showing our new design; FIG. 2 is a front view of a second embodiment thereof; FIG. 3 is a front view of a third embodiment thereof; and, FIG. 4 is a front view of a fourth embodiment thereof. The broken line showing of the display screen or portion thereof forms no part of the claimed design.

1 Claim, 4 Drawing Sheets



(56)

References Cited

U.S. PATENT DOCUMENTS

D677,271	S	3/2013	Phelan	
D677,275	S	3/2013	Wujcik et al.	
D677,278	S	3/2013	Wujcik et al.	
D677,690	S	3/2013	Phelan	
D683,754	S	6/2013	Phelan	
D683,755	S	6/2013	Phelan	
D683,756	S	6/2013	Phelan	
D683,760	S *	6/2013	Ridl	D14/489
D684,159	S	6/2013	Wujcik et al.	
D684,183	S	6/2013	Soegiono et al.	
D689,508	S *	9/2013	Baumann	D14/486
D691,172	S	10/2013	Wujcik et al.	
D704,222	S *	5/2014	Lee	D14/493
D709,908	S	7/2014	Wujcik et al.	
D716,819	S *	11/2014	Kotler	D14/485
D744,511	S *	12/2015	Baumann	D14/486
D774,087	S	12/2016	Kim et al.	
D841,047	S *	2/2019	Papolu	D14/487
D851,675	S	6/2019	Belg et al.	
2008/0189658	A1 *	8/2008	Jeong	G06F 3/0482 715/810
2013/0346898	A1 *	12/2013	Kokemohr	G06F 3/04845 715/769

* cited by examiner

FIG. 1




FIG. 2




FIG. 3




FIG. 4

