



US00D916081S

(12) **United States Design Patent**
Zou et al.

(10) **Patent No.:** **US D916,081 S**
(45) **Date of Patent:** **** Apr. 13, 2021**

- (54) **SMART WATCH AND BAND**
- (71) Applicant: **HUAWEI TECHNOLOGIES CO., LTD.**, Shenzhen (CN)
- (72) Inventors: **Jianbo Zou**, Shenzhen (CN); **Xudong Wang**, Shenzhen (CN); **Ning Yang**, Shenzhen (CN); **Dianzheng Guan**, Shenzhen (CN); **Yanjie Chen**, Shenzhen (CN); **Xiang Yuan**, Shenzhen (CN)
- (73) Assignee: **HUAWEI TECHNOLOGIES CO., LTD.**, Shenzhen (CN)
- (**) Term: **15 Years**
- (21) Appl. No.: **35/507,779**
- (22) Filed: **Mar. 27, 2019**
- (80) **Hague Agreement Data**
 Int. Filing Date: **Mar. 27, 2019**
 Int. Reg. No.: **DM/203979**
 Int. Reg. Date: **Mar. 27, 2019**
 Int. Reg. Pub. Date: **Nov. 15, 2019**

- (30) **Foreign Application Priority Data**
 Sep. 27, 2018 (CN) 201830544999.5
 Sep. 27, 2018 (CN) 201830545118.1
 (Continued)
- (51) **LOC (13) Cl.** **10-02**
- (52) **U.S. Cl.**
 USPC **D14/344; D10/32**
- (58) **Field of Classification Search**
 USPC D10/1, 2, 15, 21, 30, 31, 32, 38; D11/5, D11/93, 94, 99; D14/344
 (Continued)

- (56) **References Cited**
 U.S. PATENT DOCUMENTS
 D736,652 S * 8/2015 Isaacs D10/32
 D747,714 S * 1/2016 Erbeus D14/344
 (Continued)

Primary Examiner — Robert M. Spear
(74) *Attorney, Agent, or Firm* — Kilpatrick Townsend & Stockton LLP


(57) **CLAIM**

The ornamental design for a smart watch and band, as shown and described.

DESCRIPTION

FIG. 2.1 is a front view of a first embodiment of smart watch and band, showing our new design;
 FIG. 2.2 is a back view thereof;
 FIG. 2.3 is a left view thereof;
 FIG. 2.4 is a right view thereof;
 FIG. 2.5 is a top view thereof;
 FIG. 2.6 is a bottom view thereof;
 FIG. 2.7 is a front perspective view thereof;
 FIG. 2.8 is a back perspective view thereof;
 FIG. 3.1 is a front view of a second embodiment of smart watch and band, showing our new design;
 FIG. 3.2 is a back view thereof;
 FIG. 3.3 is a left view thereof;
 FIG. 3.4 is a right view thereof;
 FIG. 3.5 is a top view thereof;
 FIG. 3.6 is a bottom view thereof;
 FIG. 3.7 is a front perspective view thereof;
 FIG. 3.8 is a back perspective view thereof;
 FIG. 6.1 is a front view of a third embodiment of smart watch and band, showing our new design;
 FIG. 6.2 is a back view thereof;
 FIG. 6.3 is a left view thereof;
 FIG. 6.4 is a right view thereof;
 FIG. 6.5 is a top view thereof;
 FIG. 6.6 is a bottom view thereof; and
 FIG. 6.7 is a front perspective view thereof.

1 Claim, 23 Drawing Sheets



(30) Foreign Application Priority Data

Sep. 27, 2018 (CN) 201830545180.0
 Sep. 27, 2018 (CN) 201830545194.2
 Sep. 27, 2018 (CN) 201830545201.9
 Oct. 17, 2018 (CN) 201830579684.4

(58) Field of Classification Search

CPC . G04F 7/06; G04F 7/062; G04F 7/065; G04F
 7/067; G04F 8/00; G04F 8/006; G04G
 17/00; G04G 17/086; G04G 17/005;
 G04G 13/028; G04G 11/00; G04G 9/00;
 G04C 17/00; G04B 19/00; G04B 19/04;
 A44C 5/00; A44C 5/0007; A44C 5/0053;
 A44C 5/10; A44C 5/14

See application file for complete search history.

(56) References Cited

U.S. PATENT DOCUMENTS

D759,516 S * 6/2016 Ling D10/70
 D805,929 S * 12/2017 Akana D10/70
 D809,938 S * 2/2018 Hou D10/30

D817,784 S * 5/2018 Swenson D10/32
 D822,836 S * 7/2018 Wu D24/186
 D823,853 S * 7/2018 Yoshimoto D14/344
 D827,838 S * 9/2018 Lillquist D24/186
 D833,412 S * 11/2018 Guan D14/186
 D839,753 S * 2/2019 Domke D10/30
 D846,747 S * 4/2019 Lillquist D24/186
 D852,648 S * 7/2019 Chen D10/32
 D855,813 S * 8/2019 Hu D24/186
 D856,160 S * 8/2019 Yu D10/32
 D860,819 S * 9/2019 Moreau D10/32
 D862,462 S * 10/2019 Zhang D14/344
 D864,767 S * 10/2019 Vandenbussche D10/70
 D867,179 S * 11/2019 Akana D10/70
 D869,461 S * 12/2019 Ke D14/344
 D871,402 S * 12/2019 Jeon D14/344
 D875,555 S * 2/2020 Komulainen D10/32
 D876,244 S * 2/2020 Park D10/32
 D876,966 S * 3/2020 Shi D10/30
 D877,627 S * 3/2020 Muller D10/30
 D881,876 S * 4/2020 Xiao D14/344
 D889,459 S * 7/2020 Zhang D14/344
 D895,614 S * 9/2020 Vandenbussche D14/344
 D895,615 S * 9/2020 Vandenbussche D14/344

* cited by examiner




FIG. 2.1




FIG. 2.2



FIG. 2.3



FIG. 2.4

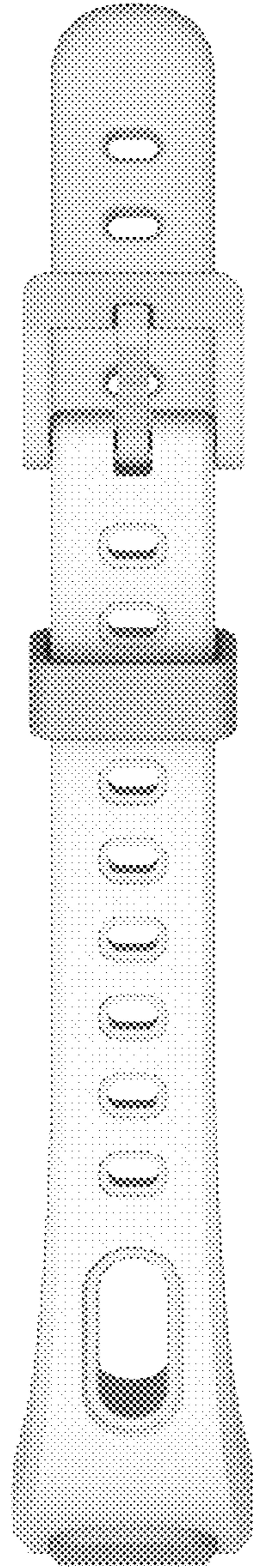


FIG. 2.5




FIG. 2.6



FIG. 2.7



FIG. 2.8




FIG. 3.1




FIG. 3.2



FIG. 3.3



FIG. 3.4

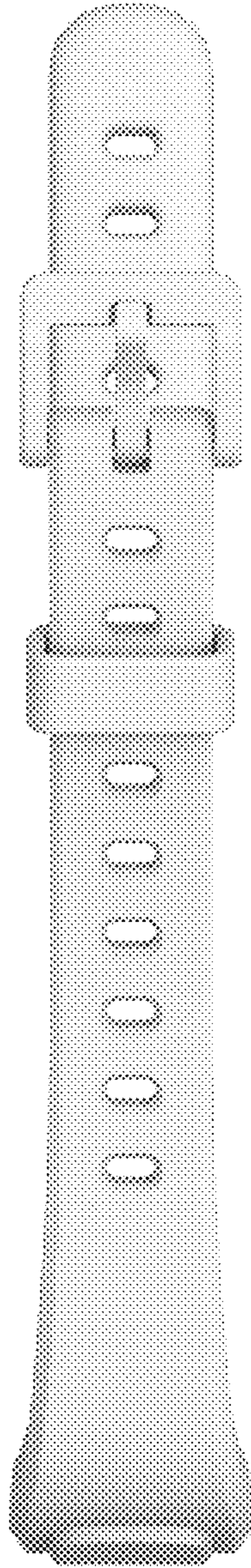


FIG. 3.5




FIG. 3.6



FIG. 3.7



FIG. 3.8



FIG. 6.1



FIG. 6.2




FIG. 6.3




FIG. 6.4




FIG. 6.5




FIG. 6.6



FIG. 6.7