



US00D916050S

(12) **United States Design Patent** (10) **Patent No.:** **US D916,050 S**  
**Xu** (45) **Date of Patent:** **\*\* Apr. 13, 2021**

(54) **HEADSET**  
(71) Applicant: **Chuanchun Xu**, Shaoyang (CN)  
(72) Inventor: **Chuanchun Xu**, Shaoyang (CN)  
(\*\*) Term: **15 Years**  
(21) Appl. No.: **29/763,538**  
(22) Filed: **Dec. 23, 2020**  
(51) **LOC (13) Cl.** ..... **14-01**  
(52) **U.S. Cl.**  
USPC ..... **D14/206**  
(58) **Field of Classification Search**  
USPC ..... D14/206, 205, 240, 225, 253, 142, 223;  
D24/174; 128/864, 865, 866; 381/380,  
381/381; 455/90.3, 575.1, 569.1  
CPC ..... H04R 1/10; H04R 25/00; H04R 19/04;  
H04R 1/1066; H04R 1/1016; H04R  
5/033; H04R 5/0335; H04R 1/105; H04R  
1/1083  
See application file for complete search history.

(56) **References Cited**  
U.S. PATENT DOCUMENTS  
D272,904 S \* 3/1984 Kawano ..... D14/205  
D460,960 S \* 7/2002 Kao ..... D14/223  
D471,537 S \* 3/2003 Ham ..... D14/223  
D492,667 S \* 7/2004 Skulley ..... D14/223  
D494,568 S \* 8/2004 Pan ..... D14/206  
D494,569 S \* 8/2004 Ma ..... D14/223  
6,771,790 B2 \* 8/2004 Liu ..... H04M 1/05  
381/375  
D498,750 S \* 11/2004 Ma ..... D14/223  
D499,397 S \* 12/2004 Hlas ..... D14/223  
D512,992 S \* 12/2005 Murakami ..... D14/223  
D517,054 S \* 3/2006 Yang ..... D14/205  
D518,816 S \* 4/2006 Naito ..... D14/205  
7,050,598 B1 \* 5/2006 Ham ..... H04R 1/105  
381/330  
7,106,877 B1 \* 9/2006 Linville ..... H04R 1/105  
381/370

7,346,180 B2 \* 3/2008 Ham ..... H04R 1/105  
381/370  
D566,104 S \* 4/2008 Suzuki ..... D14/223  
D581,900 S \* 12/2008 Gaddes ..... D14/206  
D582,388 S \* 12/2008 Nielsen ..... D14/205  
D598,895 S \* 8/2009 Bentley ..... D14/206  
D604,718 S \* 11/2009 Paterson ..... D14/206  
D622,266 S \* 8/2010 Tzeng ..... D14/223  
D635,559 S \* 4/2011 Rye ..... D14/223  
D640,232 S \* 6/2011 Brandis ..... D14/206  
D647,514 S \* 10/2011 Wikel ..... D14/223  
8,285,208 B2 \* 10/2012 Terlizzi ..... H04M 1/6058  
455/41.2  
D690,288 S \* 9/2013 Son ..... D14/223  
D707,659 S \* 6/2014 Henning ..... D14/223  
D717,767 S \* 11/2014 Mistry ..... D14/206  
D726,147 S \* 4/2015 Tran ..... D14/206

(Continued)

**FOREIGN PATENT DOCUMENTS**

CN 304095417 \* 4/2017  
*Primary Examiner* — Paula Allen Greene

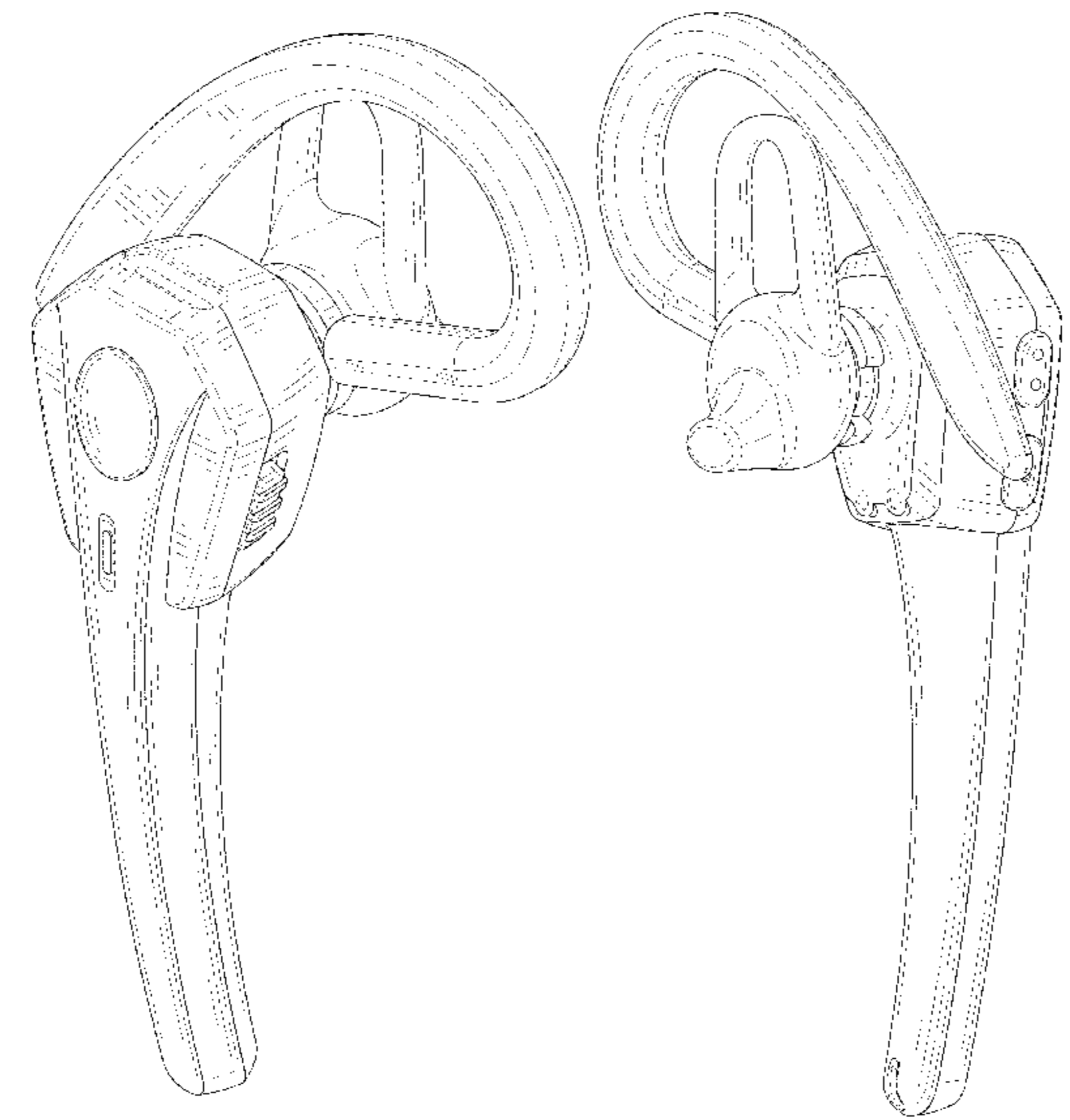
(57) **CLAIM**

The ornamental design for a headset, as shown and described.

**DESCRIPTION**

FIG. 1 is a perspective view of a headset showing my new design;  
FIG. 2 is another perspective view thereof;  
FIG. 3 is a front elevational view thereof  
FIG. 4 is a rear elevational view thereof;  
FIG. 5 is a left side elevational view thereof;  
FIG. 6 is a right side elevational view thereof;  
FIG. 7 is a top plan view thereof; and,  
FIG. 8 is a bottom plan view thereof.  
The broken lines in the drawings depict portions of the headset that form no part of the claimed design.

**1 Claim, 8 Drawing Sheets**



(56)

References Cited

U.S. PATENT DOCUMENTS

D730,877	S *	6/2015	Harper	.....	D14/223
D732,007	S *	6/2015	Oksman	.....	D14/223
D750,043	S *	2/2016	Birger	.....	D14/206
D762,623	S *	8/2016	Gondo	.....	D14/223
D784,290	S *	4/2017	Paterson	.....	D14/205
D784,291	S *	4/2017	Paterson	.....	D14/206
D789,331	S *	6/2017	Paterson	.....	D14/225
D797,076	S *	9/2017	Zhang	.....	D14/206
9,764,792	B2 *	9/2017	Pacenti	.....	B62K 21/12
D812,040	S *	3/2018	Yan	.....	D14/206
D813,849	S *	3/2018	Andreen	.....	D14/223
D814,444	S *	4/2018	Liu	.....	D14/223
D828,327	S *	9/2018	Birger	.....	D14/206
D830,337	S *	10/2018	Yan	.....	D14/206
D830,338	S *	10/2018	Yan	.....	D14/206
D830,339	S *	10/2018	Yan	.....	D14/206
D838,259	S	1/2019	Samrelius		
D838,688	S *	1/2019	Liu	.....	D14/206
D851,065	S *	6/2019	Yan	.....	D14/206
D855,036	S *	7/2019	Yan	.....	D14/206
D872,707	S *	1/2020	Liu	.....	D14/206
D903,633	S *	12/2020	Vargo	.....	D14/206
D903,634	S *	12/2020	Lu	.....	D14/206
2009/0116678	A1 *	5/2009	Bevirt	.....	H04M 1/05 381/381
2013/0195310	A1 *	8/2013	Lin	.....	H04R 1/105 381/380
2013/0216087	A1 *	8/2013	MacDonald	.....	H04R 1/105 381/381

\* cited by examiner

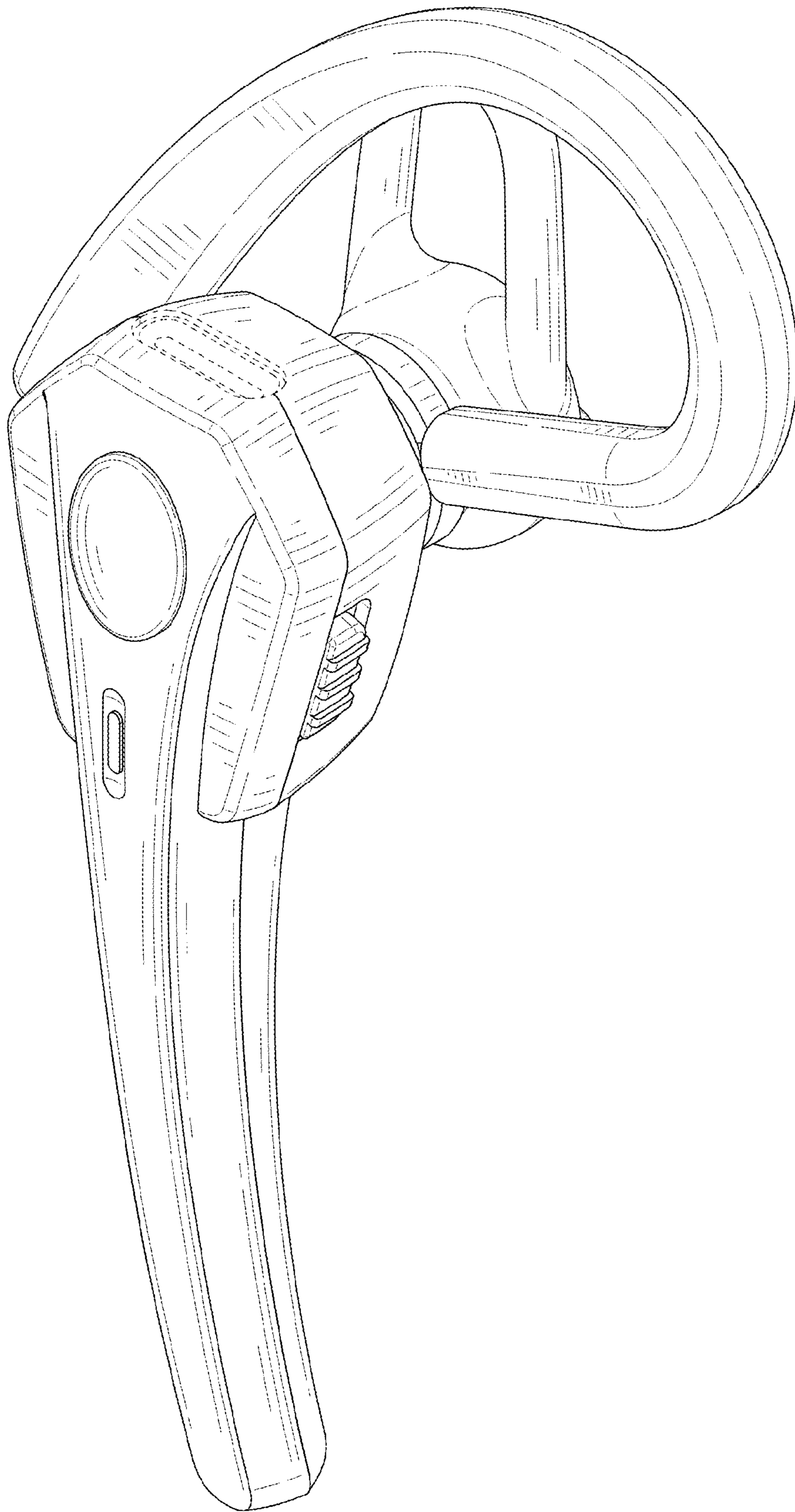


FIG. 1




FIG. 2

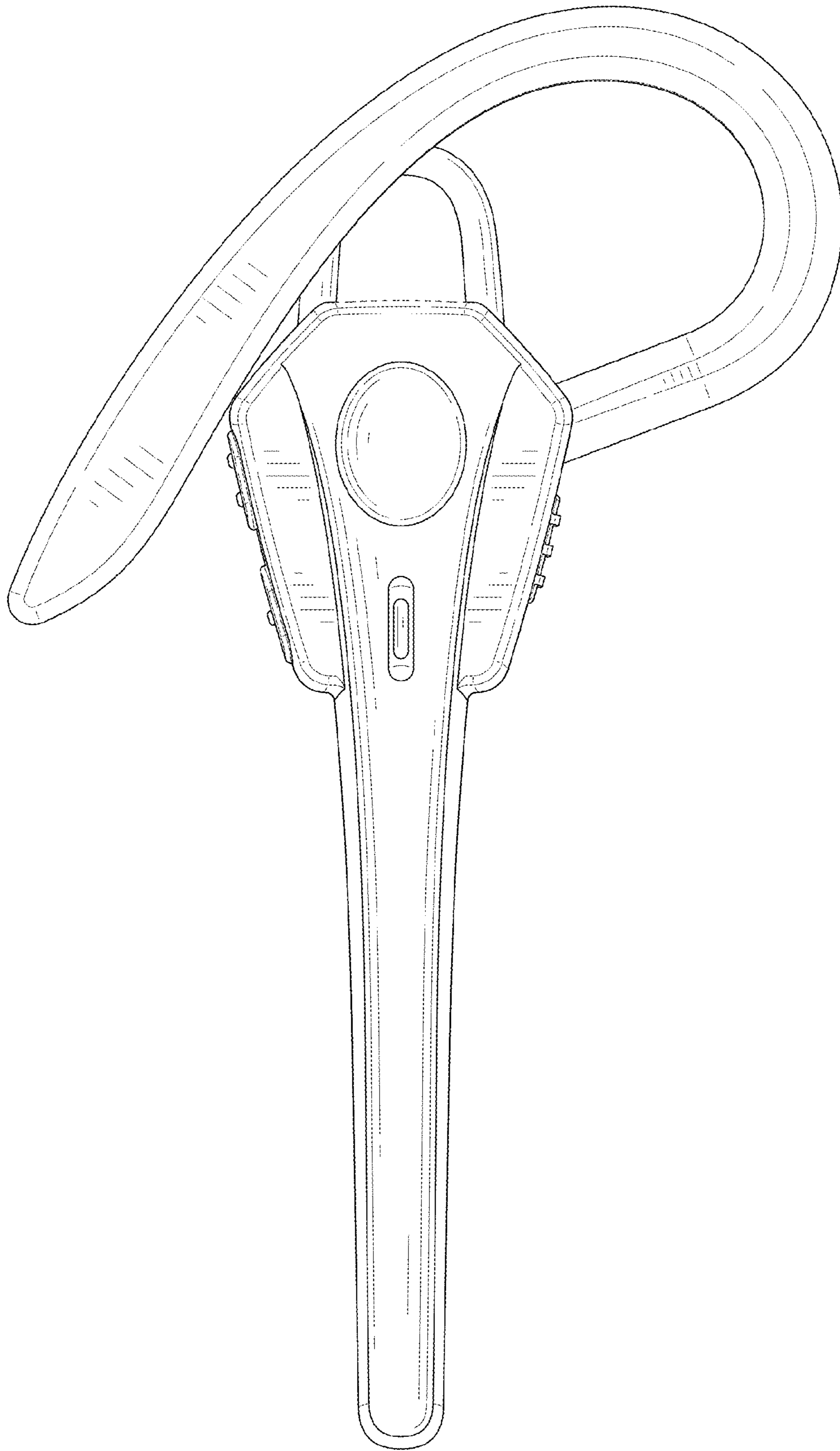


FIG. 3

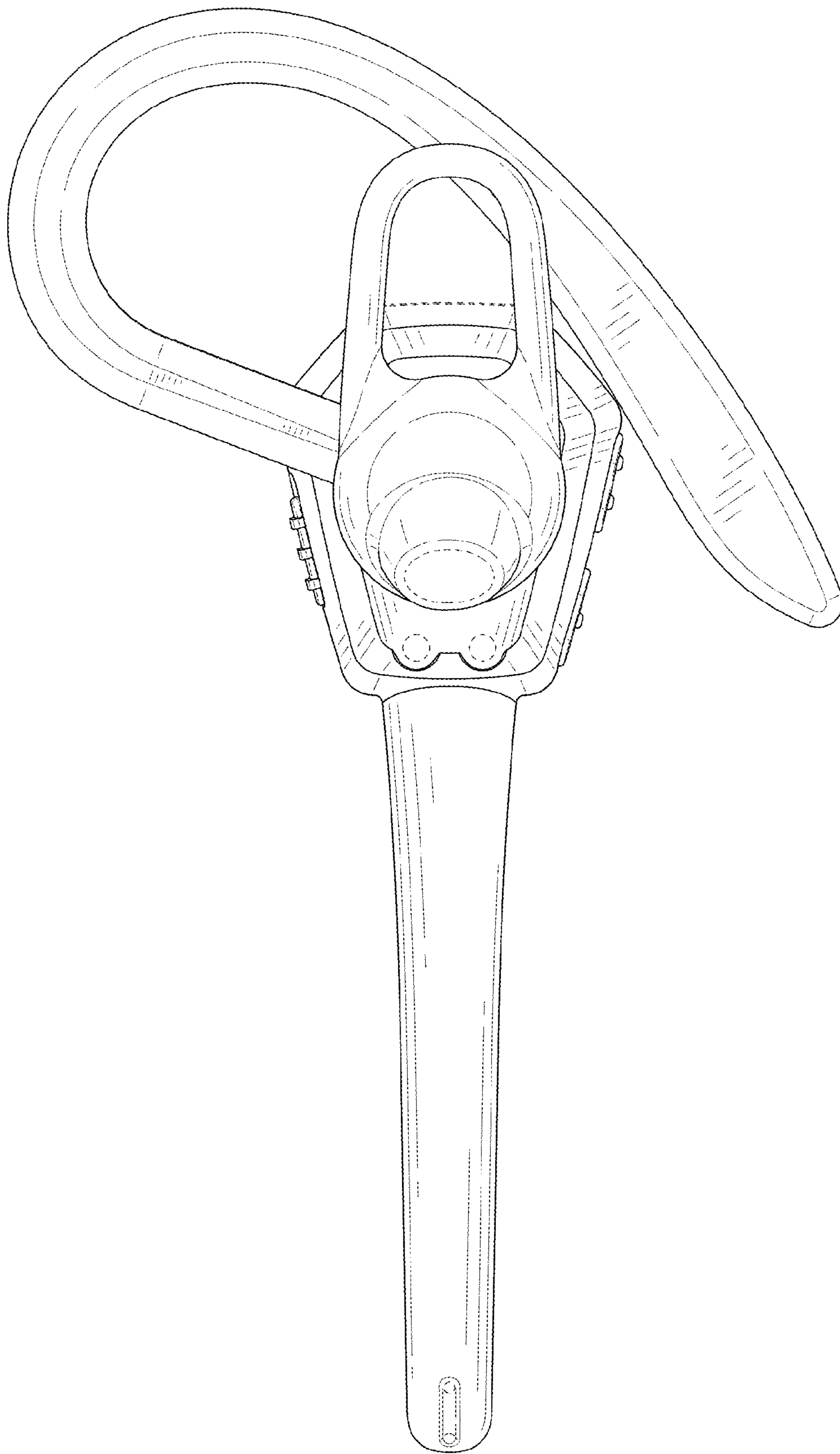


FIG. 4

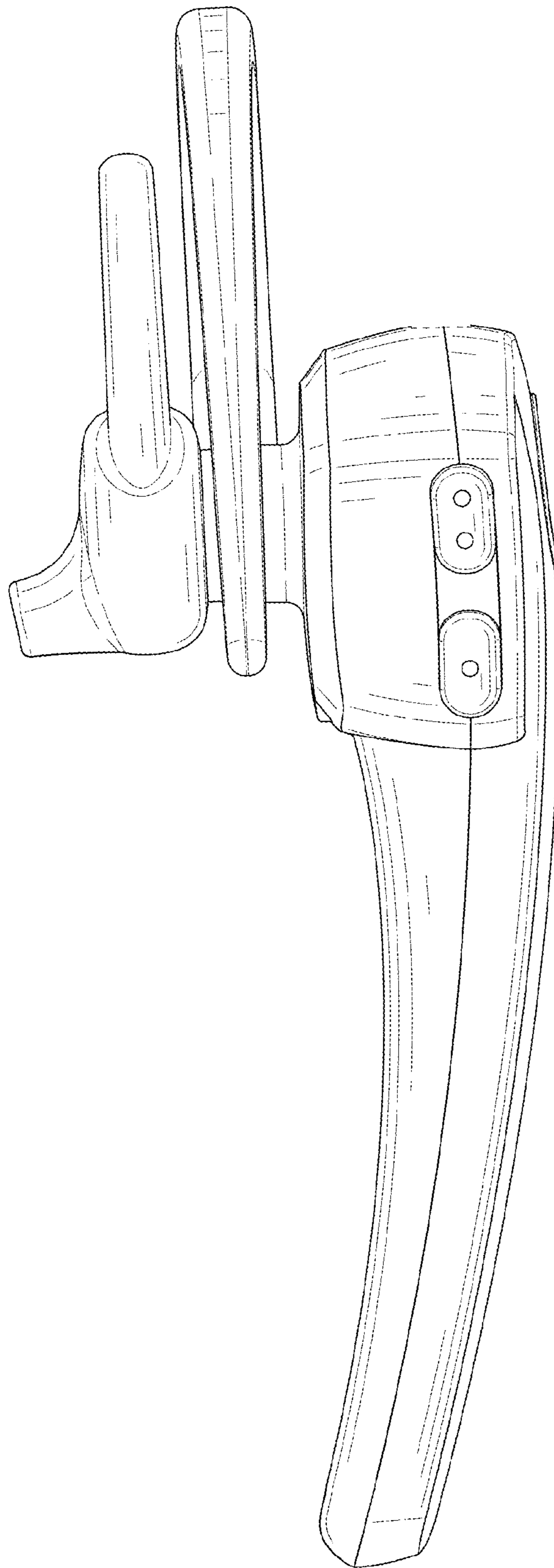


FIG. 5

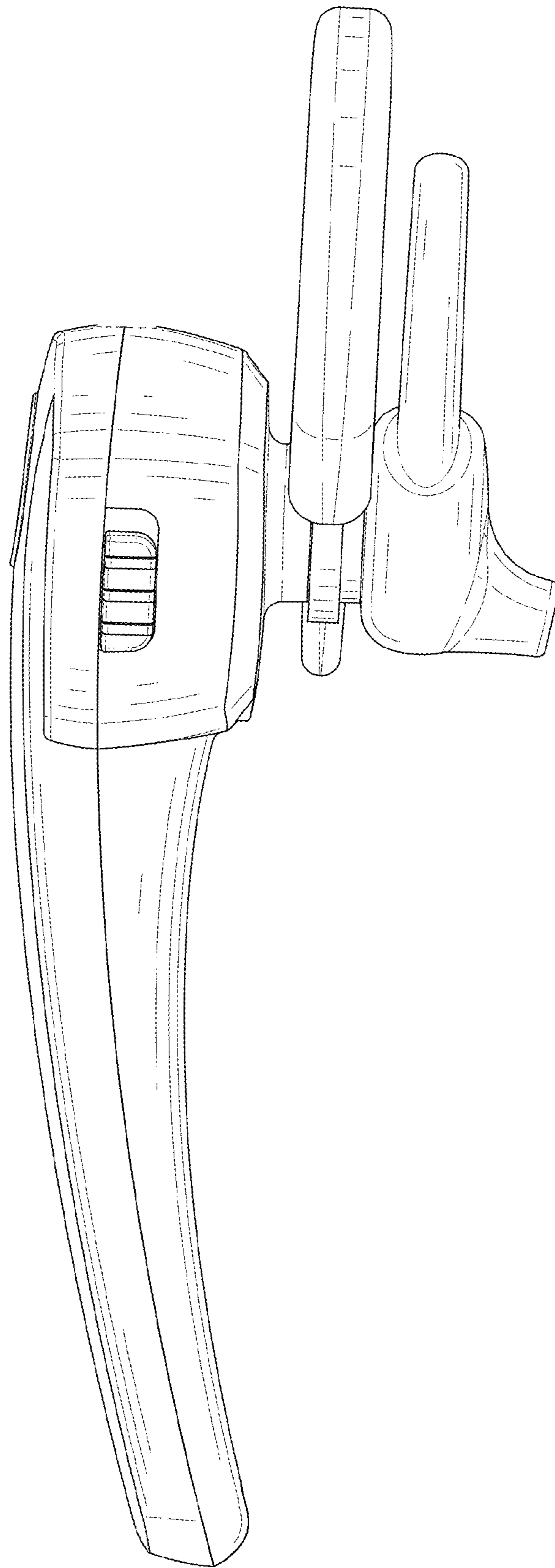


FIG. 6



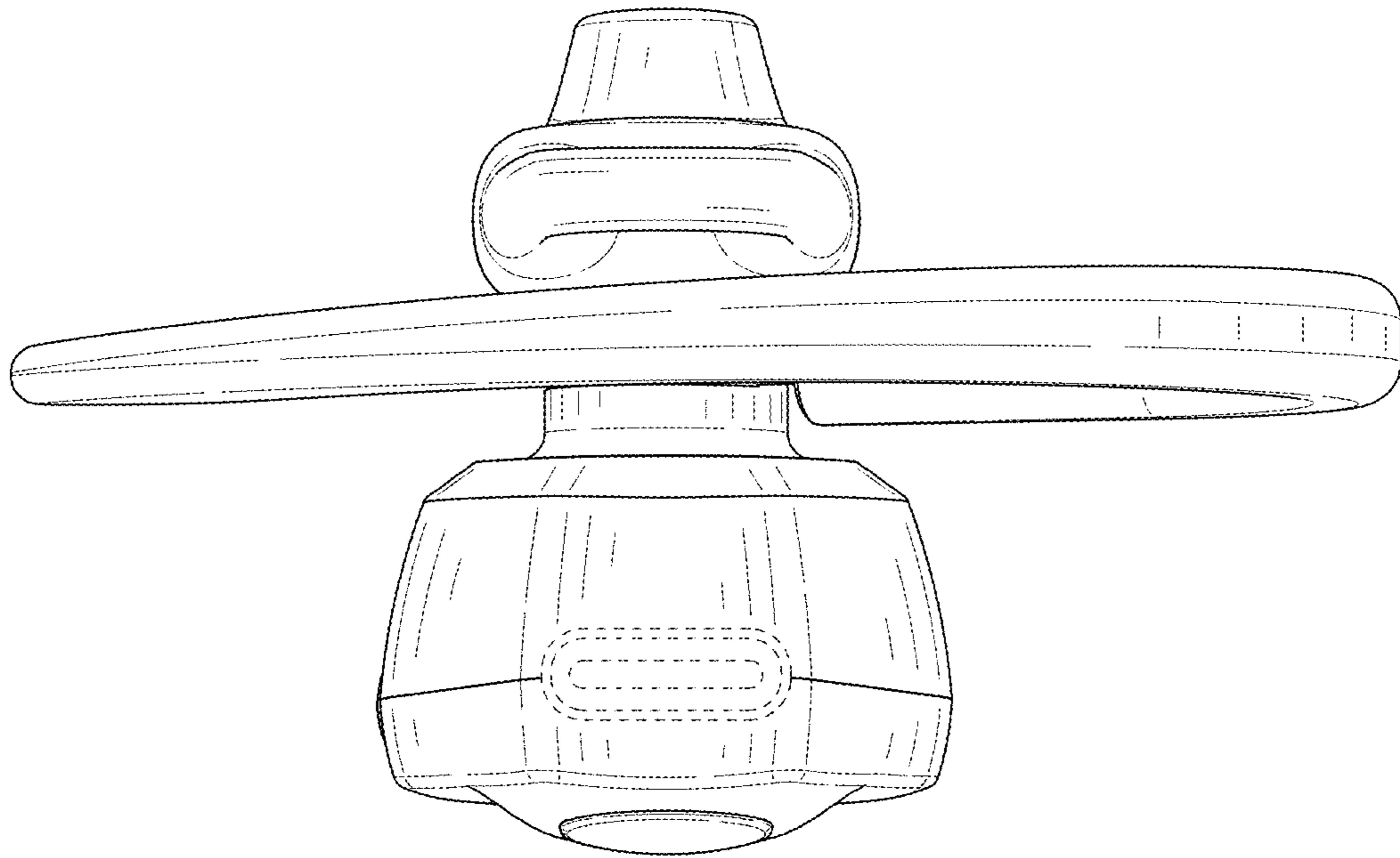


FIG. 7

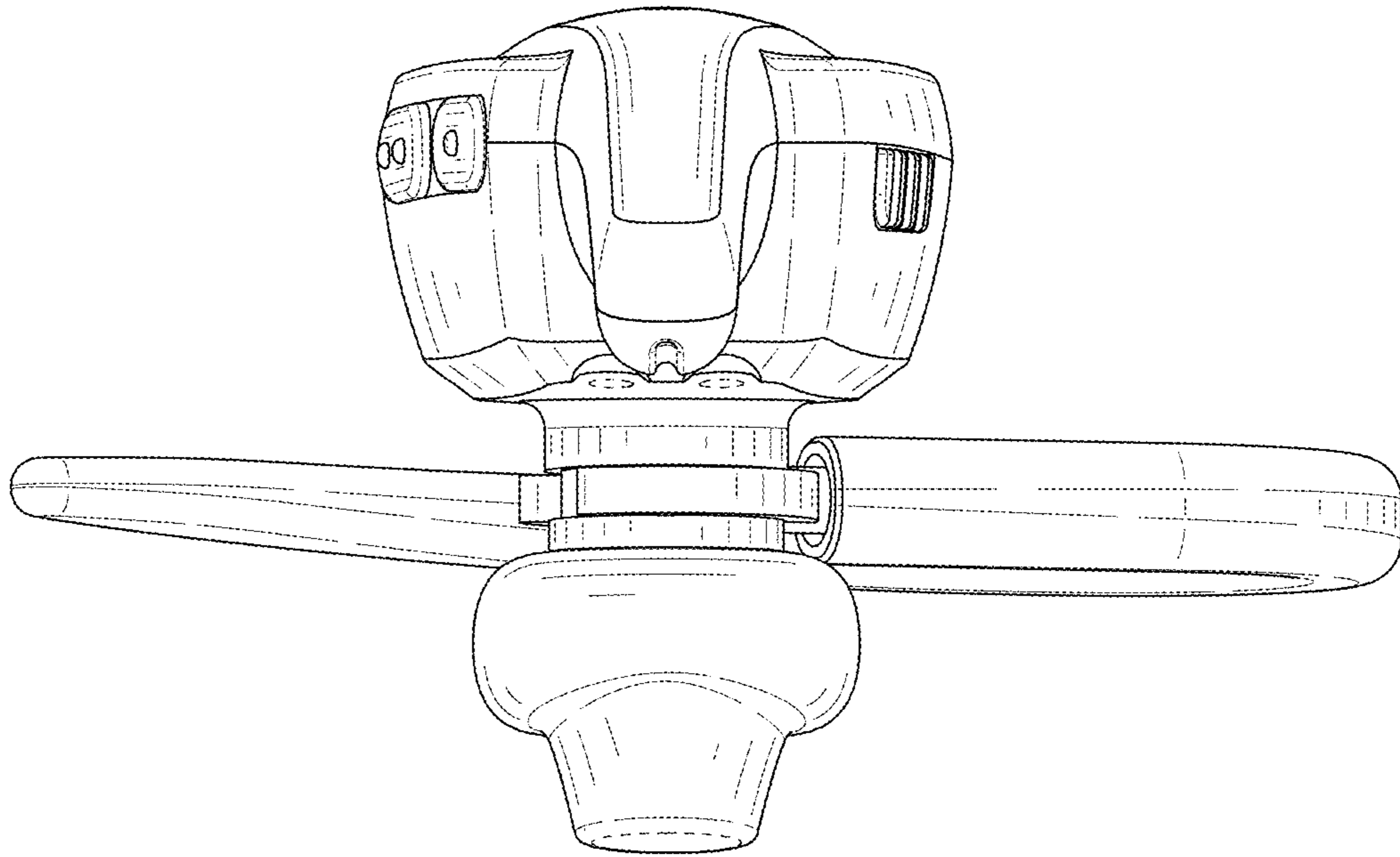


FIG. 8