



US00D916012S

(12) **United States Design Patent** (10) **Patent No.:** **US D916,012 S**
Finocchiaro (45) **Date of Patent:** **** Apr. 13, 2021**

(54) **JUMPSTARTER**
(71) Applicant: **Brown & Watson International Pty Ltd, Knoxfield (AU)**
(72) Inventor: **Mark Finocchiaro, Northcote (AU)**
(73) Assignee: **BROWN & WATSON INTERNATIONAL PTY LTD, Victoria (AU)**
(**) Term: **15 Years**
(21) Appl. No.: **29/688,779**
(22) Filed: **Apr. 24, 2019**

D466,475 S 12/2002 Super et al.
D480,357 S * 10/2003 Miao D13/107
D484,852 S 1/2004 James et al.
D504,396 S 4/2005 Hussaini et al.
D504,870 S 5/2005 Krieger et al.
D511,491 S 11/2005 Hriscu et al.
D514,509 S 2/2006 Krieger et al.
D523,395 S 6/2006 Krieger et al.
D593,941 S * 6/2009 Ellsworth D13/107
D595,222 S 6/2009 Ellsworth
D601,495 S 10/2009 Shum et al.
D609,633 S 2/2010 Daniels et al.
D609,634 S 2/2010 Daniels et al.
D616,377 S 5/2010 Bussen et al.
D620,881 S 8/2010 Daniels et al.
D636,331 S * 4/2011 Inskeep D13/107
D654,865 S 2/2012 Dumelle et al.

(Continued)

(30) **Foreign Application Priority Data**

Oct. 24, 2018 (AU) 201816347
(51) **LOC (13) Cl.** **13-02**
(52) **U.S. Cl.**
USPC **D13/107**
(58) **Field of Classification Search**
USPC D13/106-110, 118, 184; D15/9
CPC Y02E 60/12; Y02T 90/14; Y02T 90/122;
Y02T 90/128; Y02T 90/163; Y02T
10/7005; Y02T 10/705; Y02T 10/7088;
H02J 7/025; H02J 7/0042; H02J 7/0044;
H02J 7/0045; H02J 7/0013; H02J 7/0003;
H02J 7/0034; H02J 7/0054; H02J 7/1423;
H02J 2001/006; H01F 38/14; H01R
13/6675; H01M 2/1022; H01M 2/1055;
H01M 10/44; H01M 10/46; H01M
10/425; B60L 11/182
See application file for complete search history.

(56) **References Cited**

U.S. PATENT DOCUMENTS

D257,882 S * 1/1981 Rawson D13/107
D432,985 S 10/2000 Wan

OTHER PUBLICATIONS

U.S. Appl. No. 29/688,756, filed Apr. 24, 2019; Non-Final Office Action dated May 14, 2020; 11 pages.

(Continued)

Primary Examiner — Nathaniel D. Buckner
(74) *Attorney, Agent, or Firm* — Cantor Colburn LLP

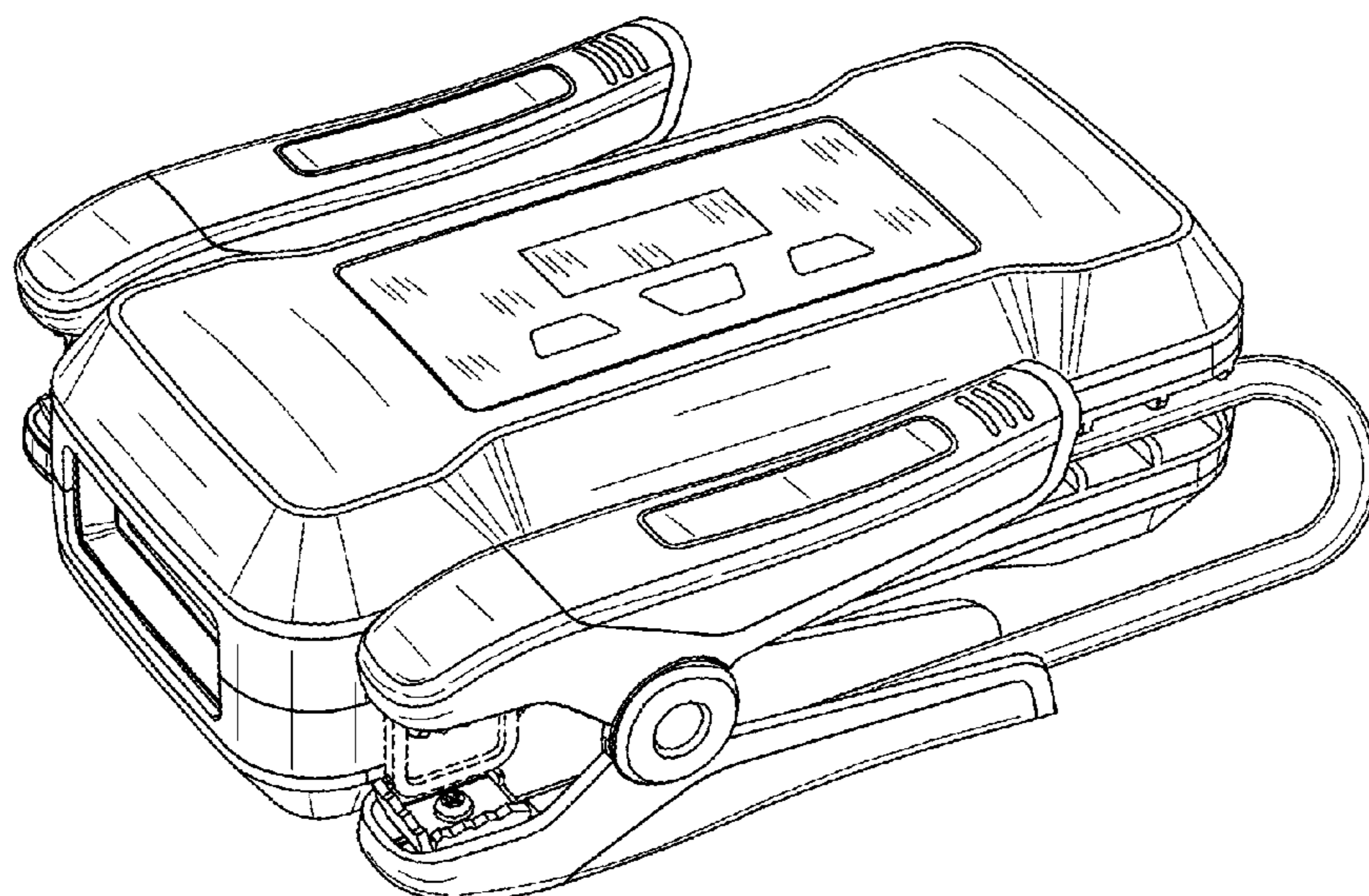
(57) **CLAIM**

The ornamental design for a jumpstarter, as shown and described.

DESCRIPTION

FIG. 1 is front view of a jumpstarter showing my new design;
FIG. 2 is a bottom view thereof;
FIG. 3 is a side view thereof, the opposite being a mirror image;
FIG. 4 is a top view thereof;
FIG. 5 is a top front perspective view thereof; and,
FIG. 6 is a top rear perspective view thereof.

1 Claim, 6 Drawing Sheets



(56)

References Cited

U.S. PATENT DOCUMENTS

D660,793	S	*	5/2012	Inskeep	D13/107
D674,747	S		1/2013	Nierescher et al.	
D697,472	S	*	1/2014	Lai	D13/107
D710,301	S		8/2014	Ferro	
D711,318	S	*	8/2014	Xinfang	D13/103
D722,954	S		2/2015	James	
D780,686	S		3/2017	Glasow	
D780,689	S	*	3/2017	Inskeep	D13/107
D789,292	S	*	6/2017	Kotsubo	D13/107
D803,151	S	*	11/2017	Zhou	D13/107
D811,324	S		2/2018	Inskeep	
D821,306	S	*	6/2018	Liu	D13/107
D823,243	S	*	7/2018	Toscani	D13/107
D864,253	S		10/2019	Thorne et al.	
D871,334	S		12/2019	Chen	
2011/0187322	A1	*	8/2011	Inskeep	H02J 7/04 320/109

OTHER PUBLICATIONS

U.S. Appl. No. 29/688,765, filed Apr. 24, 2019; Non-Final Office Action dated May 15, 2020; 13 pages.

* cited by examiner

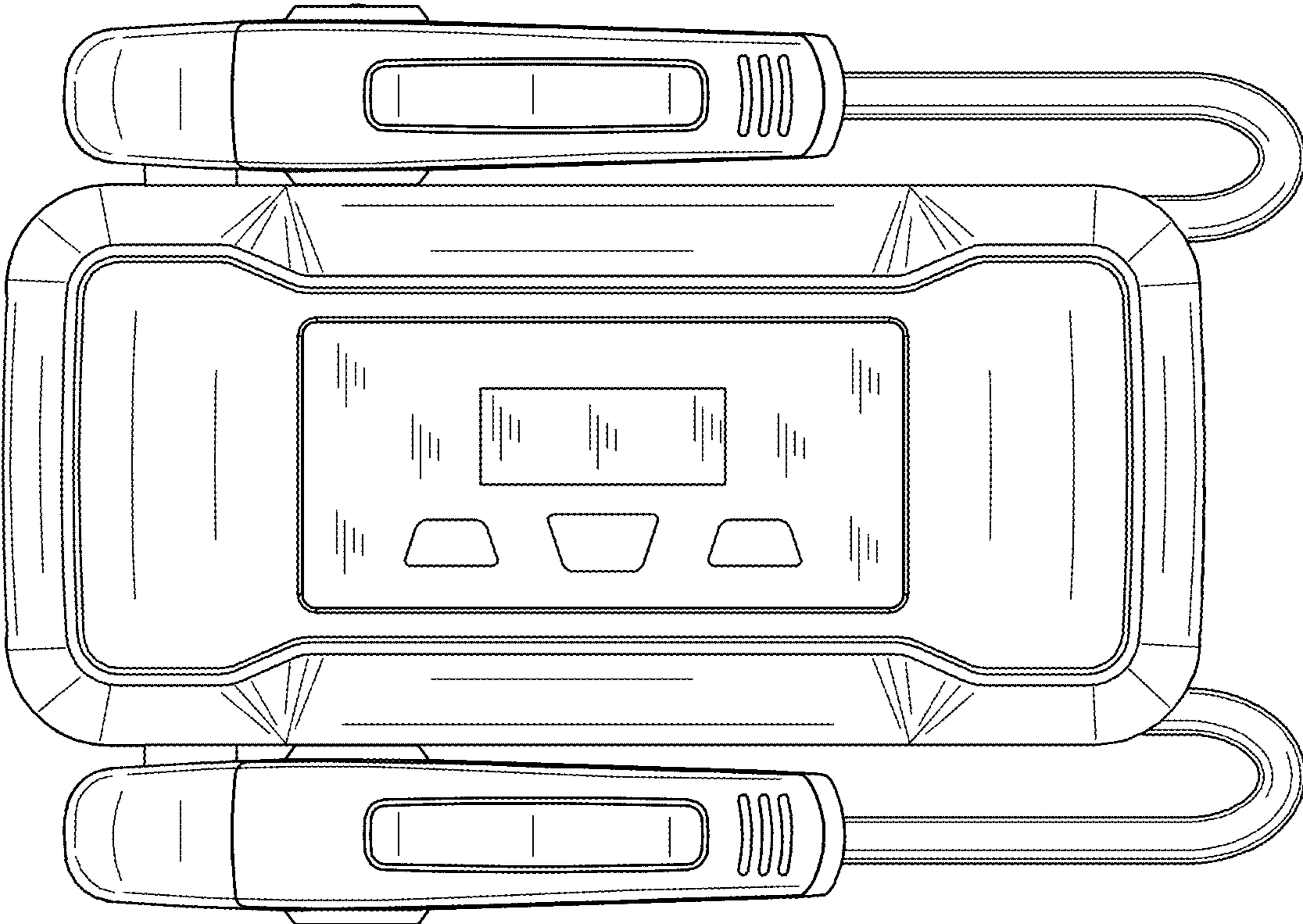


FIGURE 1

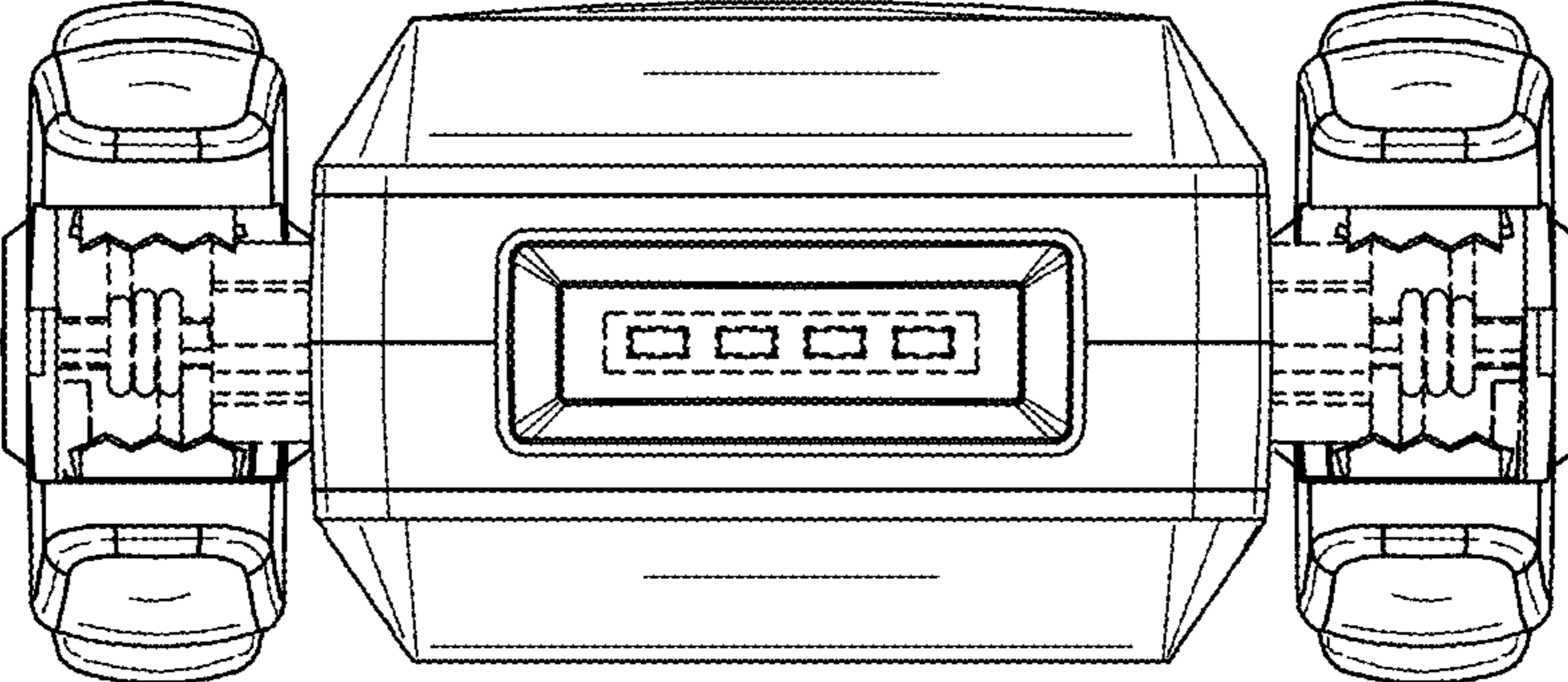


FIGURE 2

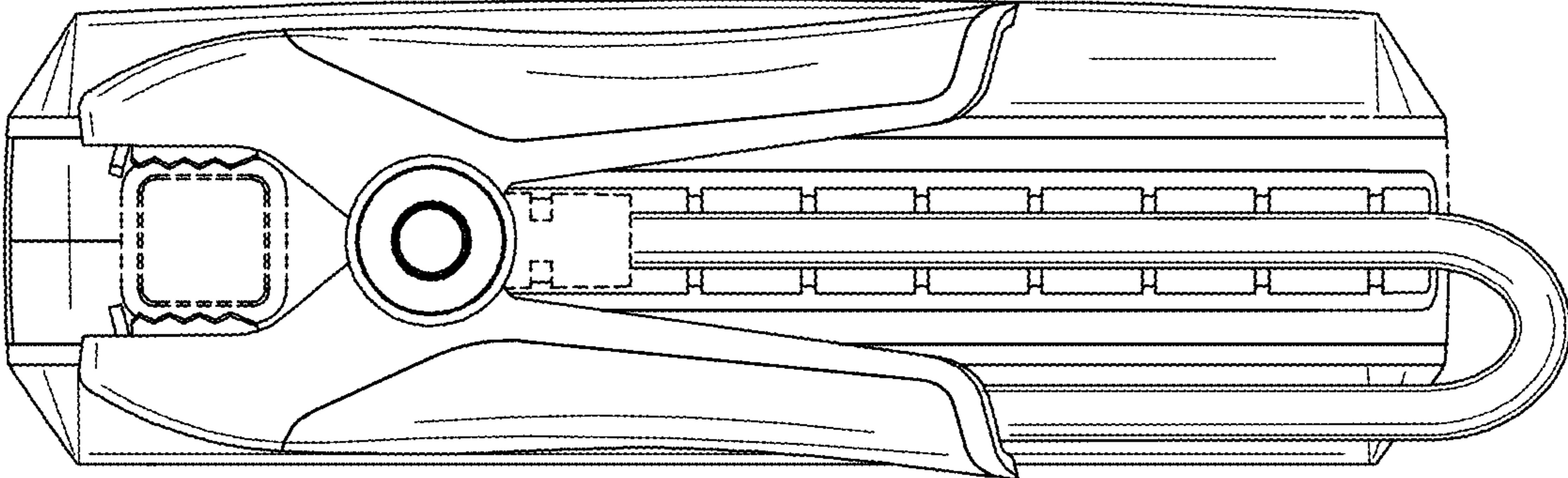


FIGURE 3

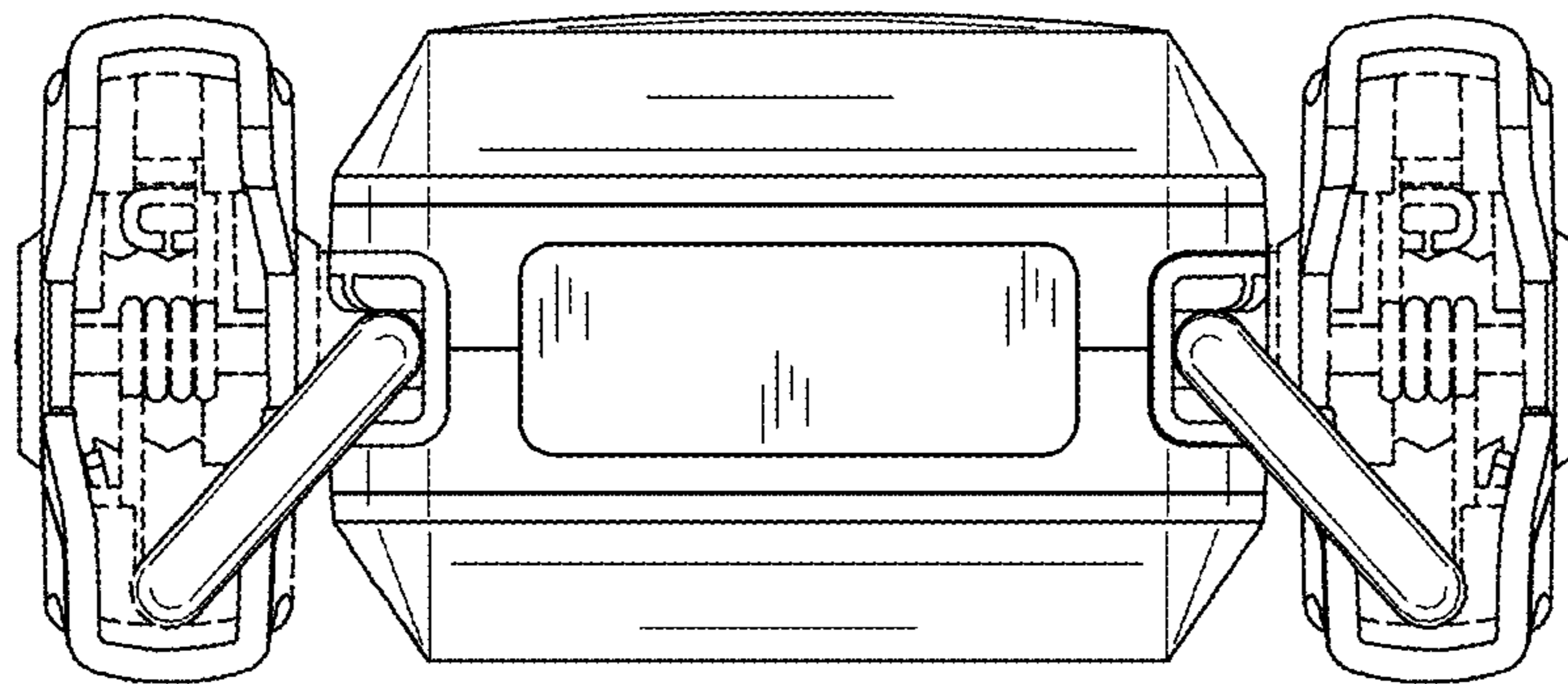


FIGURE 4

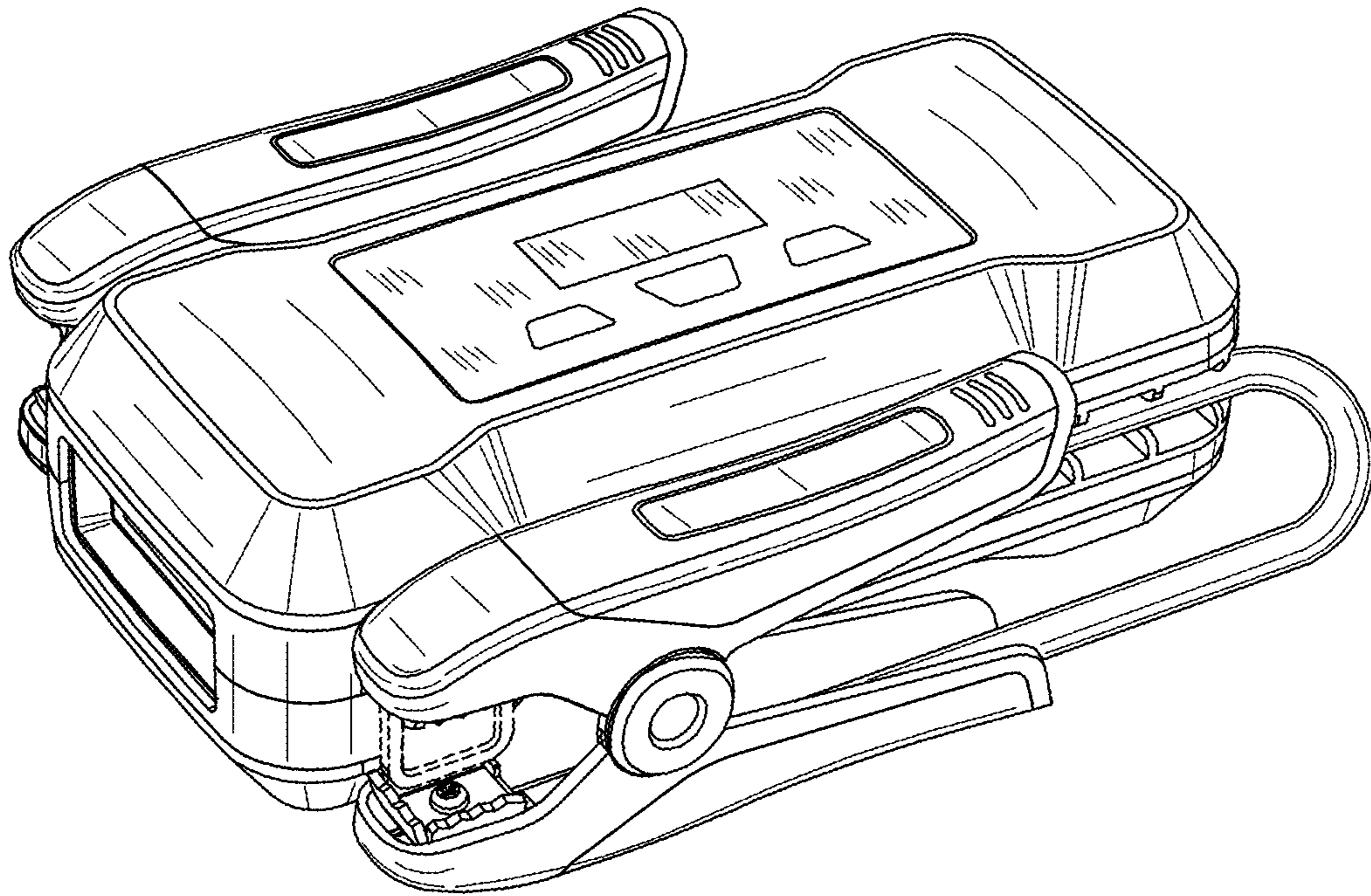


FIGURE 5

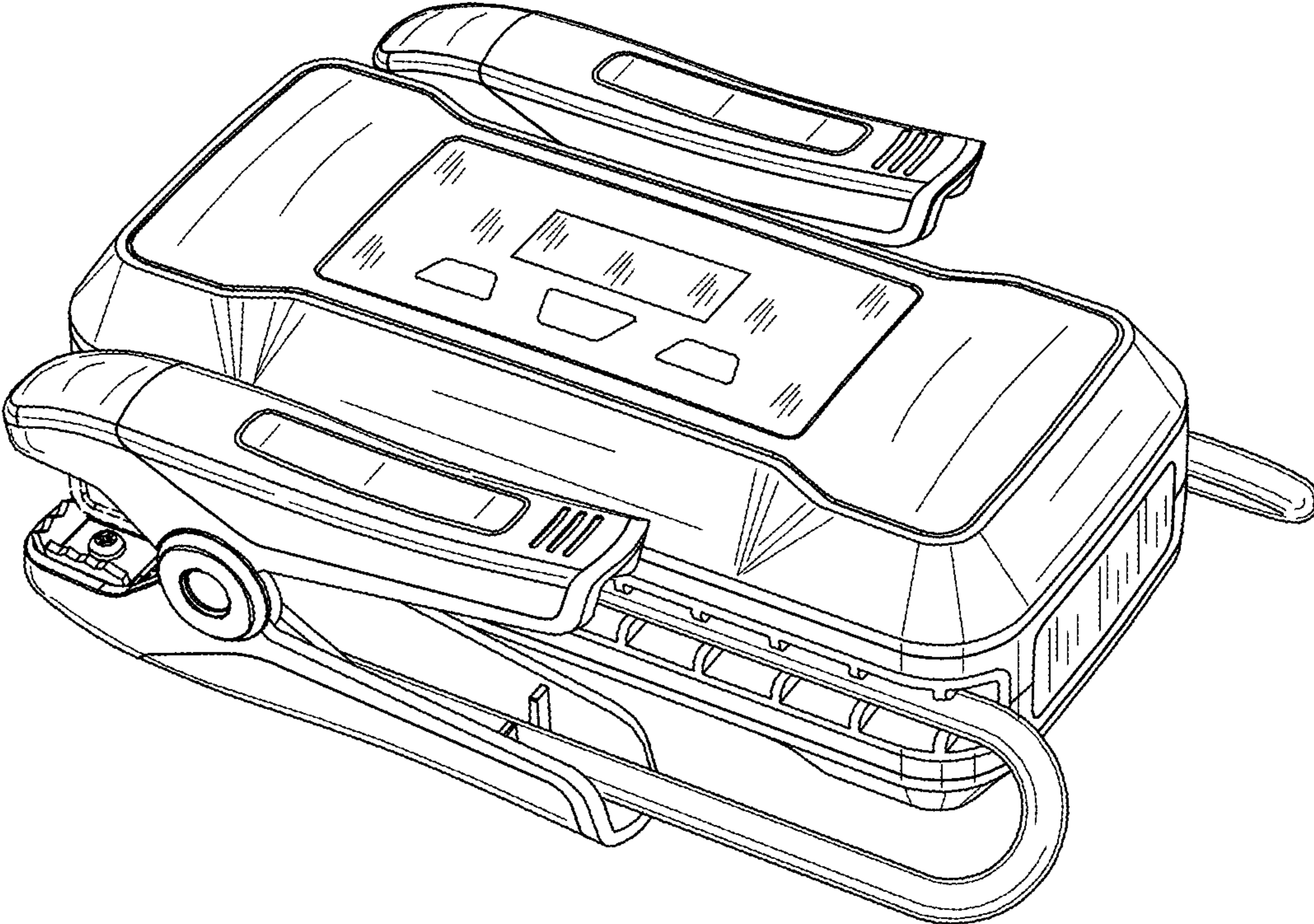


FIGURE 6