



US00D915991S

(12) **United States Design Patent** (10) **Patent No.:** **US D915,991 S**
Hans et al. (45) **Date of Patent:** **** Apr. 13, 2021**

(54) **VEHICLE WHEEL**

(71) Applicant: **Daimler AG**, Stuttgart (DE)

(72) Inventors: **Bernhard Hans**, Kirchberg (DE); **Kai Hilpert**, Plochingen (DE)

(73) Assignee: **Daimler AG**, Stuttgart (DE)

(**) Term: **15 Years**

(21) Appl. No.: **29/759,139**

(22) Filed: **Nov. 20, 2020**

Related U.S. Application Data

(62) Division of application No. 35/507,859, filed on Jan. 8, 2019 (U.S. filing date under 35 U.S.C. 384), and having an international filing date of Jan. 8, 2019.

(30) **Foreign Application Priority Data**

Jul. 9, 2018 (WO) DM/101977

(51) **LOC (13) Cl.** **12-16**

(52) **U.S. Cl.**
USPC **D12/209**

(58) **Field of Classification Search**
USPC D12/204–213
CPC B62D 5/0463; B62D 1/10; B62D 5/0406; B62D 5/0409; B62D 5/0424; B62D 5/046; B60R 11/02; B60R 11/0241; B60R 16/0231; B60R 16/027; B60R 16/03; B60R 1/00; B60R 2011/0005; B60R 2011/0008; B60R 2011/0057; B60R 2011/0071; B60R 2011/0075; B60R 21/16; B60B 27/001; B60B 27/0078; B60B 27/04

See application file for complete search history.

(56) **References Cited**

U.S. PATENT DOCUMENTS

D763,165 S	8/2016	Hans et al.	
D836,520 S *	12/2018	Han	D12/209
D852,708 S *	7/2019	Lucas	D12/211
D852,709 S *	7/2019	Khachatryan	D12/211
D852,710 S *	7/2019	Groth	D12/211
D852,711 S *	7/2019	Hurynovich	D12/211
D856,256 S *	8/2019	Khachatryan	D12/211
D857,589 S *	8/2019	Valencia Pollex	D12/209
D858,410 S *	9/2019	Classen	D12/209
D862,347 S *	10/2019	Woodhouse	D12/209
D862,354 S *	10/2019	Stroda	D12/209
D864,835 S *	10/2019	Chen	D12/211
D866,443 S *	11/2019	Peat	D12/211

* cited by examiner

Primary Examiner — Khawaja Anwar

(74) *Attorney, Agent, or Firm* — Crowell & Moring LLP


(57) **CLAIM**

The ornamental design for a vehicle wheel, as shown and described.

DESCRIPTION

FIG. 1 is a front view of a vehicle wheel according to the design;
FIG. 2 is a perspective view thereof;
FIG. 3 is a left side view thereof;
FIG. 4 is a right side view thereof;
FIG. 5 is a rear view thereof;
FIG. 6 is a top view thereof; and,
FIG. 7 is a bottom view thereof.

1 Claim, 7 Drawing Sheets






Fig. 1



Fig. 2




Fig. 3




Fig. 4



Fig. 5




Fig. 6




Fig. 7