



US00D915990S

(12) **United States Design Patent** (10) **Patent No.:** **US D915,990 S**
Hans et al. (45) **Date of Patent:** **** Apr. 13, 2021**

(54) **VEHICLE WHEEL**

2011/0071; B60R 2011/0075; B60R 21/16; B60B 27/001; B60B 27/0078; B60B 27/04

(71) Applicant: **Daimler AG**, Stuttgart (DE)

See application file for complete search history.

(72) Inventors: **Bernhard Hans**, Kirchberg (DE); **Kai Hilpert**, Bochingen (DE)

(56) **References Cited**

(73) Assignee: **Daimler AG**, Stuttgart (DE)

U.S. PATENT DOCUMENTS

(**) Term: **15 Years**

D666,547 S *	9/2012	Hilpert	D12/211
D795,154 S *	8/2017	Hans	D12/211
D797,028 S *	9/2017	Chung	D12/211
D840,898 S *	2/2019	Wittinger	D12/209
D843,910 S *	3/2019	Hans	D12/209
D843,911 S *	3/2019	Hans	D12/209
D845,203 S *	4/2019	Krause	D12/209
D883,174 S *	5/2020	Sempek	D12/211
D889,374 S *	7/2020	Lee	D12/211
D908,585 S *	1/2021	Mukti	D12/211

(21) Appl. No.: **29/759,138**

(22) Filed: **Nov. 20, 2020**

Related U.S. Application Data

(62) Division of application No. 35/507,859, filed on Jan. 8, 2019 (U.S. filing date under 35 U.S.C. 384), and having an international filing date of Jan. 8, 2019.

* cited by examiner

Primary Examiner — Khawaja Anwar

(74) *Attorney, Agent, or Firm* — Crowell & Moring LLP

(30) **Foreign Application Priority Data**

(57) **CLAIM**

Jul. 9, 2018 (WO) DM/101977

The ornamental design for a vehicle wheel, as shown and described.

(51) **LOC (13) Cl.** **12-16**

DESCRIPTION

(52) **U.S. Cl.**

USPC **D12/209**

FIG. 1 is a front view of a vehicle wheel according to the design;
FIG. 2 is a perspective view thereof;
FIG. 3 is a left side view thereof;
FIG. 4 is a right side view thereof;
FIG. 5 is a rear view thereof;
FIG. 6 is a top view thereof; and,
FIG. 7 is a bottom view thereof.

(58) **Field of Classification Search**

USPC D12/204–213

CPC B62D 5/0463; B62D 1/10; B62D 5/0406;

B62D 5/0409; B62D 5/0424; B62D

5/046; B60R 11/02; B60R 11/0241; B60R

16/0231; B60R 16/027; B60R 16/03;

B60R 1/00; B60R 2011/0005; B60R

2011/0008; B60R 2011/0057; B60R

1 Claim, 7 Drawing Sheets





Fig. 1



Fig. 2




Fig. 3




Fig. 4



Fig. 5




Fig. 6




Fig. 7