



US00D915988S

(12) **United States Design Patent** (10) **Patent No.:** **US D915,988 S**
Hans et al. (45) **Date of Patent:** **** Apr. 13, 2021**

(54) **VEHICLE WHEEL**

(56) **References Cited**

(71) Applicant: **Daimler AG**, Stuttgart (DE)

U.S. PATENT DOCUMENTS

(72) Inventors: **Bernhard Hans**, Kirchberg (DE);
Markus Wachter, Ludwigsburg (DE)

D848,921 S	*	5/2019	Licklitter	D12/209
D865,617 S	*	11/2019	Hahn	D12/209
D865,618 S	*	11/2019	O'Neill	D12/209
D865,622 S	*	11/2019	Han	D12/209
D865,624 S	*	11/2019	Han	D12/209
D865,626 S	*	11/2019	Han	D12/209
D870,010 S	*	12/2019	Hahn	D12/209
D877,679 S	*	3/2020	Kawaguchi	D12/209
D883,887 S	*	5/2020	Liu	D12/209
D887,942 S	*	6/2020	Han	D12/209
D889,364 S	*	7/2020	Han	D12/209
D892,017 S	*	8/2020	Han	D12/209
D896,150 S	*	9/2020	Koo	D12/209
D900,699 S	*	11/2020	Widua	D12/209
D905,611 S	*	12/2020	Kippes	D12/211
D906,920 S	*	1/2021	Sempek	D12/209

(73) Assignee: **Daimler AG**, Stuttgart (DE)

(**) Term: **15 Years**

(21) Appl. No.: **29/759,136**

(22) Filed: **Nov. 20, 2020**

Related U.S. Application Data

(62) Division of application No. 35/507,859, filed on Jan. 8, 2019 (U.S. filing date under 35 U.S.C. 384), and having an international filing date of Jan. 8, 2019.

FOREIGN PATENT DOCUMENTS

EM 002691394-0001 4/2015

(30) **Foreign Application Priority Data**

Jul. 9, 2018 (WO) DM/101977

* cited by examiner

Primary Examiner — Khawaja Anwar

(51) **LOC (13) Cl.** **12-16**

(74) *Attorney, Agent, or Firm* — Crowell & Moring LLP

(52) **U.S. Cl.**
USPC **D12/209**

(57) **CLAIM**

The ornamental design for a vehicle wheel, as shown and described.

(58) **Field of Classification Search**

DESCRIPTION

USPC D12/204–213
CPC B62D 5/0463; B62D 1/10; B62D 5/0406;
B62D 5/0409; B62D 5/0424; B62D
5/046; B60R 11/02; B60R 11/0241; B60R
16/0231; B60R 16/027; B60R 16/03;
B60R 1/00; B60R 2011/0005; B60R
2011/0008; B60R 2011/0057; B60R
2011/0071; B60R 2011/0075; B60R
21/16; B60B 27/001; B60B 27/0078;
B60B 27/04

FIG. 1 is a front view of a vehicle wheel according to the design;

FIG. 2 is a perspective view thereof;

FIG. 3 is a left side view thereof;

FIG. 4 is a right side view thereof;

FIG. 5 is a rear view thereof;

FIG. 6 is a top view thereof; and,

FIG. 7 is a bottom view thereof.

See application file for complete search history.

1 Claim, 7 Drawing Sheets






Fig. 1



Fig. 2




Fig. 3




Fig. 4



Fig. 5




Fig. 6




Fig. 7