



US00D915986S

(12) **United States Design Patent** (10) **Patent No.:** **US D915,986 S**
Wachter et al. (45) **Date of Patent:** **** Apr. 13, 2021**

(54) **VEHICLE WHEEL** 2011/0071; B60R 2011/0075; B60R 21/16; B60B 27/001; B60B 27/0078; B60B 27/04
(71) Applicant: **Daimler AG**, Stuttgart (DE) See application file for complete search history.
(72) Inventors: **Markus Wachter**, Ludwigsburg (DE);
Bernhard Hans, Kirchberg (DE) (56) **References Cited**
(73) Assignee: **Daimler AG**, Stuttgart (DE) U.S. PATENT DOCUMENTS
(**) Term: **15 Years** D649,106 S 11/2011 Hrabcak et al.
(21) Appl. No.: **29/759,134** D877,031 S * 3/2020 Chung D12/211
(22) Filed: **Nov. 20, 2020** D881,104 S * 4/2020 Manzoni D12/209
D883,175 S * 5/2020 Metros D12/211
D887,941 S * 6/2020 Han D12/209
D908,585 S * 1/2021 Mukti D12/211

Related U.S. Application Data

(62) Division of application No. 35/507,859, filed on Jan. 8, 2019 (U.S. filing date under 35 U.S.C. 384), and having an international filing date of Jan. 8, 2019.

Foreign Application Priority Data

(30) Jul. 9, 2018 (WO) DM/101977

(51) **LOC (13) Cl.** **12-16**

(52) **U.S. Cl.**
USPC **D12/209**

(58) **Field of Classification Search**
USPC D12/204–213
CPC B62D 5/0463; B62D 1/10; B62D 5/0406;
B62D 5/0409; B62D 5/0424; B62D
5/046; B60R 11/02; B60R 11/0241; B60R
16/0231; B60R 16/027; B60R 16/03;
B60R 1/00; B60R 2011/0005; B60R
2011/0008; B60R 2011/0057; B60R

* cited by examiner

Primary Examiner — Khawaja Anwar

(74) *Attorney, Agent, or Firm* — Crowell & Moring LLP

(57) **CLAIM**

The ornamental design for a vehicle wheel, as shown and described.

DESCRIPTION

FIG. 1 is a front view of a vehicle wheel according to the design;
FIG. 2 is a perspective view thereof;
FIG. 3 is a left side view thereof;
FIG. 4 is a right side view thereof;
FIG. 5 is a rear view thereof;
FIG. 6 is a top view thereof; and,
FIG. 7 is a bottom view thereof.

1 Claim, 7 Drawing Sheets





Fig. 1



Fig. 2




Fig. 3




Fig. 4



Fig. 5




Fig. 6




Fig. 7