



US00D915961S

(12) **United States Design Patent** (10) **Patent No.:** **US D915,961 S**  
**Woodhouse et al.** (45) **Date of Patent:** **\*\* Apr. 13, 2021**

(54) **VEHICLE MIRROR**

(56) **References Cited**

(71) Applicant: **Ford Global Technologies, LLC**,  
Dearborn, MI (US)

U.S. PATENT DOCUMENTS

(72) Inventors: **David Woodhouse**, Troy, MI (US);  
**Kemal Curic**, Irvine, CA (US); **Xitij Mistry**, Ann Arbor, MI (US); **John C. Caswell**, Grosse Pointe, MI (US)

D663,662 S *	7/2012	Hamilton	.....	D12/187
D777,068 S *	1/2017	Sterner	.....	D12/187
D782,379 S *	3/2017	Wassell	.....	D12/187
D783,478 S *	4/2017	Suzuki	.....	D12/187
D800,039 S *	10/2017	Bucher	.....	D12/187
D862,332 S *	10/2019	Woodhouse	.....	D12/187
D881,768 S *	4/2020	Gueler	.....	D12/187
D883,159 S *	5/2020	Woodhouse	.....	D12/187
D885,276 S *	5/2020	Woodhouse	.....	D12/187
D885,277 S *	5/2020	Woodhouse	.....	D12/187
D886,016 S *	6/2020	Woodhouse	.....	D12/187
D887,330 S *	6/2020	Nilsson	.....	D12/187
2012/0020100 A1 *	1/2012	Bingle	.....	B60R 1/06 362/494

(73) Assignee: **Ford Global Technologies, LLC**,  
Dearborn, MI (US)

(\*\*) Term: **15 Years**

(21) Appl. No.: **29/733,642**

\* cited by examiner

(22) Filed: **May 5, 2020**

*Primary Examiner* — Susan E Krakower  
*Assistant Examiner* — Jerry Shiuhan-Hua Hsu

**Related U.S. Application Data**

(62) Division of application No. 29/641,705, filed on Mar. 23, 2018, now Pat. No. Des. 883,159.

(51) **LOC (13) Cl.** ..... **12-16**

(52) **U.S. Cl.**  
USPC ..... **D12/187**

(58) **Field of Classification Search**  
USPC ..... D12/187, 188, 189, 191, 92; D6/300,  
D6/309

CPC ..... B60R 1/006; B60R 1/008; B60R 1/02;  
B60R 1/06; B60R 1/0605; B60R 1/074;  
B60R 1/076; B60R 1/078; B60R 1/08;  
B60R 1/081; B60R 1/082; B60R 1/10;  
B60Q 1/2665

See application file for complete search history.

(57) **CLAIM**

The ornamental design for a vehicle mirror, as shown and described.

**DESCRIPTION**

FIG. 1 is a top, front, and left side perspective view of a left vehicle mirror, showing our new design, FIG. 2 is a rear elevational view thereof; FIG. 3 is a right side elevational view thereof; FIG. 4 is a top plan view thereof; FIG. 5 is a top, rear, and right side perspective view thereof. FIG. 6 is a bottom plan view thereof; and, FIG. 7 is a bottom, front, and left side perspective view thereof.

The broken lines illustrate portions of the vehicle mirror that form no part of the claimed design.

**1 Claim, 7 Drawing Sheets**






Fig. 1



Fig. 2




Fig. 3

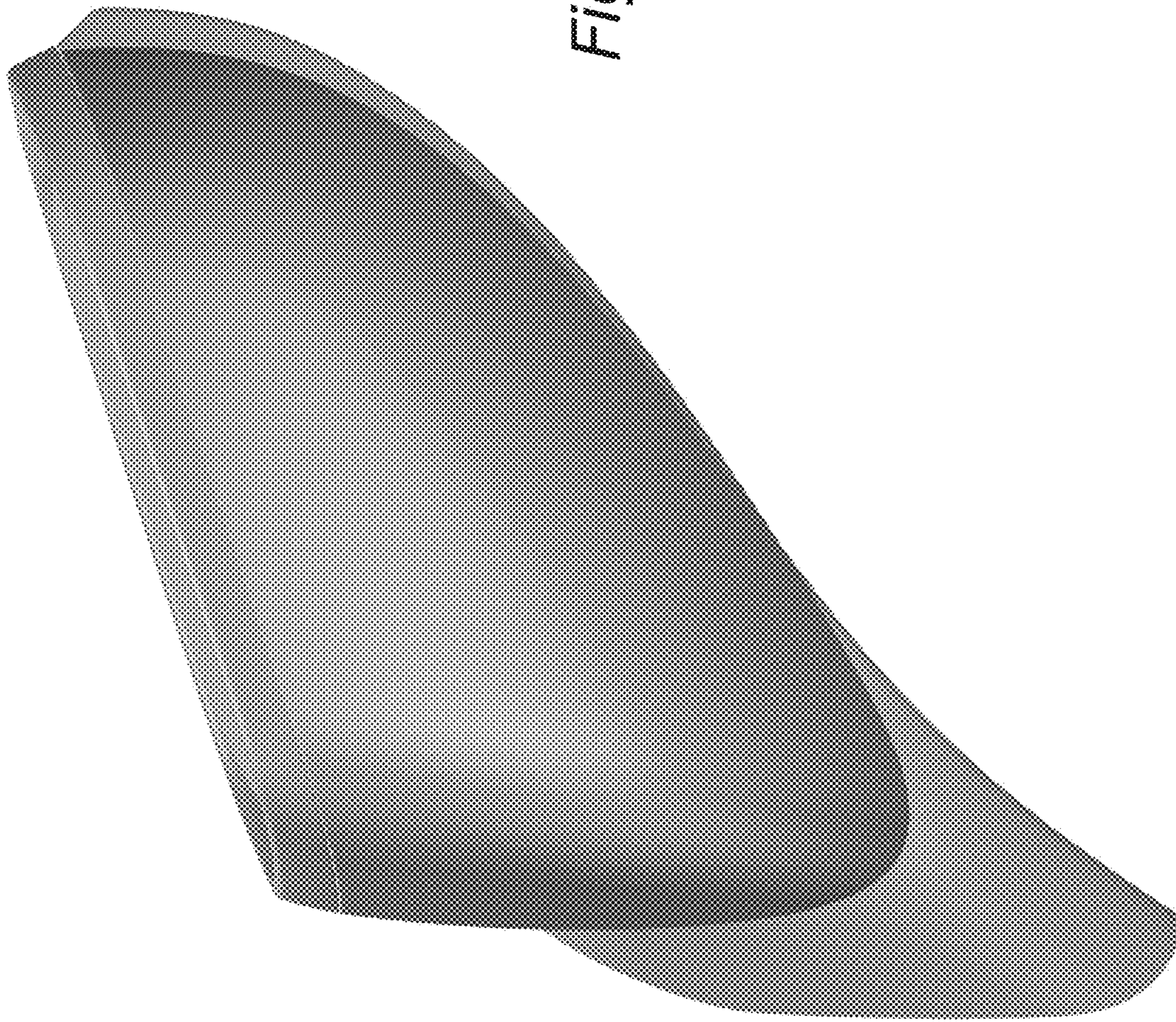


Fig. 4




Fig. 5

Fig. 6

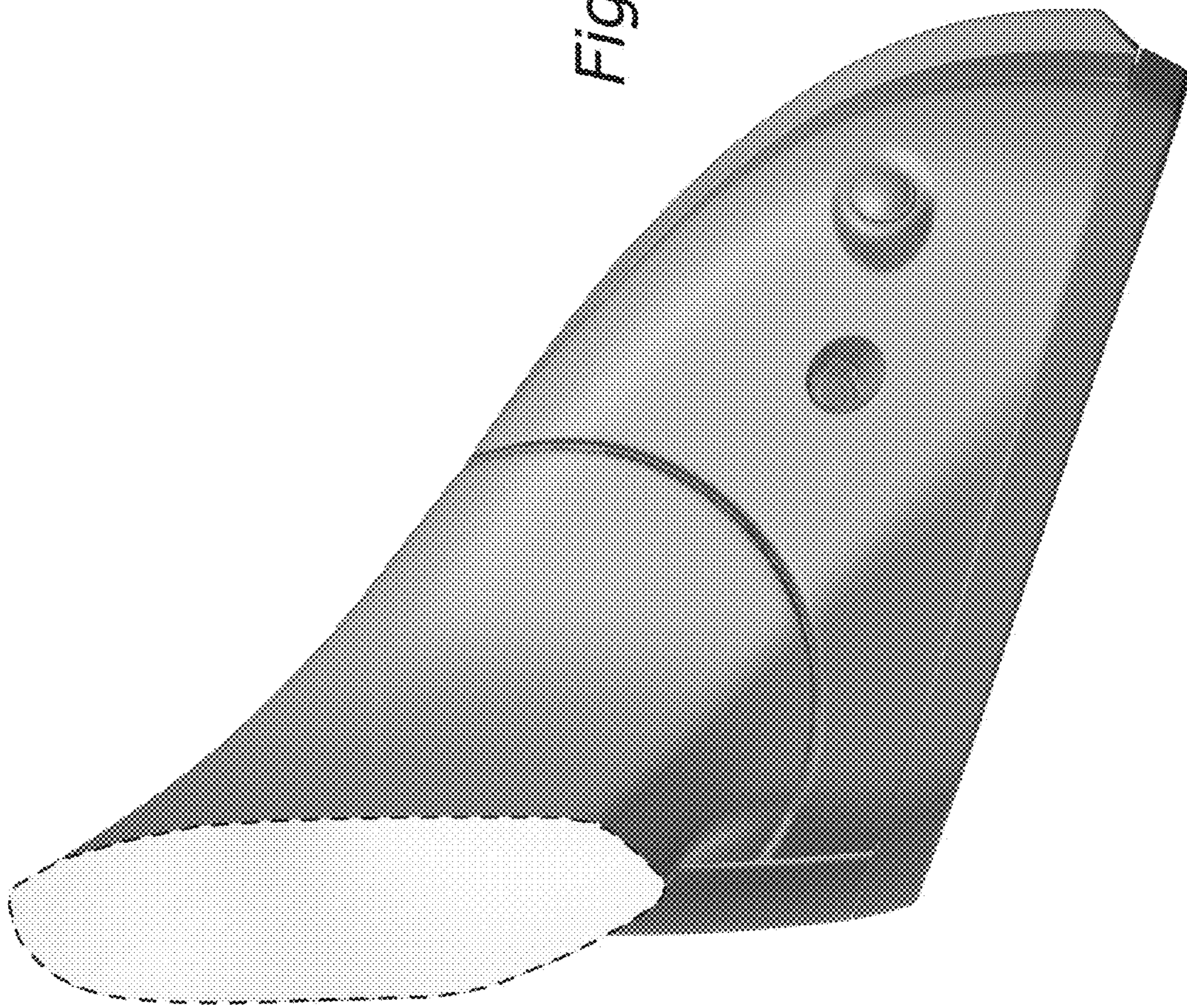




Fig. 7