



US00D915954S

(12) **United States Design Patent** (10) **Patent No.:** **US D915,954 S**
Beckles (45) **Date of Patent:** **** Apr. 13, 2021**

(54) **REAR BUMPER**

FOREIGN PATENT DOCUMENTS

(71) Applicant: **Jaguar Land Rover Limited**, Coventry (GB)

CN 303150826 * 4/2015

(72) Inventor: **Earl Beckles**, Coventry (GB)

OTHER PUBLICATIONS

(73) Assignee: **Jaguar Land Rover Limited**, Coventry (GB)

2018 Jaguar XE YouTube <https://www.youtube.com/watch?v=OWsOibgj68o> Posted Jan. 26, 2018 (Year: 2018).*

(Continued)

(**) Term: **15 Years**

Primary Examiner — Leanne Was-Englehart

(21) Appl. No.: **29/698,612**

(74) *Attorney, Agent, or Firm* — Wood Herron & Evans LLP

(22) Filed: **Jul. 18, 2019**

(57) **CLAIM**

The ornamental design for a rear bumper, as shown and described.

Related U.S. Application Data

DESCRIPTION

(62) Division of application No. 29/615,608, filed on Aug. 30, 2017, now Pat. No. Des. 860,074.

FIG. 1 is a front right perspective view of a rear bumper according to the present invention.

(30) **Foreign Application Priority Data**

FIG. 2 is a front left perspective view of the rear bumper shown in FIG. 1.

Mar. 16, 2017 (EM) 003802479-0001
Mar. 16, 2017 (EM) 003802479-0002
Mar. 16, 2017 (EM) 003802479-0003

FIG. 3 is a rear right perspective view thereof.

(51) **LOC (13) Cl.** **12-16**

FIG. 4 is a rear left perspective view thereof.

(52) **U.S. Cl.**
USPC **D12/169**

FIG. 5 is a front view thereof.

(58) **Field of Classification Search**
USPC D12/86, 163, 164, 167, 169-172, 216;
D21/424, 427, 433, 483, 533, 548
(Continued)

FIG. 6 is a rear view thereof.

(56) **References Cited**

FIG. 7 is a right side view thereof.

U.S. PATENT DOCUMENTS

D680,479 S * 4/2013 Frei D12/169
D784,864 S * 4/2017 Patel D12/169
(Continued)


FIG. 8 is a left side view thereof.

FIG. 9 is a top view thereof.

FIG. 10 is a bottom view thereof; and,

FIG. 11 is a front right perspective view of the rear bumper shown in FIGS. 1-10, but with the rear bumper mounted on a vehicle that is shown in de-emphasized and half-tone portions so as to illustrate environmental structure. These portions form no part of the claimed design. More particularly, in FIG. 11, the inventive rear bumper is shown within the broken line, and any elements shown outside the broken line form no part of the claimed design, but are instead included to show environmental aspects thereof.

1 Claim, 11 Drawing Sheets



(58) **Field of Classification Search**

CPC B60R 19/02; B60R 19/04; B60R 19/18;
B60R 19/24; B60R 19/26; B60R 19/52;
B62D 25/08; B60K 11/08

See application file for complete search history.

(56) **References Cited**

U.S. PATENT DOCUMENTS

D784,865	S	*	4/2017	Peat	D12/169
D797,615	S	*	9/2017	Hatton	D12/169
D808,871	S	*	1/2018	Peat	D12/169
D813,114	S	*	3/2018	Zurian	D12/169
D824,298	S	*	7/2018	Cartabiano	D12/169
D833,343	S	*	11/2018	Patel	D12/169
D834,472	S	*	11/2018	Peat	D12/169
D838,638	S	*	1/2019	Wada	D12/169
D839,144	S	*	1/2019	Beckles	D12/164
D856,215	S	*	8/2019	Peat	D12/169
D856,865	S	*	8/2019	Hatton	D12/169

OTHER PUBLICATIONS

Car and Driver 2018 Jaguar XE <https://www.caranddriver.com/photos/g20963153/2018-jaguar-xe-25t-awd-instrumented-test-gallery/?slide=17> Jul. 12, 2018 (Year: 2018).*

* cited by examiner

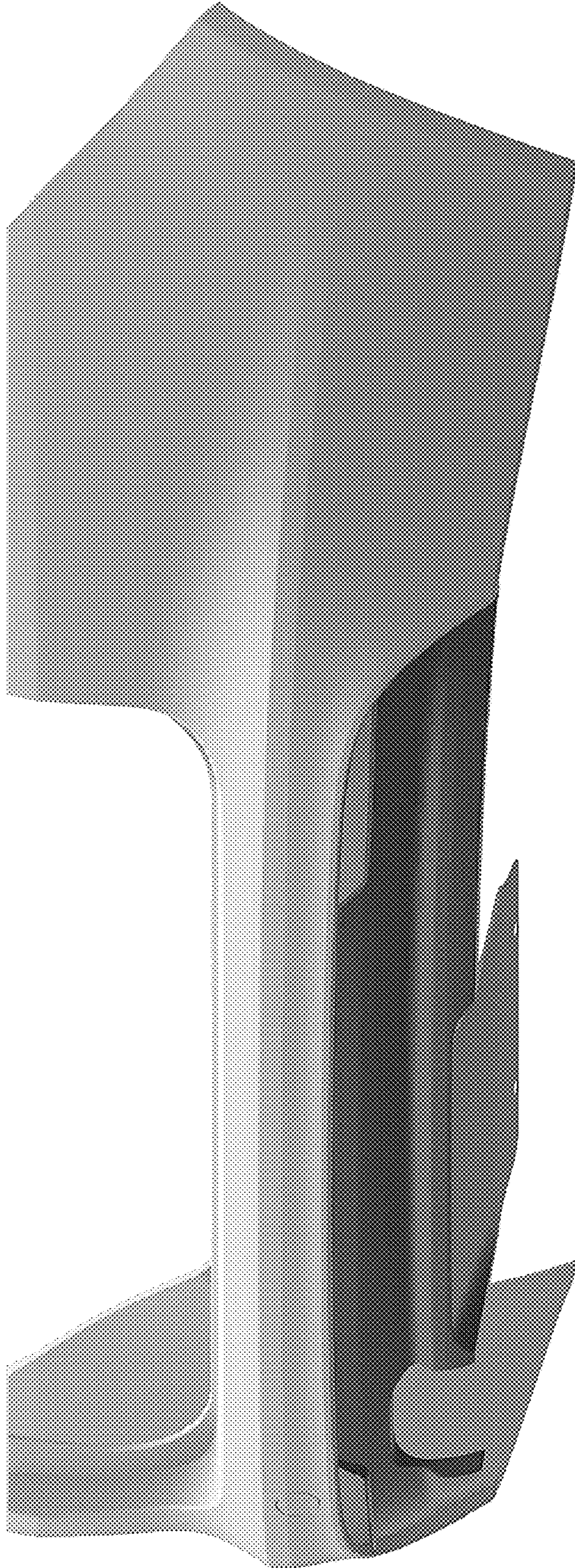


FIG. 1

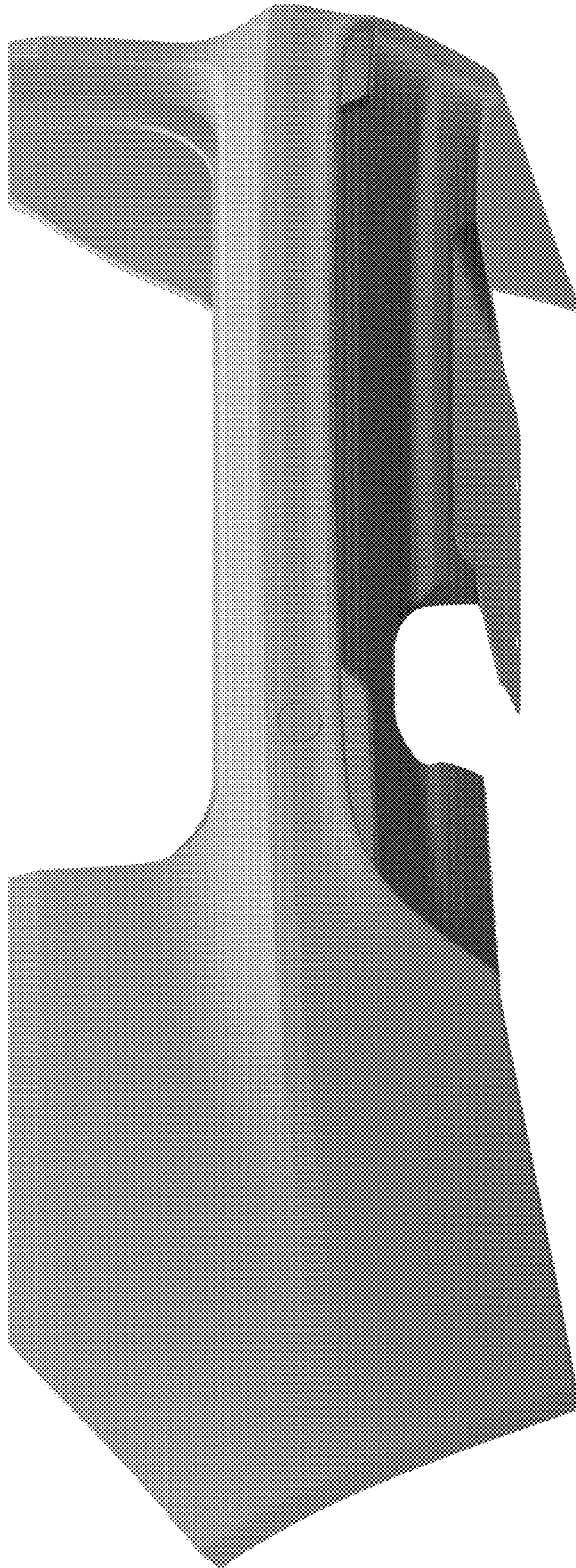


FIG. 2




FIG. 3

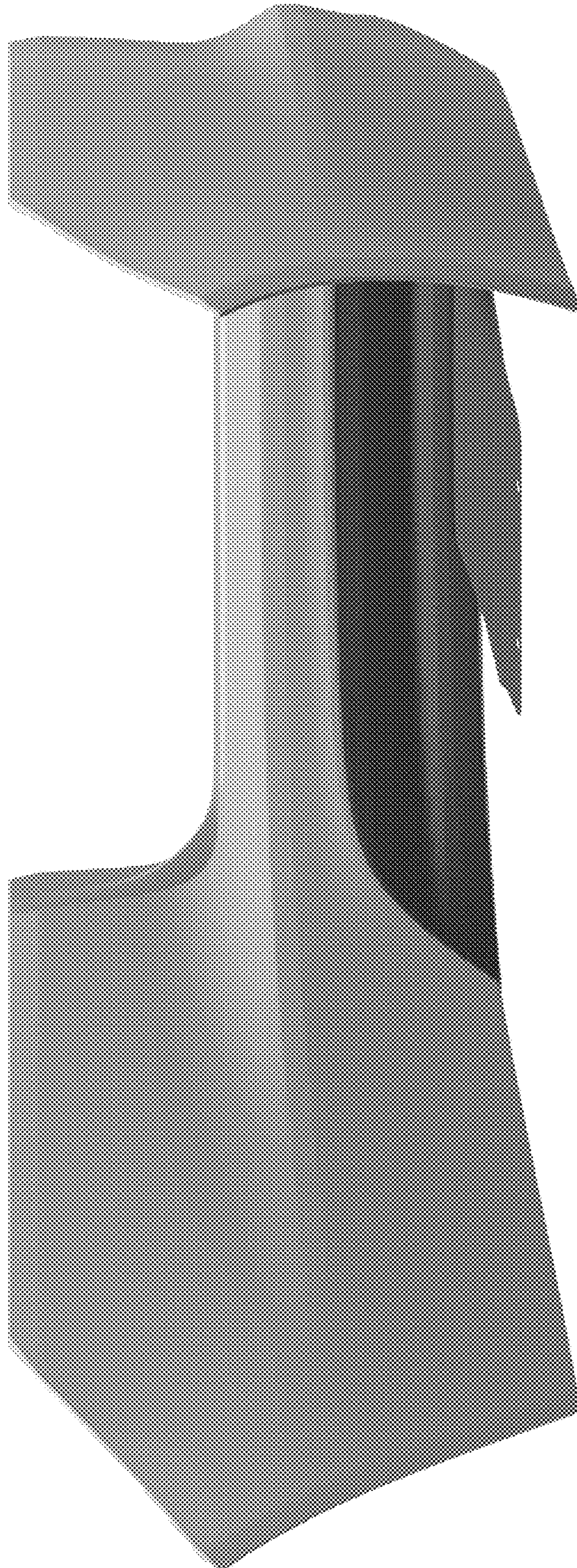


FIG. 4




FIG. 5

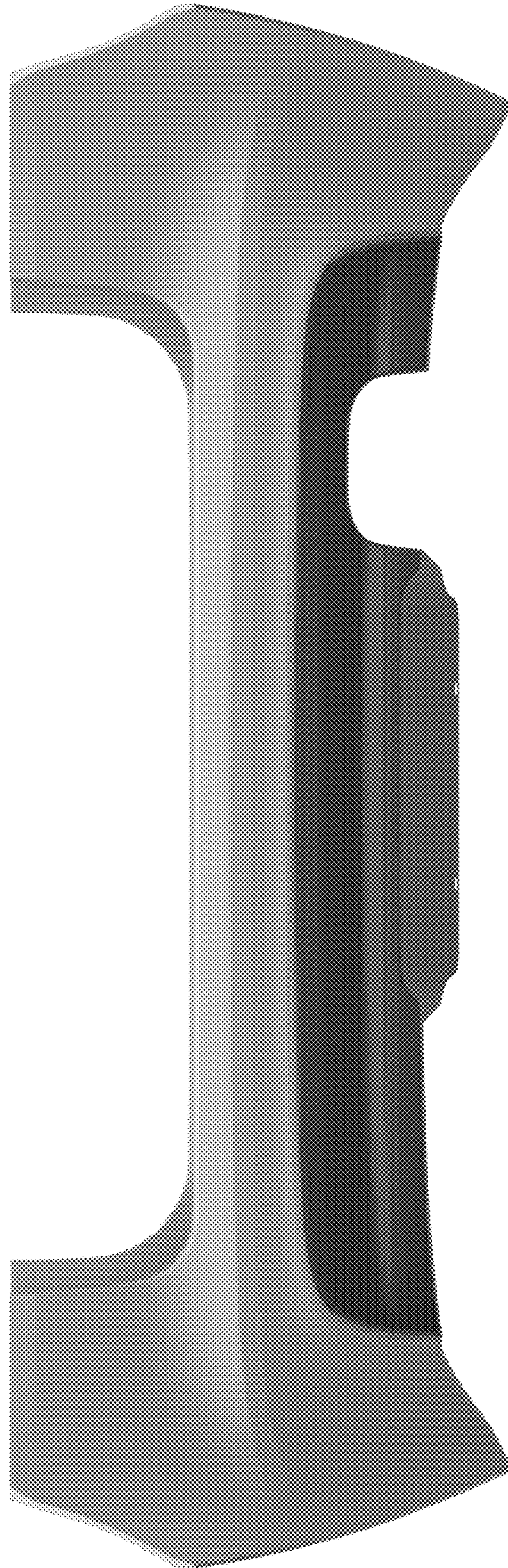


FIG. 6




FIG. 7




FIG. 8

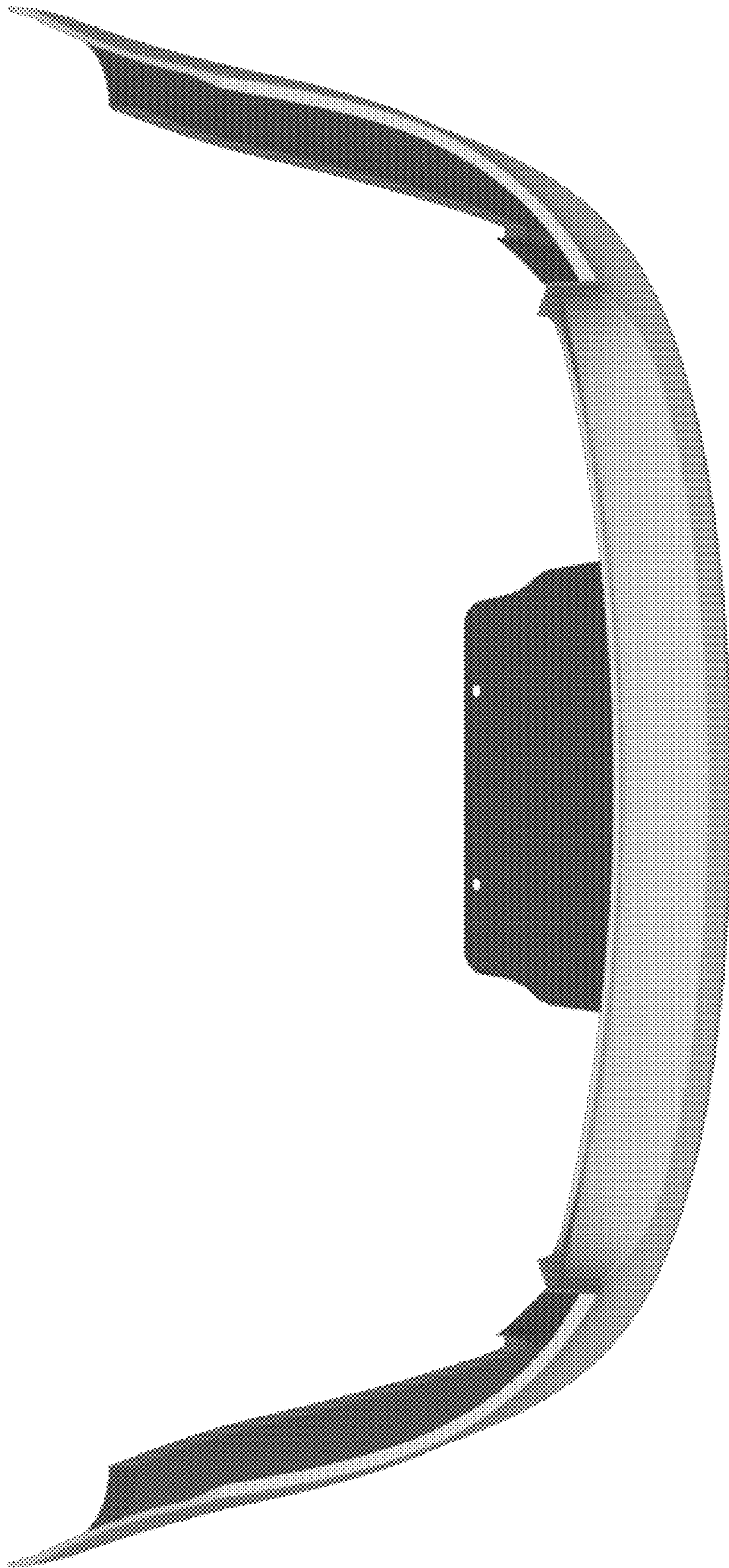


FIG. 9




FIG. 10




FIG. 11