



US00D915946S

(12) **United States Design Patent** (10) **Patent No.:** **US D915,946 S**
Amade (45) **Date of Patent:** **** Apr. 13, 2021**

(54) **ROAD VEHICLE TRAILER** 7,131,666 B1 * 11/2006 Jenney B60G 21/007
280/786
(71) Applicant: **Dayn Amade Inventions Ltd.**, London D560,558 S * 1/2008 Hughes D12/102
(GB) D561,063 S * 2/2008 Hughes D12/102
D625,667 S * 10/2010 Oviedo D12/102
(72) Inventor: **Dayn Amade**, Maputo (MZ) 8,082,698 B2 * 12/2011 Drake B60P 3/34
52/79.5
(73) Assignee: **Dayn Amade Inventions Ltd**, London D659,595 S * 5/2012 Eliason D12/102
(GB) D742,815 S * 11/2015 Shaw D13/102
D758,922 S * 6/2016 Cavallo D12/102
D762,145 S * 7/2016 Van Bosstraeten D12/102
(**) Term: **15 Years** D822,544 S * 7/2018 Black D12/102
D866,401 S * 11/2019 Arter D12/102
(21) Appl. No.: **35/508,677** D867,218 S * 11/2019 Arter D12/102
D887,308 S * 6/2020 Carlson D12/102
(22) Filed: **Aug. 9, 2019** 2005/0253417 A1 * 11/2005 Cundy B60P 3/077
296/168

(Continued)

(80) **Hague Agreement Data**
Int. Filing Date: **Aug. 9, 2019**
Int. Reg. No.: **DM/206037**
Int. Reg. Date: **Aug. 9, 2019**
Int. Reg. Pub. Date: **Feb. 28, 2020**

FOREIGN PATENT DOCUMENTS

GB 2553819 A 3/2018
WO WO-2018051119 A1 3/2018

Primary Examiner — Darlington Ly

(74) *Attorney, Agent, or Firm* — Gable Gotwals

(30) **Foreign Application Priority Data**
Feb. 12, 2019 (GB) 6054414

(57) **CLAIM**

The ornamental design for a road vehicle trailer, as shown and described.

(51) **LOC (13) Cl.** **12-10**
(52) **U.S. Cl.**
USPC **D12/102**

DESCRIPTION

(58) **Field of Classification Search**
USPC D12/86, 93, 95, 96, 97, 98, 99, 101, 102,
D12/103, 104, 105, 106; D21/558
CPC .. B60P 3/04; B60P 3/32; B60P 3/2215; B60P
3/1145; B60P 3/1155; B60P 3/1165;
B62D 34/001; A63H 17/00
See application file for complete search history.

1. Road vehicle trailer

1.1 is a top, rear, and left side perspective view of a road vehicle trailer embodying my new design;

1.2 is a top, front, and left side perspective view thereof;

1.3 is a left side elevation view thereof;

1.4 is a right side elevation view thereof;

1.5 is a rear elevation view thereof;

1.6 is a front elevation view thereof; and

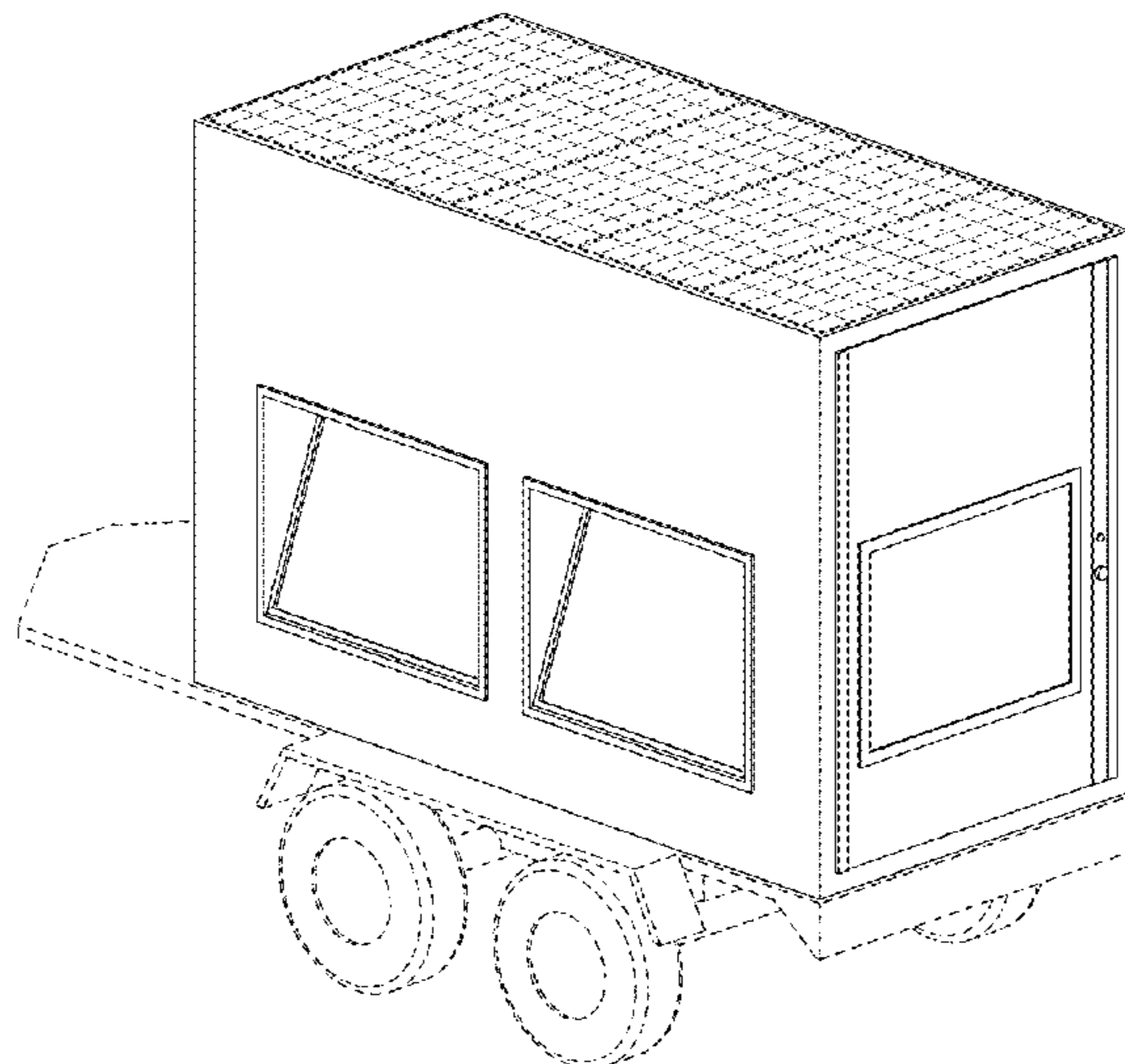
1.7 is a top plan view thereof.

The broken line in the reproductions illustrate portions of the road vehicle trailer that form no part of the claimed design.

(56) **References Cited**
U.S. PATENT DOCUMENTS

D390,502 S * 2/1998 Bloemendal D12/103
D458,190 S * 6/2002 LeDonne D12/102
D464,593 S * 10/2002 Register D12/102

1 Claim, 7 Drawing Sheets



(56)

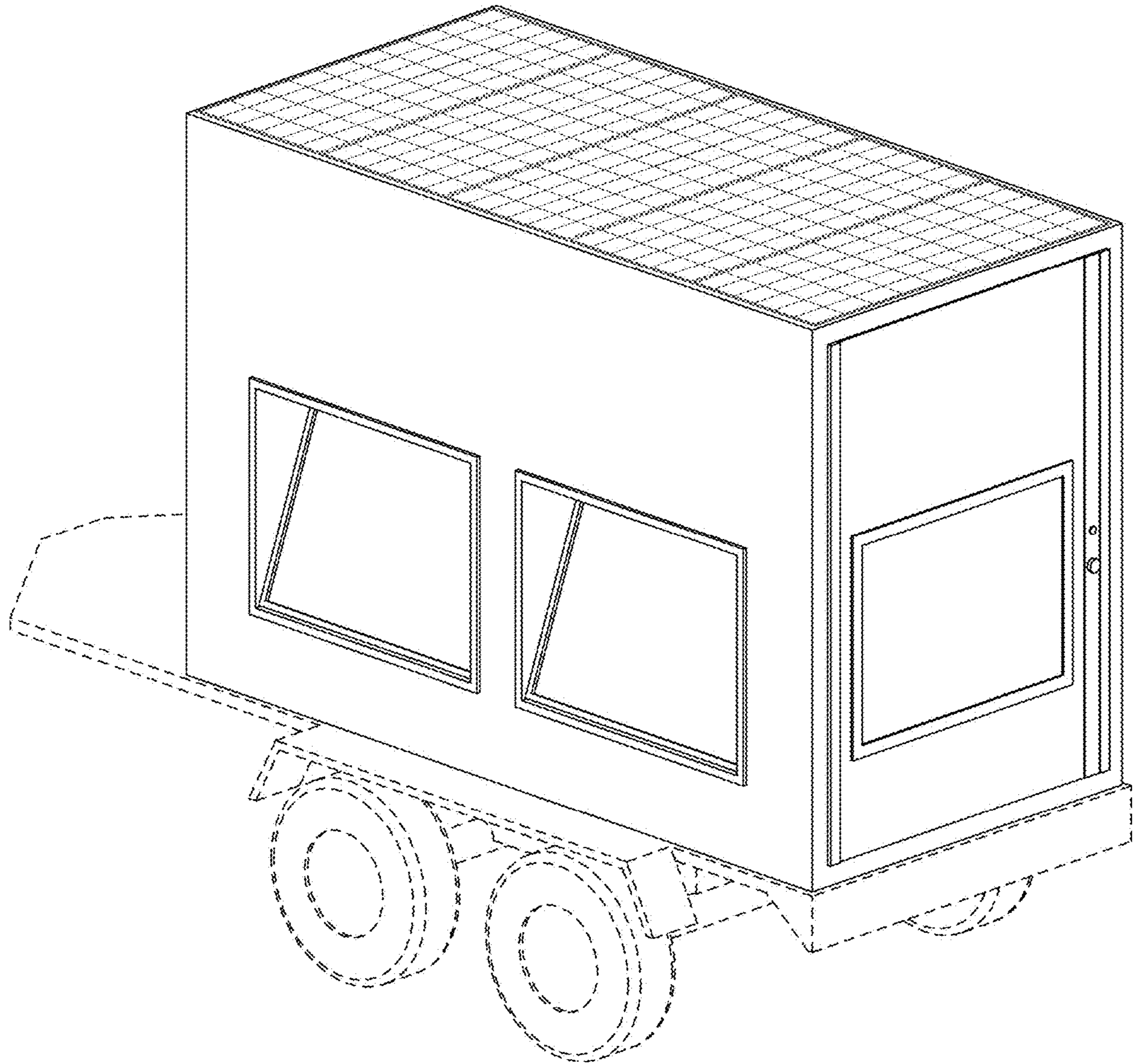
References Cited

U.S. PATENT DOCUMENTS

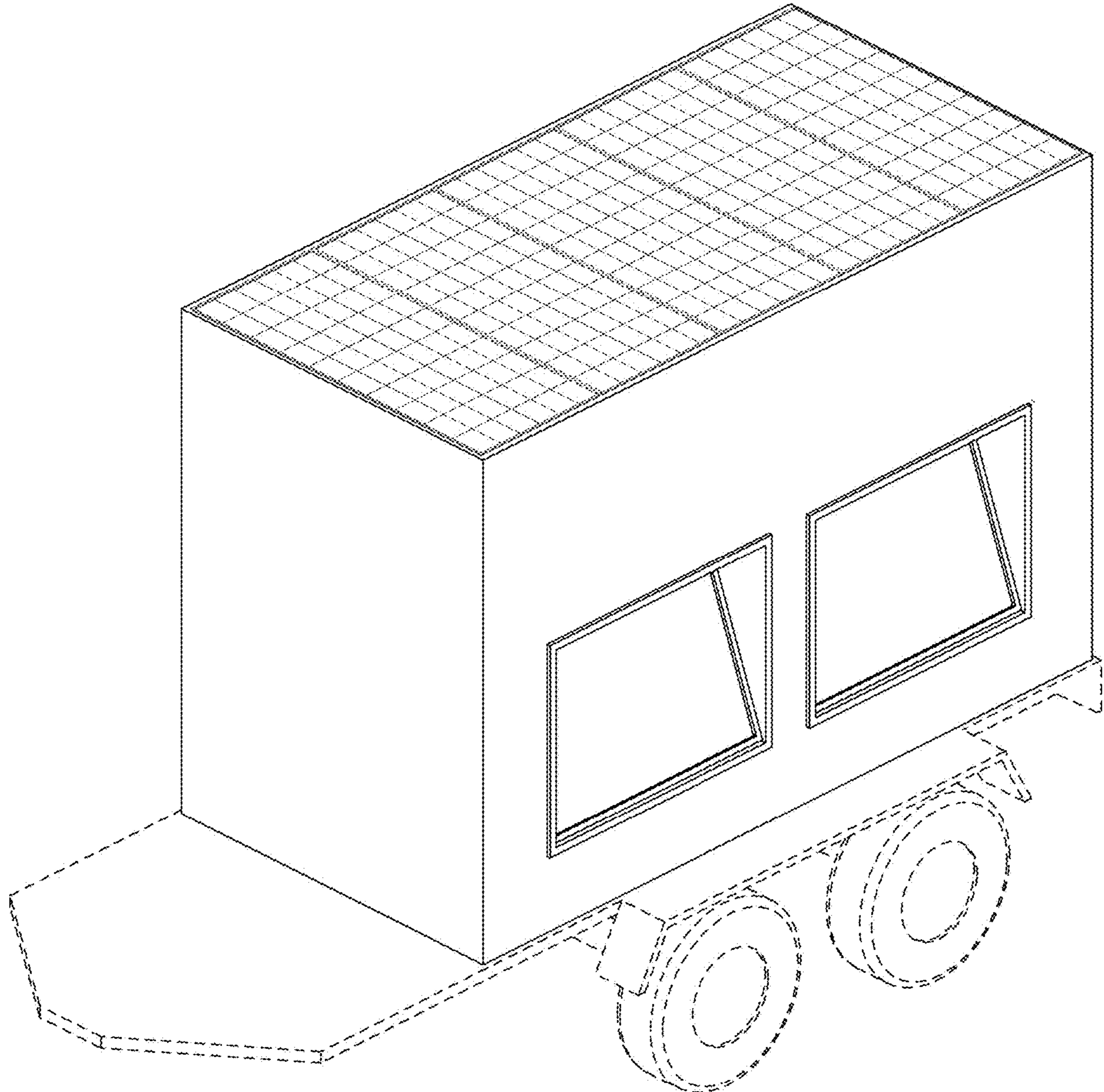
2007/0262611 A1* 11/2007 Freeman B60P 3/341
296/168

* cited by examiner

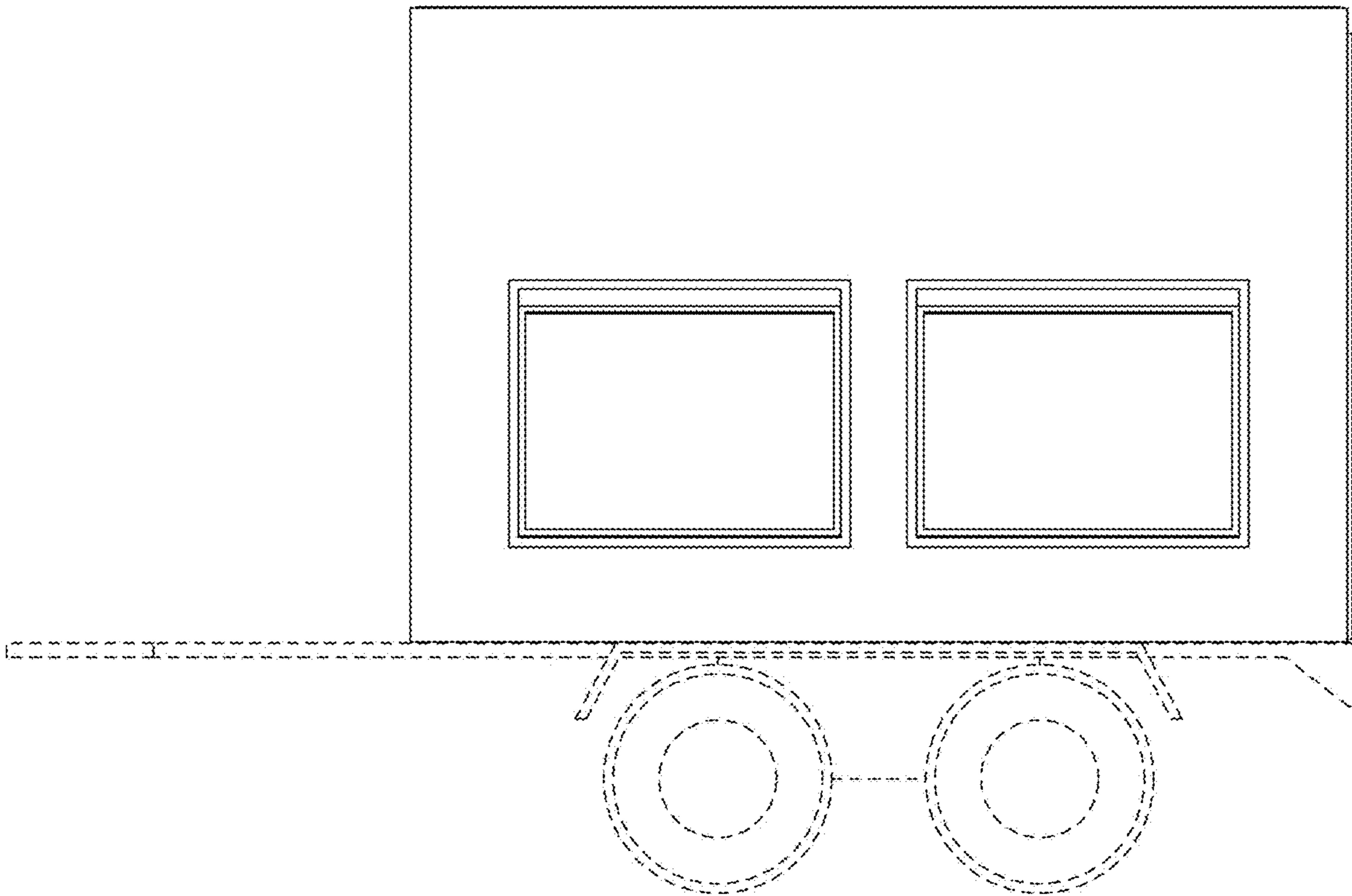
1.1



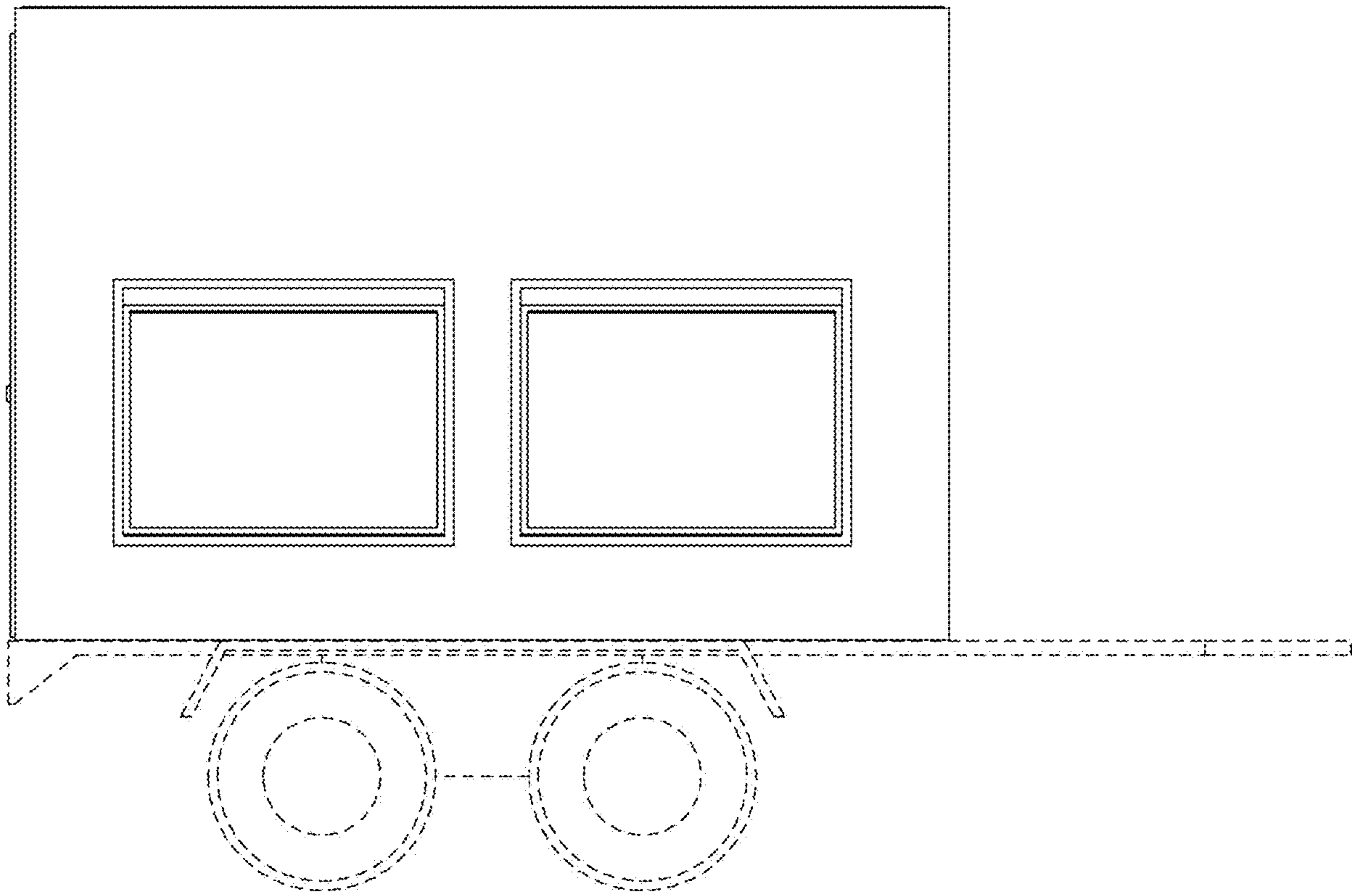
1.2



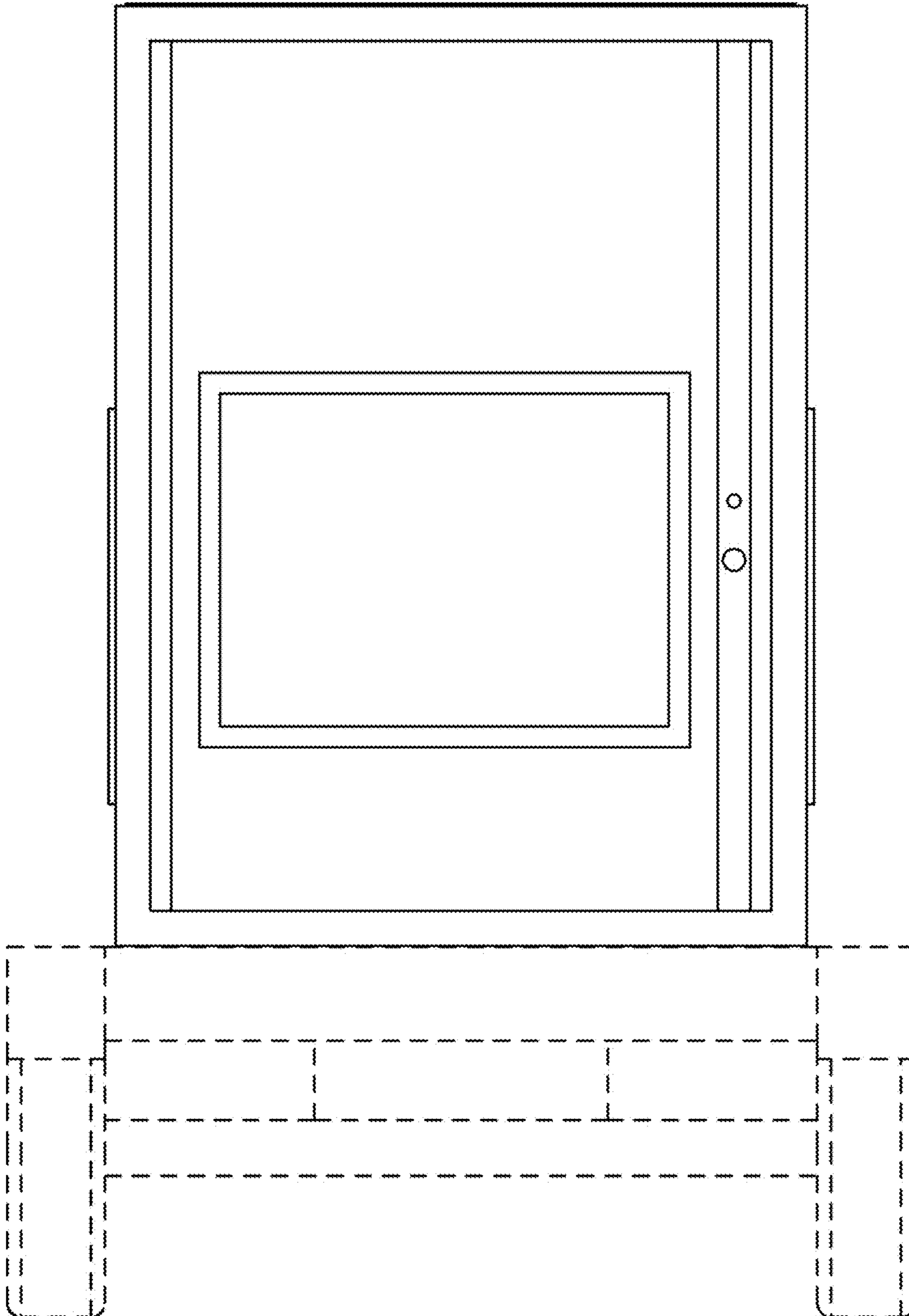
1.3



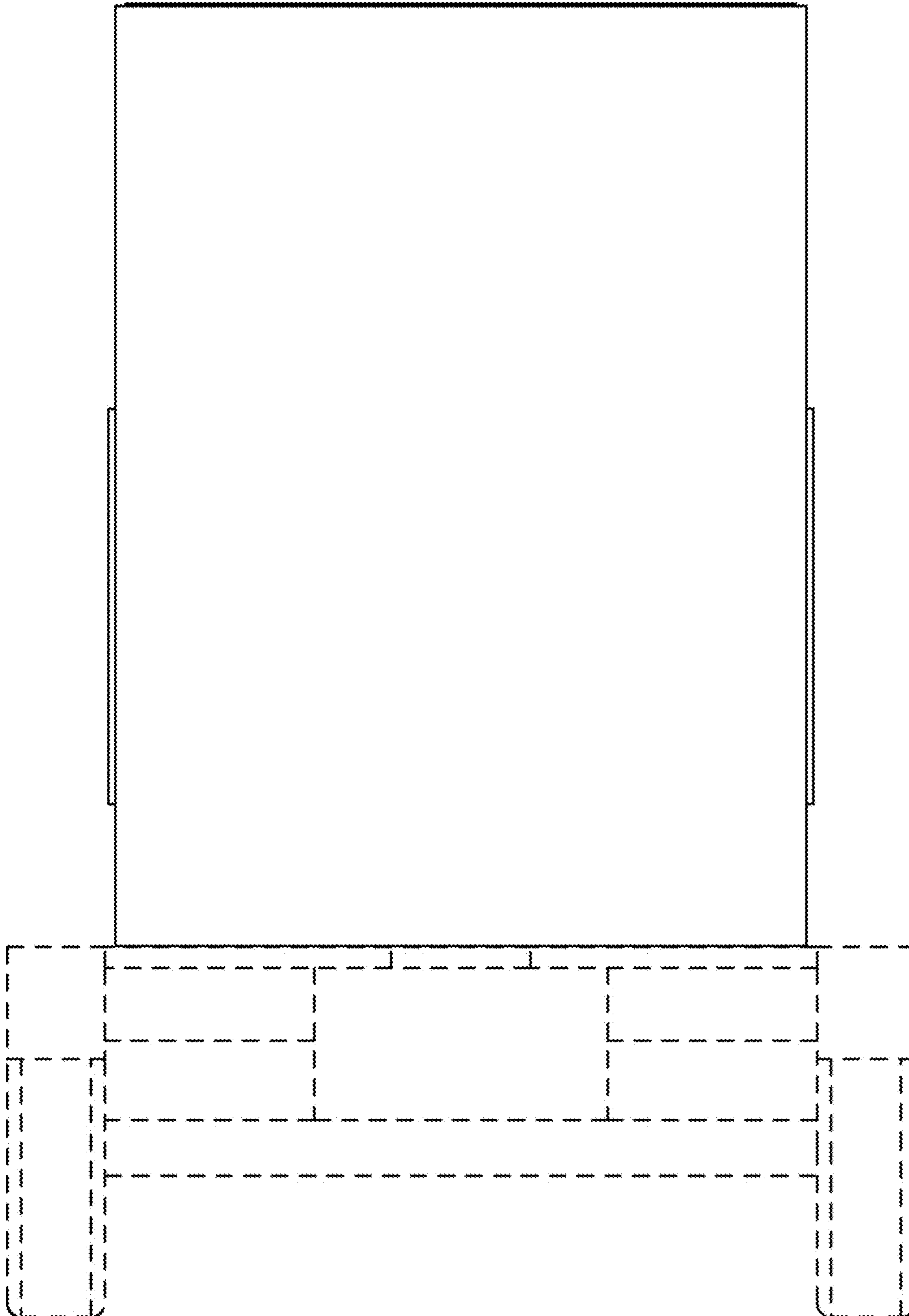
1.4



1.5



1.6



1.7

