



US00D915923S

(12) **United States Design Patent** (10) **Patent No.:** **US D915,923 S**
Dominguez (45) **Date of Patent:** **** Apr. 13, 2021**

(54) **DIAL**

(56) **References Cited**

(71) Applicant: **Harry Winston SA**, Plan-les-Ouates (CH)

U.S. PATENT DOCUMENTS

(72) Inventor: **Emmanuelle Dominguez**, Plan-les-Ouates (CH)

D339,532 S	*	9/1993	Frappe	D10/126
D339,752 S	*	9/1993	Frappe	D10/125
D616,322 S	*	5/2010	Duport	D10/126
D629,324 S	*	12/2010	Lattmann	D10/125
D677,586 S	*	3/2013	Graff	D10/39
D705,675 S	*	5/2014	Abdourahim	D10/39
D787,953 S	*	5/2017	Dominguez	D10/30

(73) Assignee: **Harry Winston SA**, Plan-les-Ouates (CH)

FOREIGN PATENT DOCUMENTS

(**) Term: **15 Years**

CH		692526 A5	*	7/2002	G04B 47/042
CN		201230423620	*	9/2012		

(21) Appl. No.: **29/703,532**

* cited by examiner

(22) Filed: **Aug. 28, 2019**

Primary Examiner — Sheryl Lane
Assistant Examiner — Samantha N Wood
(74) *Attorney, Agent, or Firm* — Blank Rome LLP

(30) **Foreign Application Priority Data**

(57) **CLAIM**

Mar. 4, 2019 (WO) DM/200691

The ornamental design for a dial, as shown and described.

(51) **LOC (13) Cl.** **10-07**

DESCRIPTION

(52) **U.S. Cl.**

USPC **D10/126**

(58) **Field of Classification Search**

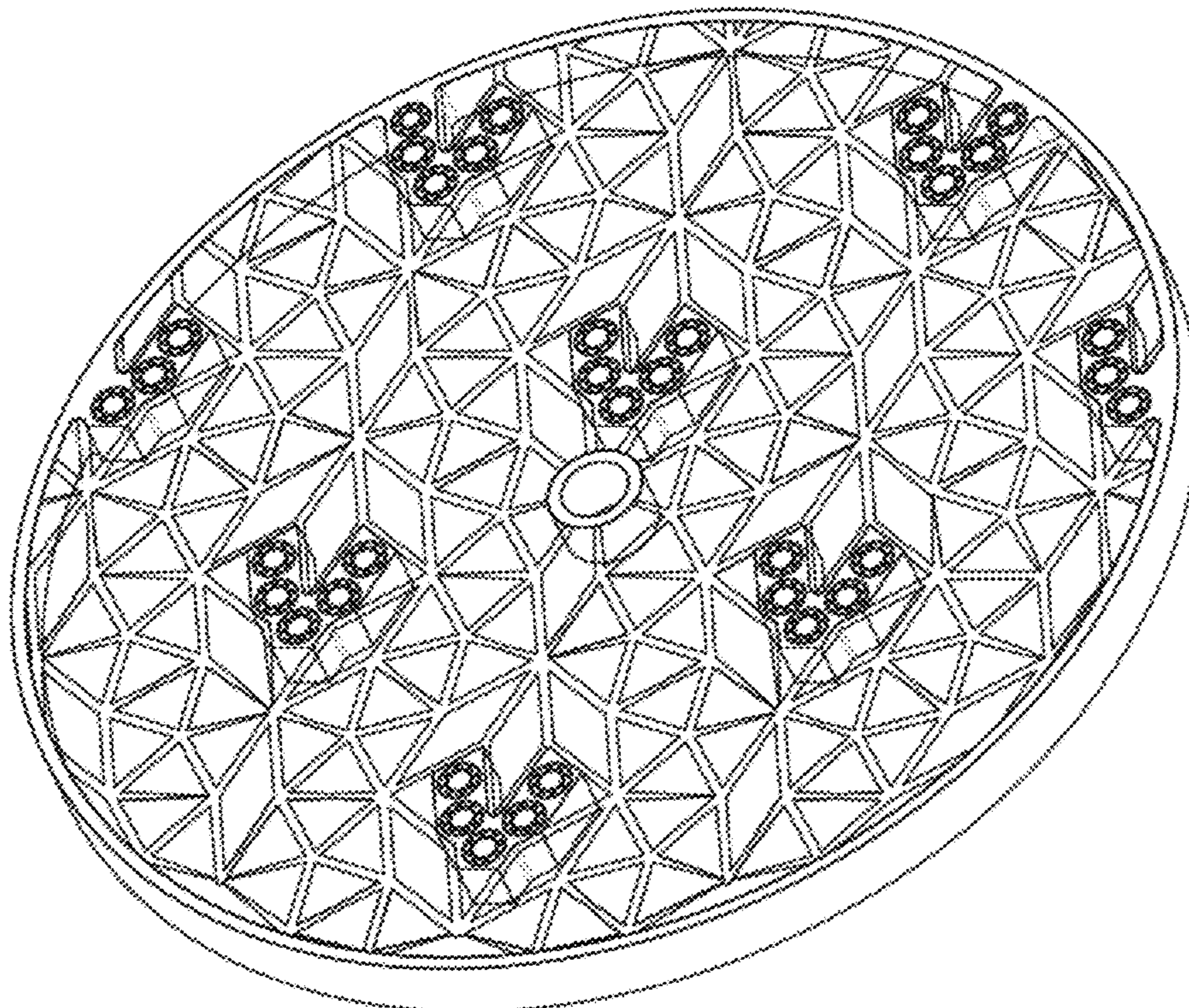
USPC D10/30, 31, 32, 33, 34, 35, 36, 37, 38,
D10/39, 122, 123, 124, 125, 126, 128

CPC G04B 19/00; G04B 19/06; G04B 19/065;
G04B 19/08; G04B 19/106; G04B 19/16;
G04B 19/12; G04B 19/18; G04B 19/025;
G04B 19/103; G04B 19/166; G04B
19/20; G04B 19/223

FIG. 1 is a front view of a dial of the present design;
FIG. 2 is a rear view thereof;
FIG. 3 is a right side view thereof;
FIG. 4 is a left side view thereof;
FIG. 5 is a top view thereof;
FIG. 6 is a bottom view thereof; and
FIG. 7 is a front perspective view thereof; and,
FIG. 8 is a rear perspective view thereof.

See application file for complete search history.

1 Claim, 8 Drawing Sheets






FIG 1

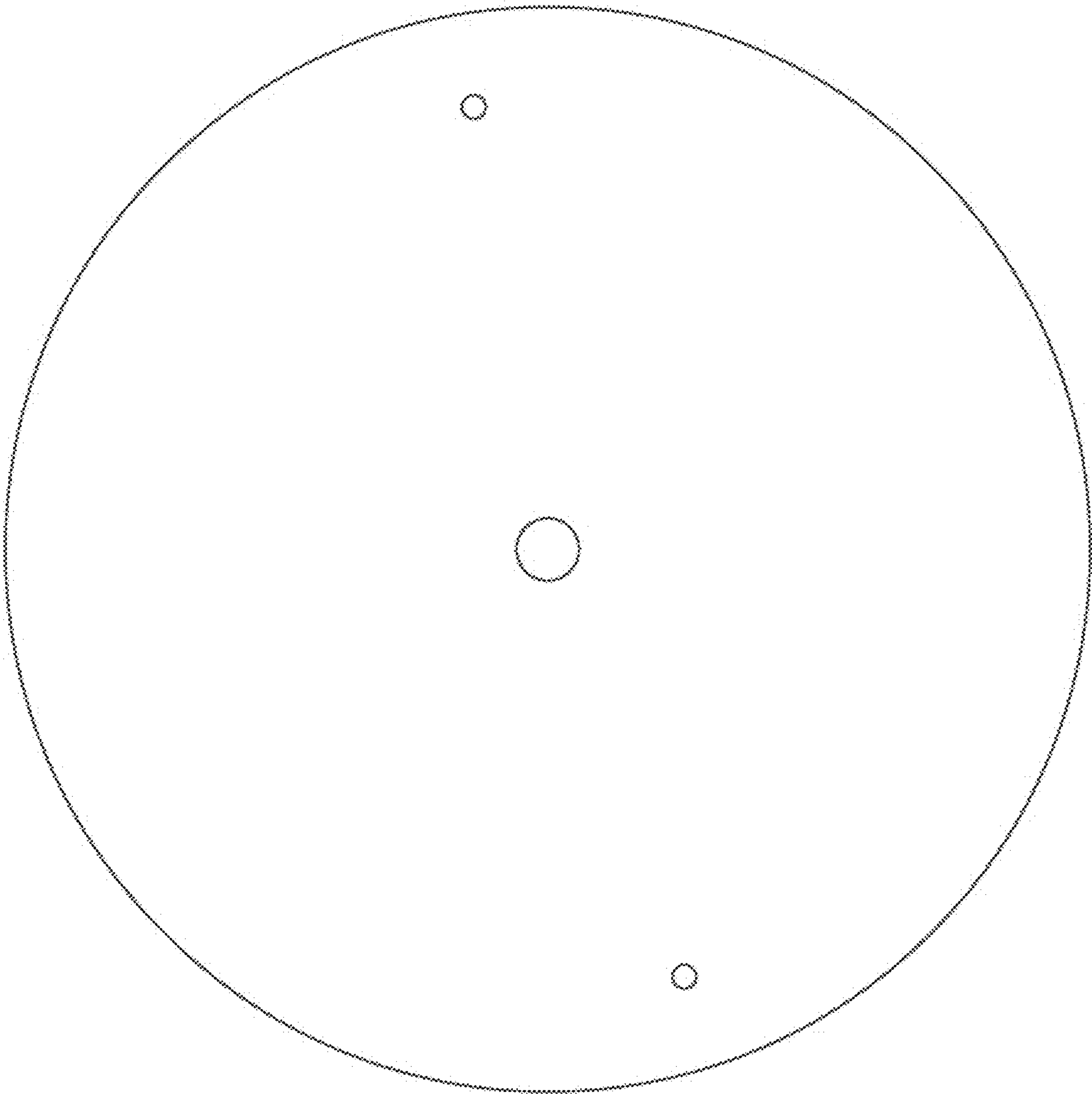


FIG 2




FIG 3




FIG 4

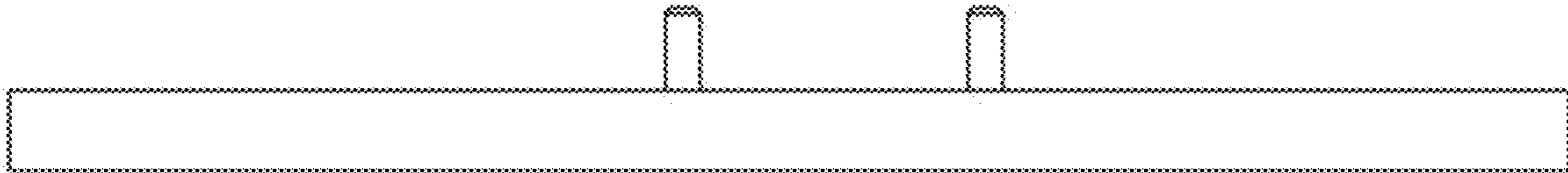


FIG 5

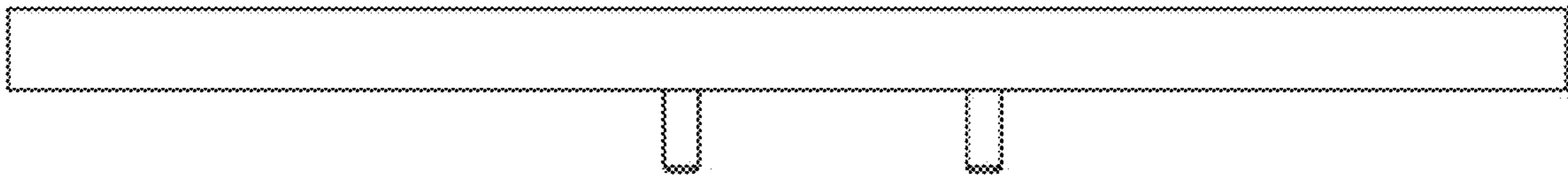


FIG 6

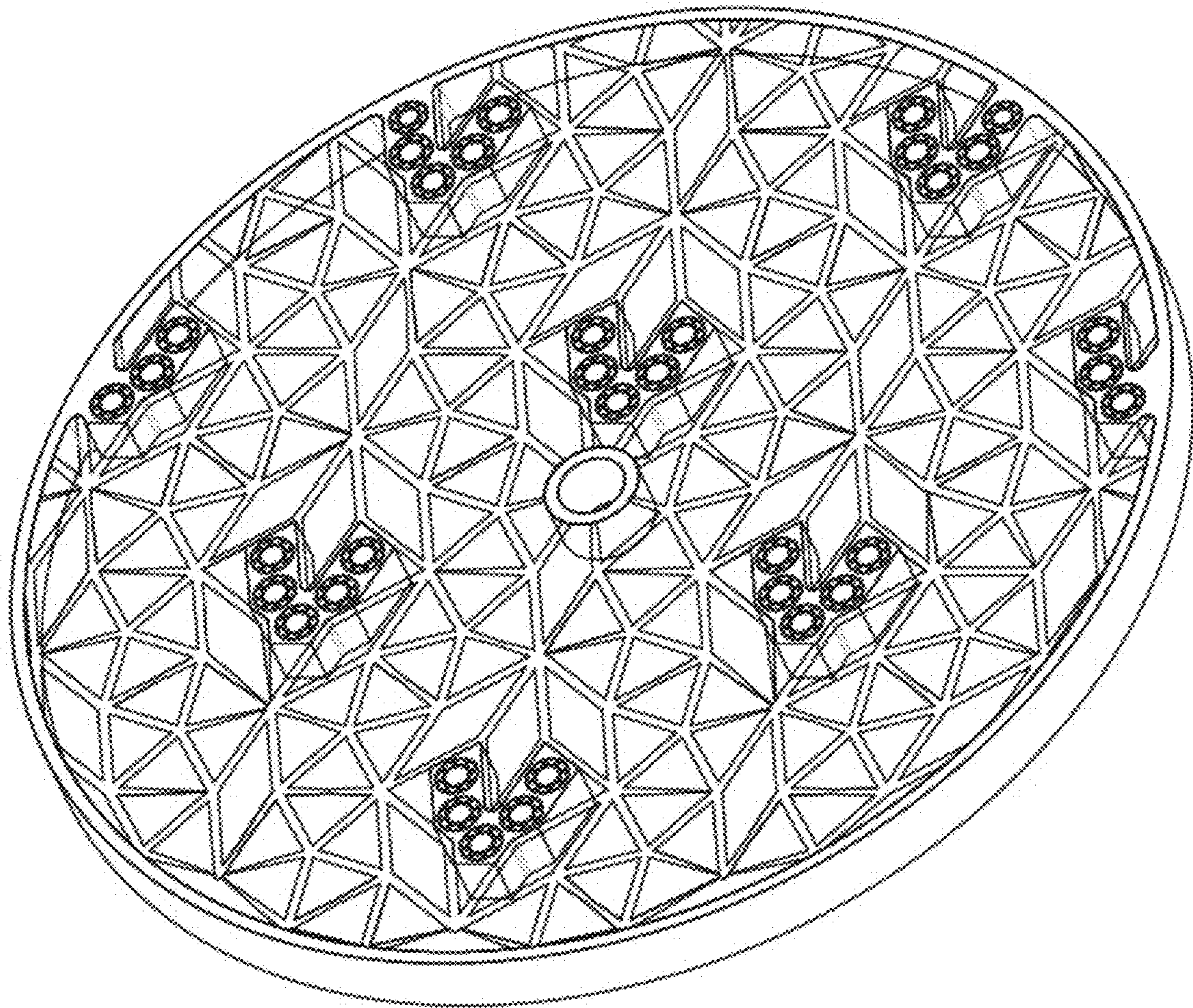


FIG 7

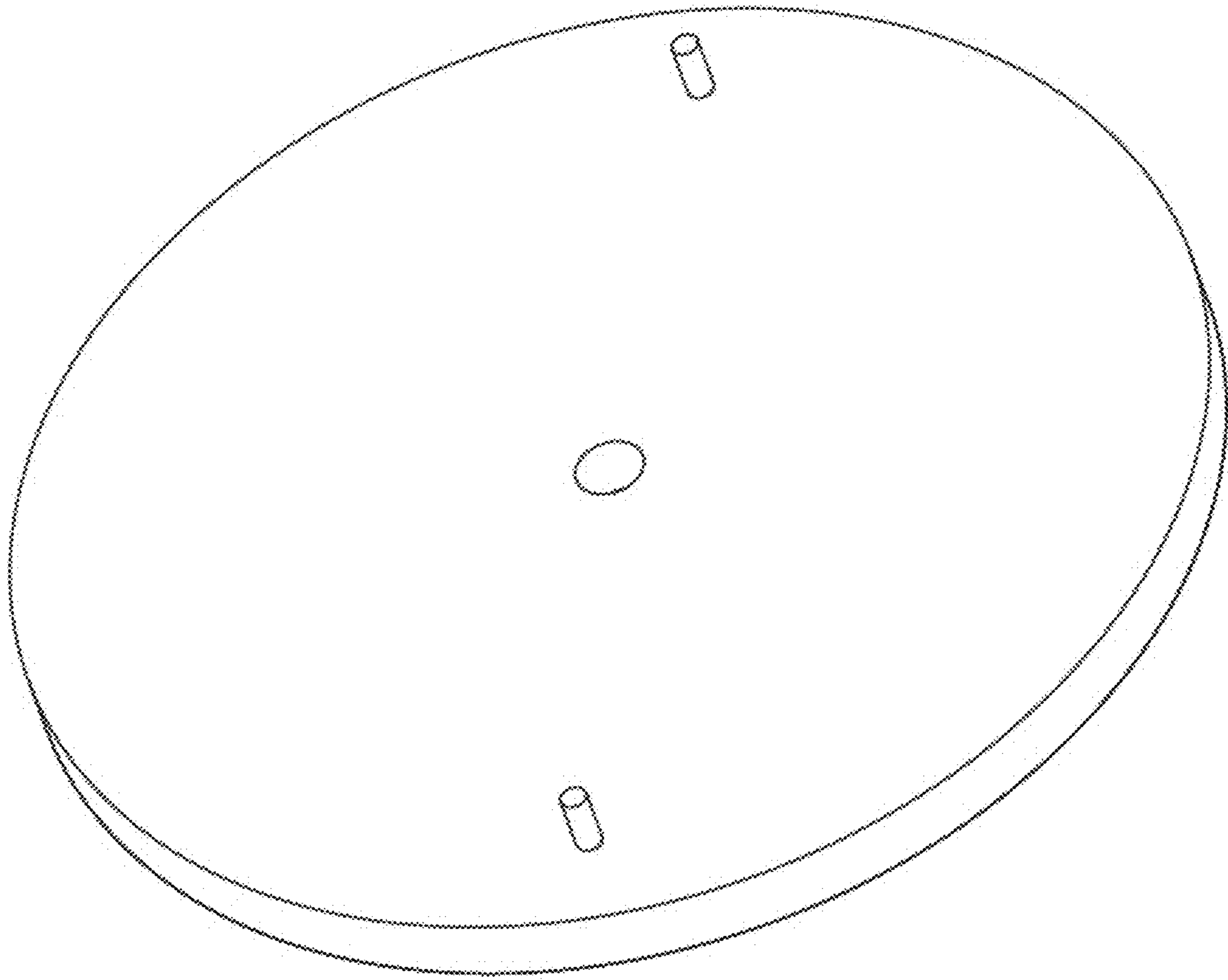


FIG 8