



US00D915906S

(12) **United States Design Patent**
Lee et al.

(10) **Patent No.:** **US D915,906 S**
(45) **Date of Patent:** **** Apr. 13, 2021**

(54) **WRISTWATCH**

(71) Applicant: **Cartier International AG**, Steinhausen (CH)

(72) Inventors: **Sun Min Lee**, Paris (FR); **Andrea Campos Pereira De Souza**, Paris (FR)

(73) Assignee: **Cartier International AG**, Steinhausen (CH)

(**) Term: **15 Years**

(21) Appl. No.: **29/697,808**

(22) Filed: **Jul. 11, 2019**

(30) **Foreign Application Priority Data**

Jan. 11, 2019 (WO) 970009010

(51) **LOC (13) Cl.** **10-02**

(52) **U.S. Cl.**
USPC **D10/32**

(58) **Field of Classification Search**
USPC D10/30, 31, 32, 33, 34, 35, 36, 37, 38, D10/39, 122, 123, 124, 125, 126, 128; D11/3, 4, 12, 86
CPC G04B 37/00; G04B 37/0008; G04B 37/04; G04B 37/18; G04B 37/22; G04B 37/10; G04B 45/00; G04B 45/0076; G04B 45/0038; G04B 45/0061; G04B 19/00; G04B 19/06
See application file for complete search history.

(56) **References Cited**

U.S. PATENT DOCUMENTS

- 1,795,039 A * 3/1931 Prestinari A44C 5/02 59/80
- D150,048 S * 6/1948 Arpels D10/32
- D150,049 S * 6/1948 Arpels D10/32
- D230,062 S * 1/1974 Fukumoto D10/125
- D298,610 S * 11/1988 Young D10/32

- D299,912 S * 2/1989 Goldman D11/12
 - D356,958 S * 4/1995 Schroeter D10/30
 - D420,599 S * 2/2000 Perrin D10/32
- (Continued)

FOREIGN PATENT DOCUMENTS

WO WO-D096974-001 * 7/2017

OTHER PUBLICATIONS

David Perry and Associates, Women's Watch Trends: Bracelets that tell time!, posted Apr. 11, 2017, [online], [visited Jan. 6, 2021]. Internet, <URL: <http://www.davidperryandassoc.com/womens-watch-trends/>> (Year: 2017).*

Primary Examiner — Sheryl Lane

Assistant Examiner — Samantha N Wood

(74) *Attorney, Agent, or Firm* — Taft Stettinius & Hollister LLP


(57) **CLAIM**

The ornamental design for a wristwatch, as shown and described.

DESCRIPTION

FIG. 1 is a front elevational view of a wristwatch showing our new design;
FIG. 2 is a back elevational view thereof;
FIG. 3 is a right side elevational thereof;
FIG. 4 is a left side elevational view thereof;
FIG. 5 is a bottom plan view thereof;
FIG. 6 is a top plan view thereof;
FIG. 7 is a front, bottom, right side perspective view thereof; and,
FIG. 8 is a back, bottom, left side perspective view thereof.
The broken lines in the drawing figures form no part of the claimed design.
The solid black areas in the drawing figures are intended to show the color black.

1 Claim, 8 Drawing Sheets



(56)

References Cited

U.S. PATENT DOCUMENTS

D497,811 S *	11/2004	Modolo	D10/32
D503,901 S *	4/2005	Strasser	D11/3
D508,417 S *	8/2005	Yurman	D10/32
D527,283 S *	8/2006	De Witt	D10/38
D558,633 S *	1/2008	Wei	D10/126
D567,113 S *	4/2008	Tiffoinnet-Airaud	D10/32
D580,277 S *	11/2008	Brady	D10/32
D588,487 S *	3/2009	Hartzband	D11/12
D610,924 S *	3/2010	Duport	D10/39
D614,050 S *	4/2010	Diltoer	D10/38
D789,804 S *	6/2017	Dominguez	D10/32
D791,619 S *	7/2017	Rabassa	D10/39
D806,598 S *	1/2018	Valzan	D10/126

* cited by examiner

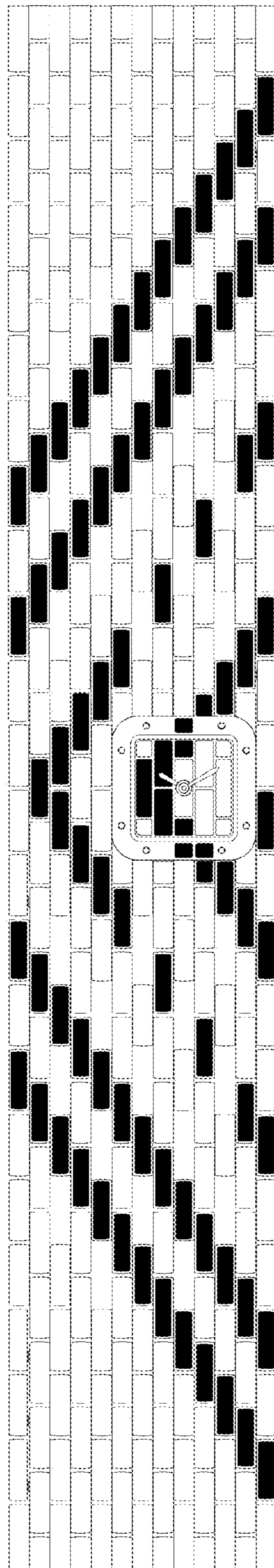


Fig. 1

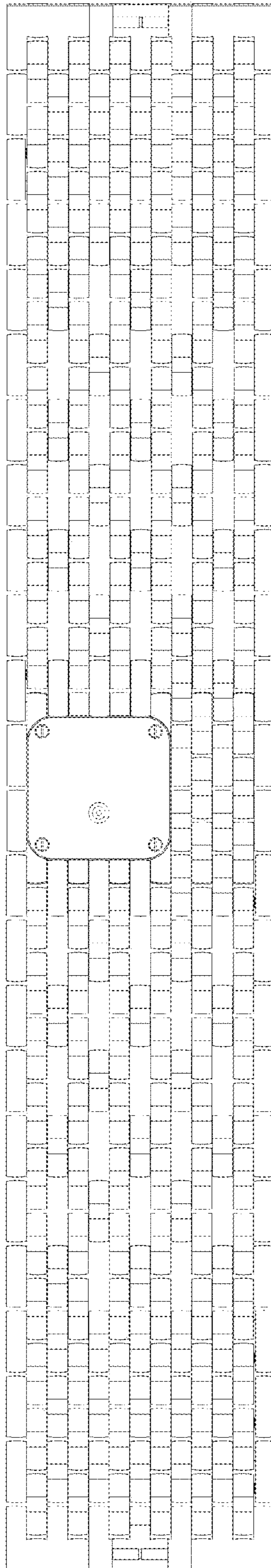


Fig. 2




Fig. 3



Fig. 4

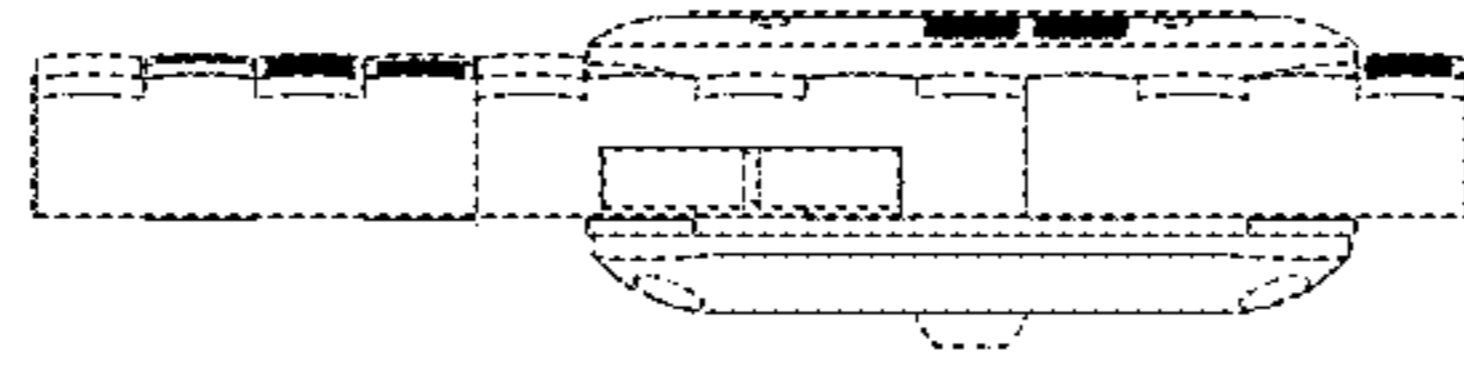


Fig. 5

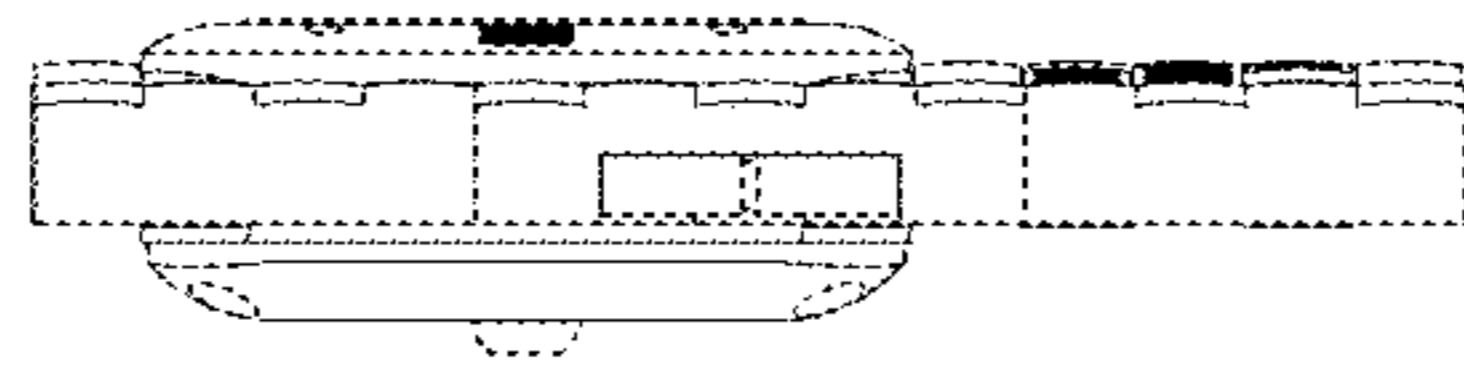


Fig. 6




Fig. 7




Fig. 8