



US00D915881S

(12) **United States Design Patent** (10) **Patent No.:** **US D915,881 S**
Bin Ismail et al. (45) **Date of Patent:** **** Apr. 13, 2021**

(54) **PACKAGING BOX WITH SURFACE INDICIA**

(71) Applicant: **The Procter & Gamble Company**,
Cincinnati, OH (US)

(72) Inventors: **Ridzwan Bin Ismail**, Singapore (SG);
Yenna Susanty, Singapore (SG)

(73) Assignee: **The Procter & Gamble Company**,
Cincinnati, OH (US)

(**) Term: **15 Years**

(21) Appl. No.: **29/634,757**

(22) Filed: **Jan. 24, 2018**

(30) **Foreign Application Priority Data**

Jul. 24, 2017 (WO) 4171101

(51) **LOC (13) Cl.** **09-07**

(52) **U.S. Cl.**

USPC **D9/434; D9/652**

(58) **Field of Classification Search**

USPC D9/434, 435, 439, 440, 442-450,
D9/452-457, 499, 503-505, 682, 685,
D9/686, 414, 432, 451, 652; D7/387,
D7/391, 392, 392.1, 396.1, 396.2, 507,
D7/509-511, 538, 900; D3/202, 203.2,
D3/294, 318; D28/91, 91.1; D24/108,
D24/111, 112; D23/213, 223
CPC .. A61J 1/00; A61J 1/1412; B65D 1/00; B65D
1/02; B65D 1/10; B65D 1/46; B65D
5/46; B65D 41/00; B65D 41/38; B65D
41/56; B65D 41/62; B65D 47/00; B65D
47/06; B65D 47/08; B65D 2251/00;
B65D 2543/00046; B65D 2543/00092;
B65D 2543/00296

See application file for complete search history.

(56) **References Cited**

U.S. PATENT DOCUMENTS

D114,009 S * 3/1939 Blunt D9/652
D161,949 S * 2/1951 McIntosh D9/432
D222,006 S * 9/1971 Pennell D9/435
D306,883 S * 3/1990 Ukisu D3/271.12

(Continued)

OTHER PUBLICATIONS

Amazon.com "Bosch Professional 2608601723 Support Plate with Centre Pin X-Lock Diameter 115 mm" (online), first available on Apr. 30, 2019. URL: https://www.amazon.com/Bosch-Professional-2608601723-Support-Diameter/dp/B07PYRKNYX/ref=pd_rhf_dp_p_img_3?_encoding=UTF8&psc=1&refRID=K3EGXNHE6VJ42JN8TBWF (5 pages).*

Primary Examiner — Wendy L Arminio

(74) *Attorney, Agent, or Firm* — John G. Powell

(57) **CLAIM**

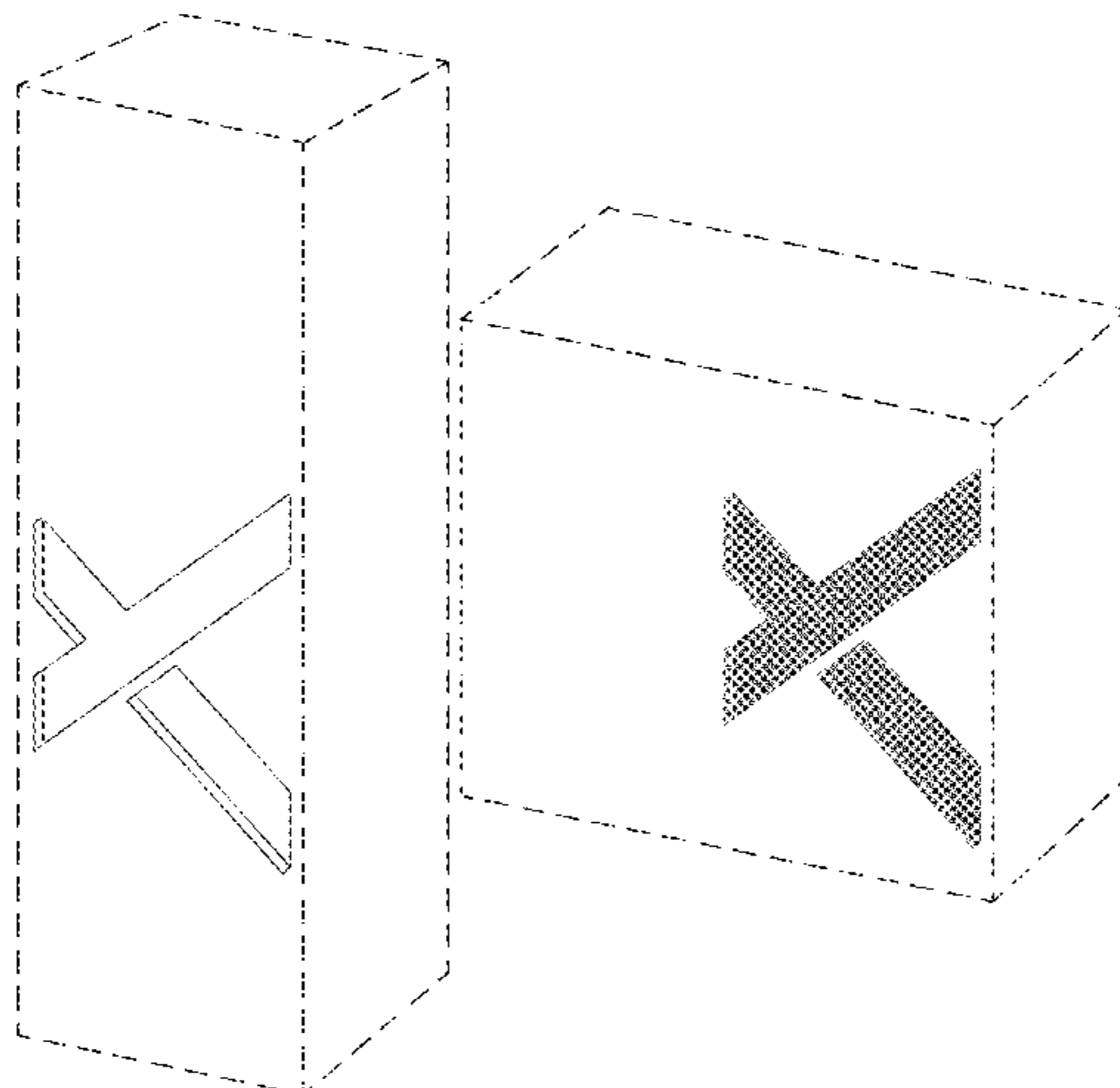
The ornamental design for a packaging box with surface indicia, as shown and described.

DESCRIPTION

FIG. 1 is an isometric view of a first embodiment of our new packaging box with surface indicia;
FIG. 2 is a front, elevated view thereof;
FIG. 3 is a left, elevated view thereof;
FIG. 4 is a back, elevated view thereof;
FIG. 5 is a right, elevated view thereof;
FIG. 6 is a top view thereof;
FIG. 7 is a bottom view thereof;
FIG. 8 is an isometric view of a second embodiment of the packaging box with surface indicia;
FIG. 9 is a front view thereof;
FIG. 10 is a left view thereof;
FIG. 11 is a back view thereof;
FIG. 12 is a right view thereof;
FIG. 13 is a top view thereof; and,
FIG. 14 is a bottom view thereof.

The solid lines form the boundaries of the claim. The broken lines depict portions of the packaging box with surface indicia that form no part of the claimed design.

1 Claim, 4 Drawing Sheets



(56)

References Cited

U.S. PATENT DOCUMENTS

D369,097	S	*	4/1996	Dinand	D9/652
D369,098	S	*	4/1996	Dinand	D9/652
D452,534	S	*	12/2001	Stewart	D21/333
D554,501	S	*	11/2007	Bone	D9/434
D618,393	S	*	6/2010	Beckholt	D28/8.1
D660,158	S	*	5/2012	Bouma	D9/516
D694,645	S	*	12/2013	Limback	D9/652
D720,235	S	*	12/2014	Lindstedt	D9/652
D746,599	S	*	1/2016	Olson	D6/300
D768,475	S	*	10/2016	Thompson	D9/414
D773,300	S	*	12/2016	Uribe	D9/499
D777,035	S	*	1/2017	Uribe	D9/499
D821,217	S	*	6/2018	Bonilla	D9/434
D829,542	S	*	10/2018	Uribe	D9/414
D844,994	S	*	4/2019	Pacha	D3/327
D847,430	S	*	4/2019	Leatherman	D9/652
D871,210	S	*	12/2019	Clifton	D9/432
D871,902	S	*	1/2020	Shenfarber	D9/432
D873,653	S	*	1/2020	Stephens	D9/414
D899,941	S	*	10/2020	Won	D9/434
D899,942	S	*	10/2020	Won	D9/434
2005/0224506	A1	*	10/2005	Withers	B65D 43/0212 220/793

* cited by examiner

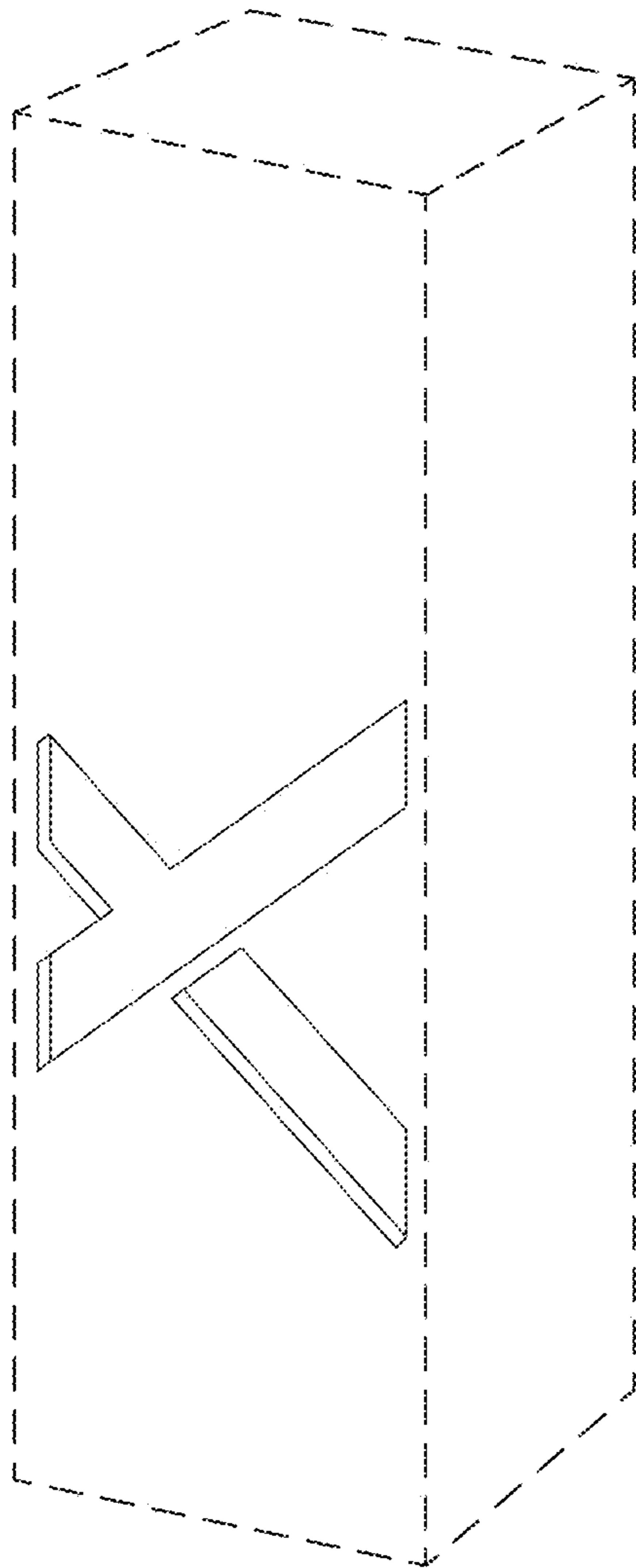


FIG. 1

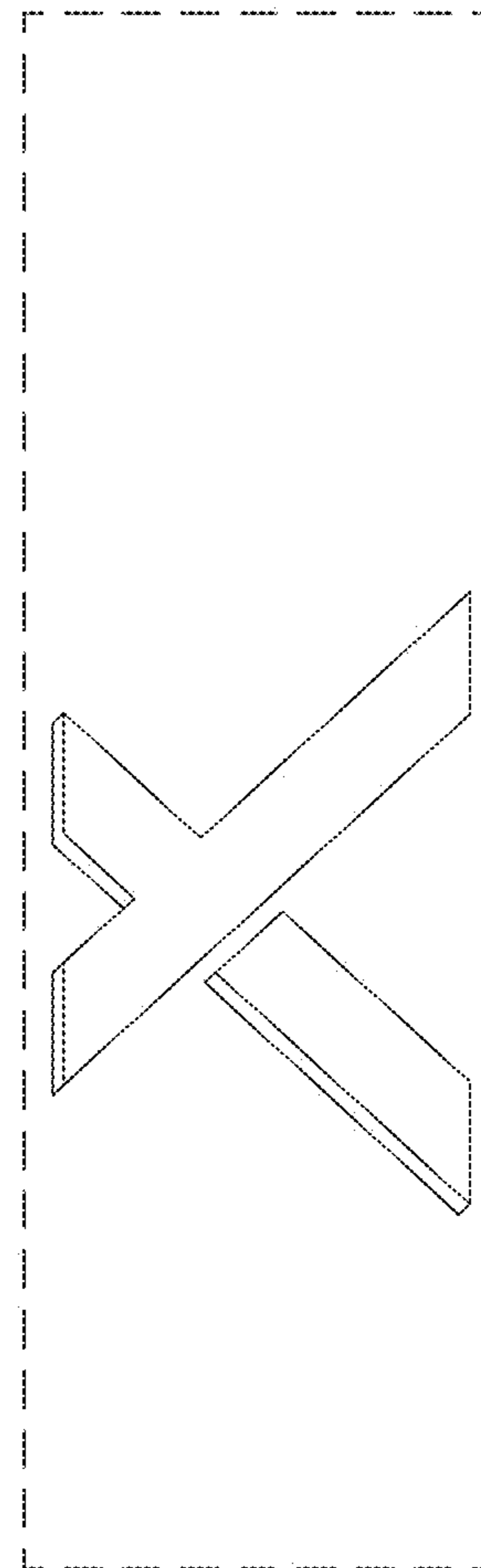


FIG. 2



FIG. 3




FIG. 4




FIG. 5




FIG. 6




FIG. 7

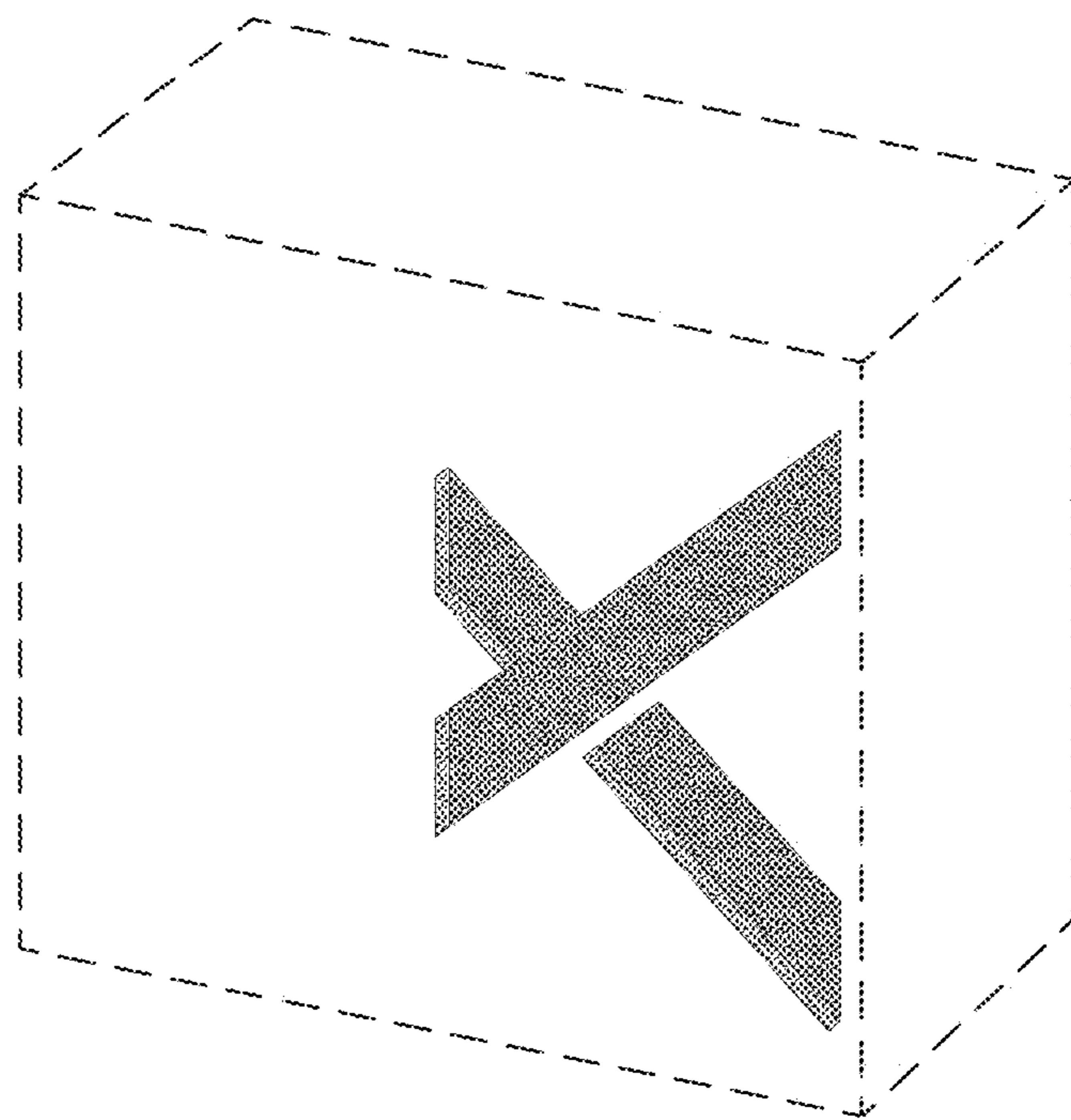


FIG. 8




FIG. 9




FIG. 10




FIG. 11




FIG. 12




FIG. 13



FIG. 14