



US00D915872S

(12) **United States Design Patent** (10) **Patent No.:** **US D915,872 S**  
**Vogel et al.** (45) **Date of Patent:** **\*\* \*Apr. 13, 2021**

(54) **BENDABLE ARM** 8,806,723 B2 \* 8/2014 Martinson ..... B65D 63/00  
24/343  
(71) Applicant: **NITE IZE, INC.**, Boulder, CO (US) D728,351 S \* 5/2015 Martinson ..... D8/373  
D728,352 S \* 5/2015 Martinson ..... D8/373  
(72) Inventors: **Frank Vogel**, Boulder, CO (US); **Rick Case**, Boulder, CO (US) 9,174,781 B2 \* 11/2015 Case ..... B62J 11/00  
D774,879 S \* 12/2016 Martinson ..... D8/394  
D781,687 S \* 3/2017 Martinson ..... D8/356  
D809,053 S \* 1/2018 Carnevali ..... D16/242  
(73) Assignee: **NITE IZE, INC.**, Boulder, CO (US) 10,507,961 B2 \* 12/2019 Gallup ..... F16B 2/08  
D885,377 S \* 5/2020 Hu ..... D14/253  
D896,014 S \* 9/2020 Case ..... D6/708.2  
(\*) Notice: This patent is subject to a terminal disclaimer. 2012/0114324 A1 \* 5/2012 Volkert ..... F16M 11/041  
396/428

(\*\*) Term: **15 Years**

\* cited by examiner

(21) Appl. No.: **29/631,138**

*Primary Examiner* — Keli L Hill

(22) Filed: **Dec. 27, 2017**

*Assistant Examiner* — Harold E Blackwell, II

(51) **LOC (13) Cl.** ..... **08-05**

(74) *Attorney, Agent, or Firm* — Haynes and Boone, LLP

(52) **U.S. Cl.**  
USPC ..... **D8/380**

(57) **CLAIM**

(58) **Field of Classification Search**  
USPC ..... D8/380, 354, 349, 355; D16/242, 244;  
D12/420, 415; D14/234, 235, 238, 431  
CPC . G03B 17/56; H05K 7/14; H05K 7/00; H05K  
5/02  
See application file for complete search history.

The ornamental design for the bendable arm, as shown and described.

**DESCRIPTION**

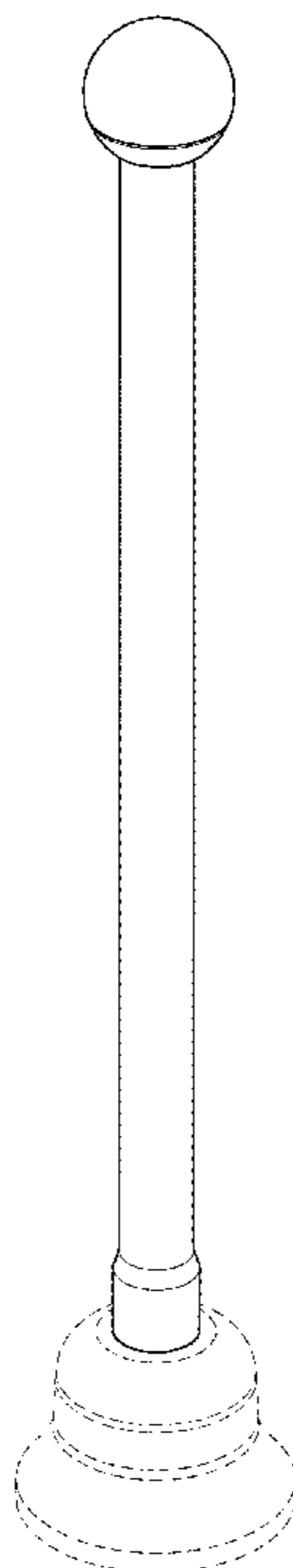
(56) **References Cited**

FIG. 1 shows a front perspective view of a bendable arm; FIG. 2 shows a front view of the bendable arm of FIG. 1; FIG. 3 shows a rear view of the bendable arm of FIG. 1; FIG. 4 shows left side view of the bendable arm of FIG. 1; FIG. 5 shows a right side view of the bendable arm of FIG. 1; FIG. 6 shows a bottom view of the bendable arm of FIG. 1; and, FIG. 7 shows a top view of the bendable arm of FIG. 1. The broken lines in the FIGS. 1-7 illustrate portions of the bendable arm which form no part of the claimed design.

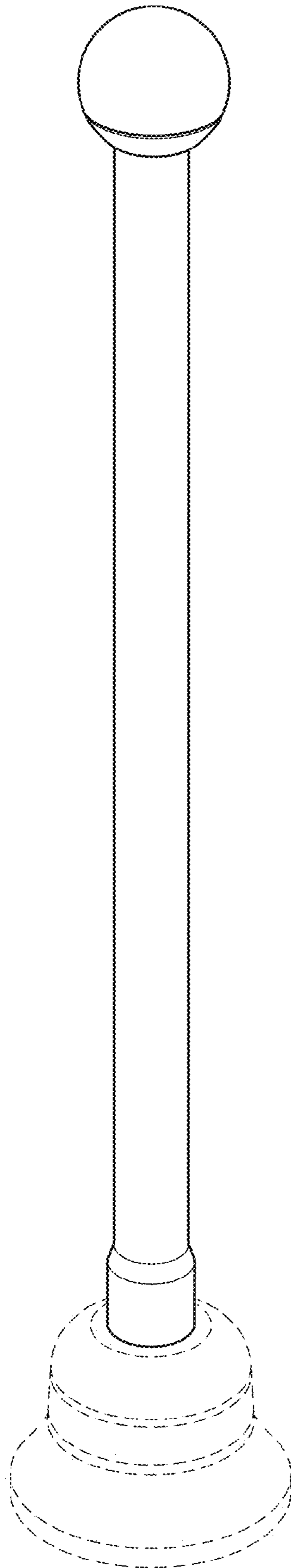
U.S. PATENT DOCUMENTS

5,593,198 A \* 1/1997 Vogel, II ..... E01H 5/02  
294/53.5  
D511,352 S \* 11/2005 Oliver ..... D16/203  
D638,406 S \* 5/2011 Chiang ..... D14/224  
D677,709 S \* 3/2013 Skeoch ..... D16/242  
8,602,376 B2 \* 12/2013 Vogel ..... H05K 5/0204  
248/371

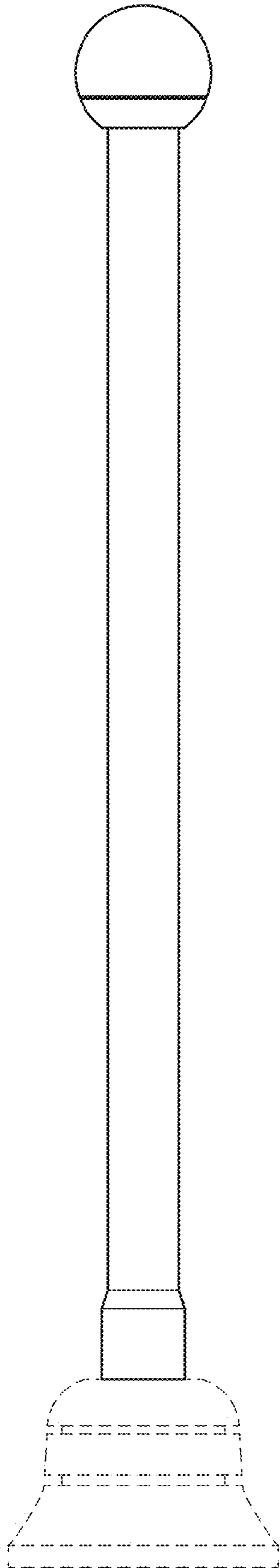
**1 Claim, 4 Drawing Sheets**



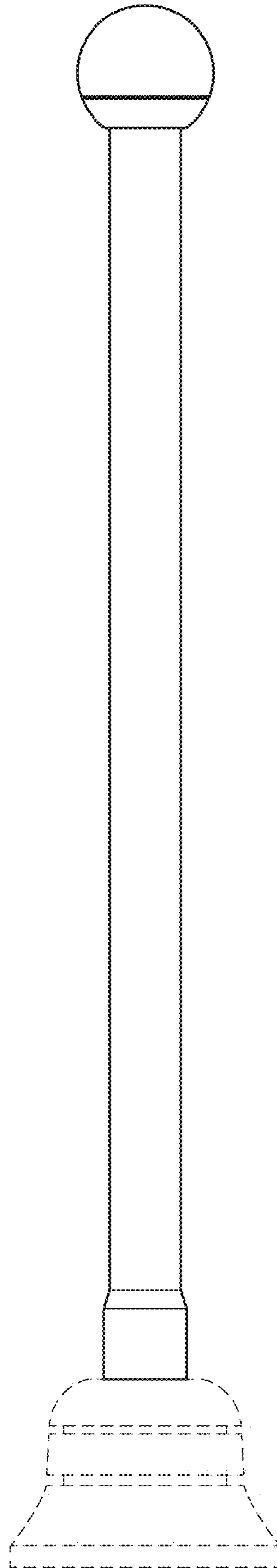
**FIG. 1**



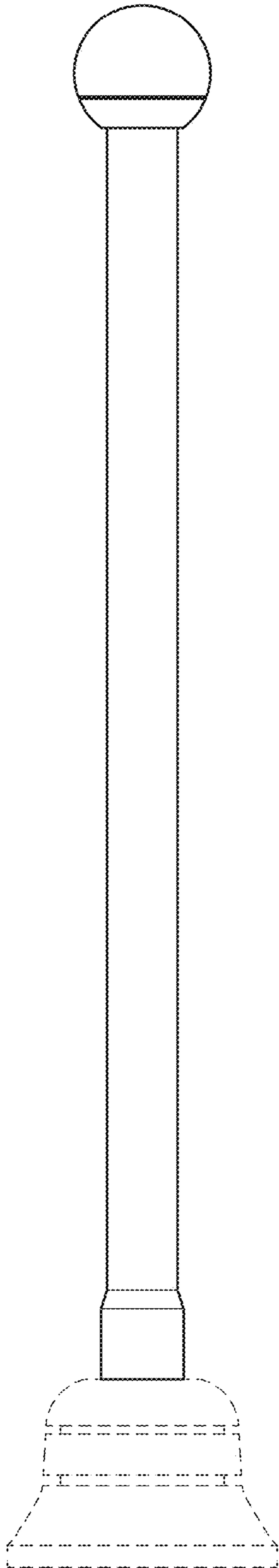
**FIG. 2**



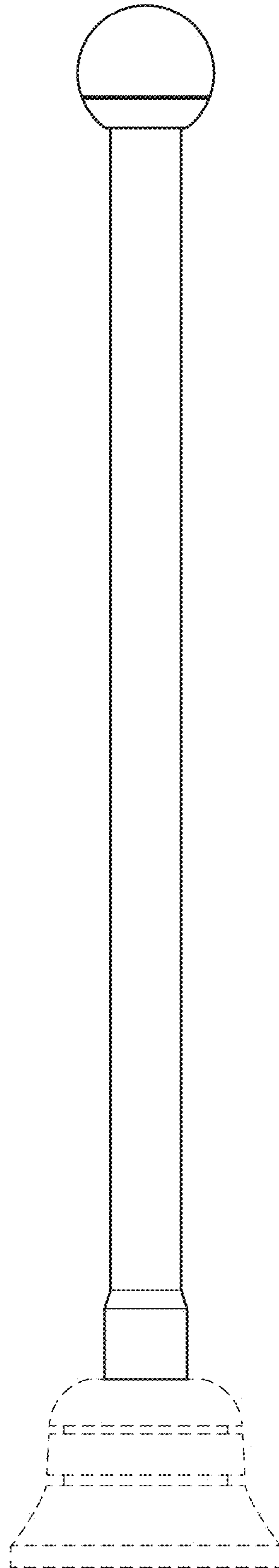
**FIG. 3**



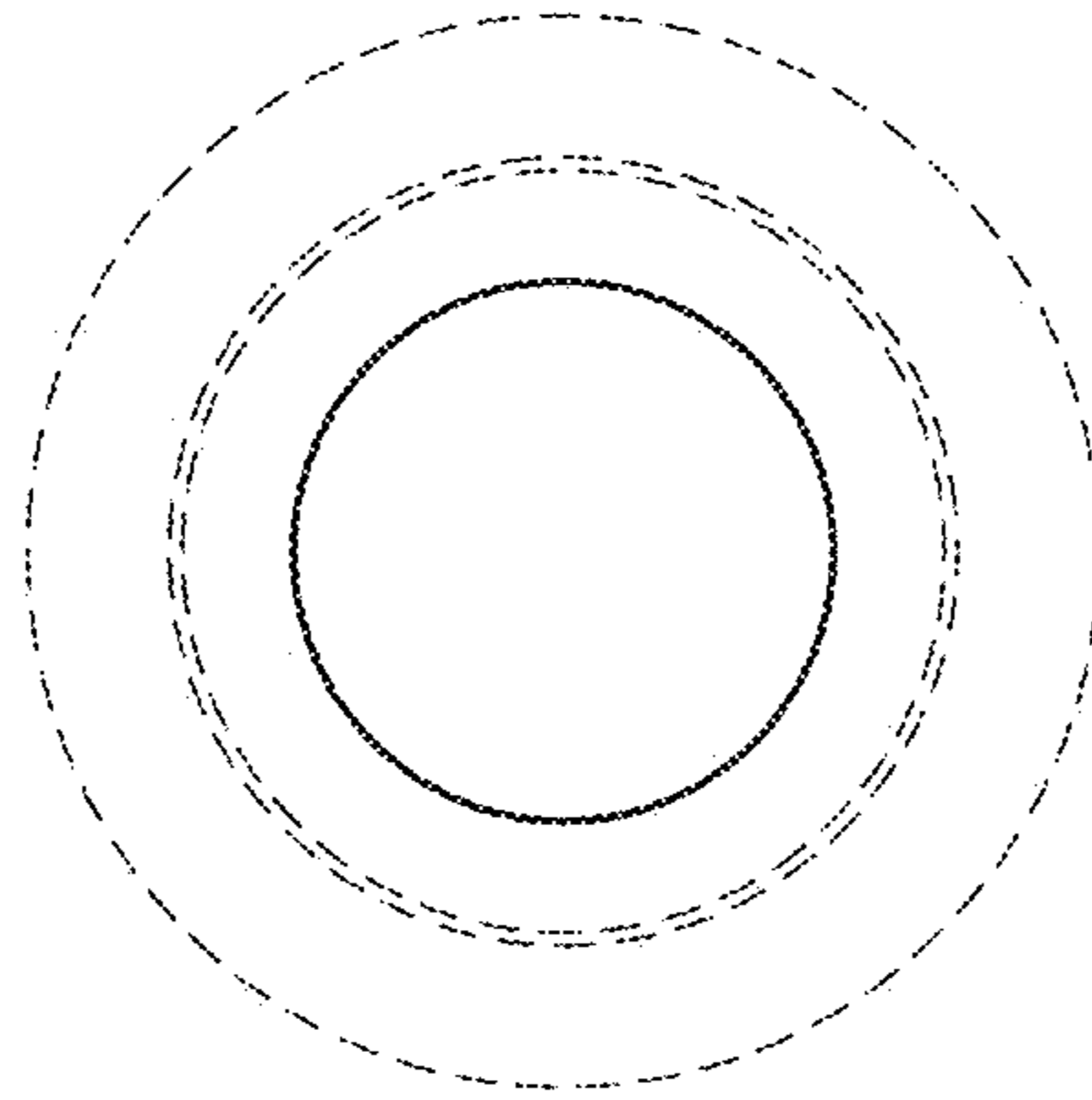
**FIG. 4**



**FIG. 5**



**FIG. 6**



**FIG. 7**

