



US00D915857S

(12) **United States Design Patent**
Brigham

(10) **Patent No.:** **US D915,857 S**

(45) **Date of Patent:** **** Apr. 13, 2021**

- (54) **CLAMP COVER**
- (71) Applicant: **Integrity Products & Supplies Inc.**,
Sherwood Park (CA)
- (72) Inventor: **Graham Brigham**, Sherwood Park
(CA)
- (73) Assignee: **INTEGRITY PRODUCTS &
SUPPLIES INC.**, Sherwood Park (CA)
- (**) Term: **15 Years**
- (21) Appl. No.: **29/683,755**
- (22) Filed: **Mar. 15, 2019**
- (51) **LOC (13) Cl.** **08-05**
- (52) **U.S. Cl.**
USPC **D8/72**
- (58) **Field of Classification Search**
USPC D8/71-74, 394-399, 59; 248/63, 72,
248/74.1, 689, 124.2; 81/487, 385, 386,
81/388-390; 269/3, 4, 6, 143, 165, 240,
269/243, 246-249, 254 R, 147-149;
29/256, 257, 276; 408/103, 104-109;
D7/602; D15/150-152; 123/195 C;
277/314
CPC F01M 11/0004; F01M 2011/0054; F01M
2011/0058; B25B 1/00; B25B 5/00
See application file for complete search history.

- 5,529,313 A * 6/1996 Malks F16J 15/061
277/598
- D415,935 S * 11/1999 Martinez D7/602
- D418,844 S * 1/2000 Occhiuto D15/5
- 6,612,275 B2 * 9/2003 Immel F01L 1/024
123/195 C
- 7,051,695 B1 * 5/2006 Kowis F02F 7/006
123/195 C
- 8,075,772 B2 * 12/2011 Suga B01D 29/96
210/232
- D698,609 S * 2/2014 Duvigneau D7/602
- 8,776,757 B2 * 7/2014 Goerend F01M 11/04
123/195 C
- D725,688 S * 3/2015 Kile D15/150
- D759,421 S * 6/2016 Wiggins D7/602
- D772,058 S * 11/2016 Urushidani D9/432
- 9,494,279 B2 * 11/2016 Antonakakis H05B 3/0014
- D792,760 S * 7/2017 Foster D9/424
- D793,817 S * 8/2017 Chen D7/602
- D908,441 S * 1/2021 Samartgis D7/602
- D909,141 S * 2/2021 Hartley D7/602

* cited by examiner

Primary Examiner — David G Muller
(74) *Attorney, Agent, or Firm* — Davis & Bujold,
P.L.L.C; Jay S. Franklin

(57) **CLAIM**

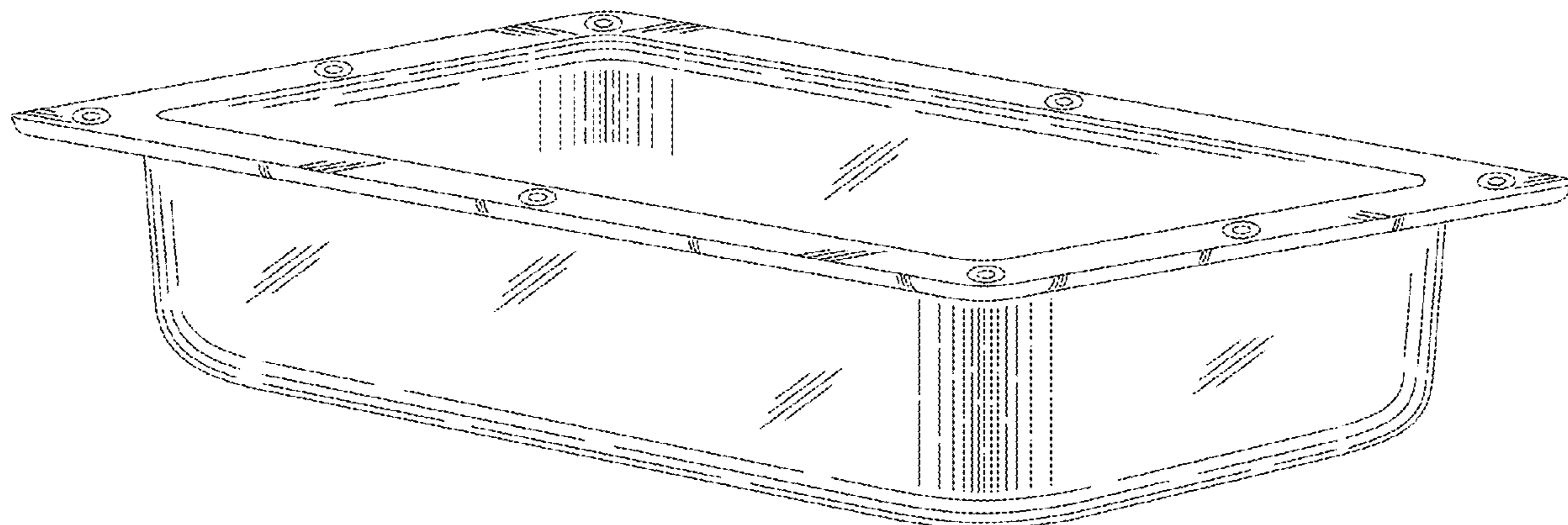
The ornamental design for a clamp cover, as shown and described.

DESCRIPTION

FIG. 1 is a side perspective view of a clamp cover incorporating my new design;
FIG. 2 is a front view thereof;
FIG. 3 is a back view thereof;
FIG. 4 is a side view thereof, the opposite side being a mirror image; and,
FIG. 5 is an end view thereof, the opposite end being a mirror image.

1 Claim, 5 Drawing Sheets

- (56) **References Cited**
U.S. PATENT DOCUMENTS
- 1,737,466 A * 11/1929 Lynd F02B 77/00
184/106
- 1,792,743 A * 2/1931 Hume F16B 5/0635
269/254 R
- 4,492,189 A * 1/1985 Ogawa F02F 7/006
123/195 C
- 4,880,156 A * 11/1989 Wallet F16N 31/002
232/43.1



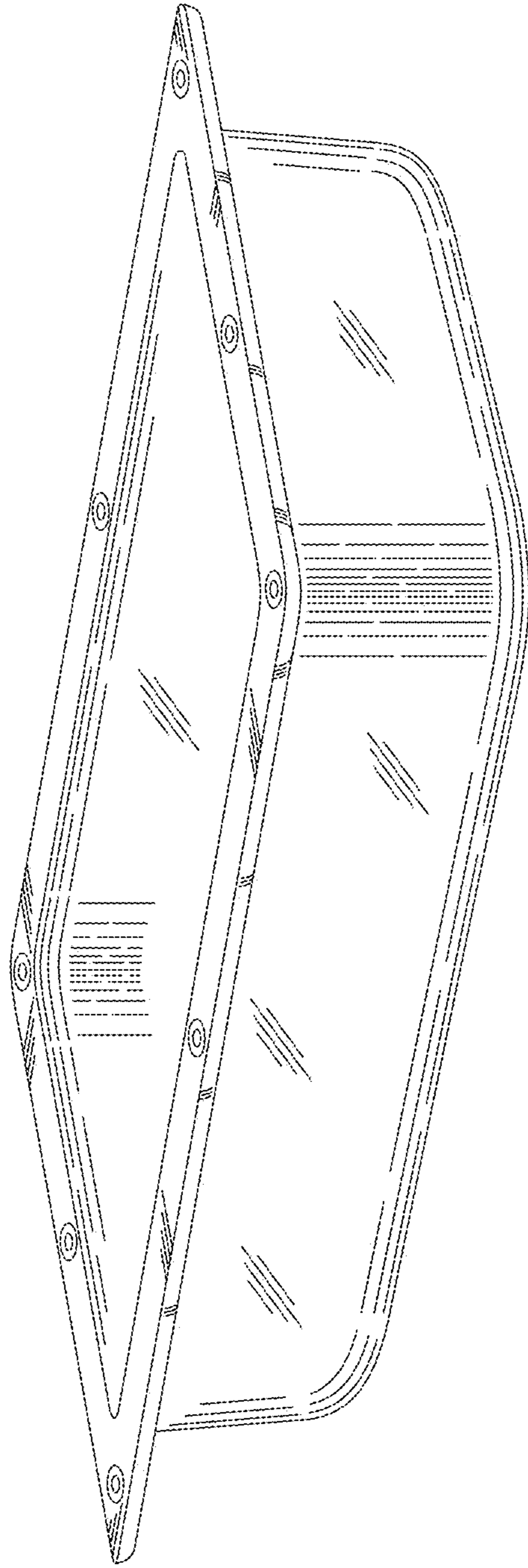


Fig. 1

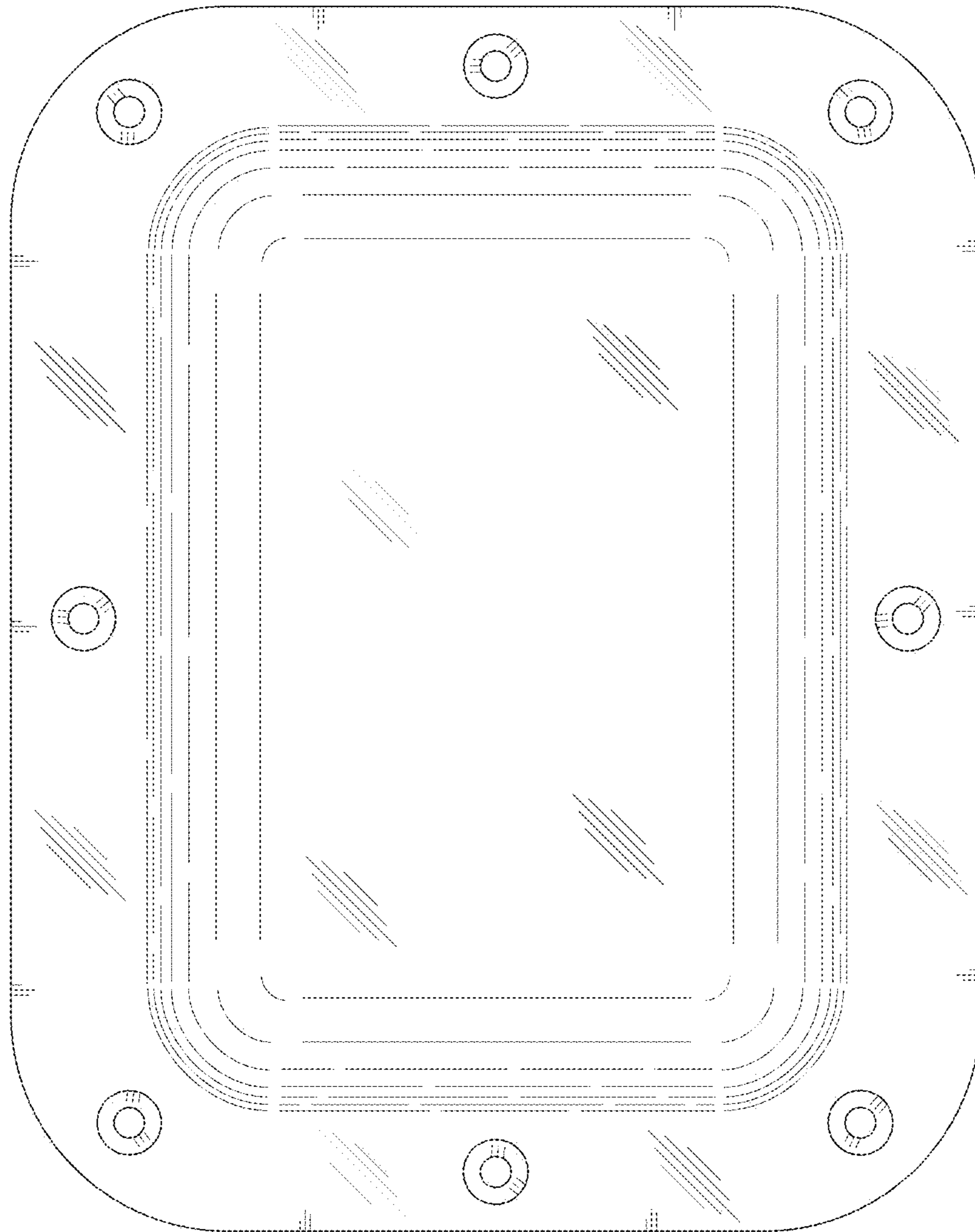


Fig. 2

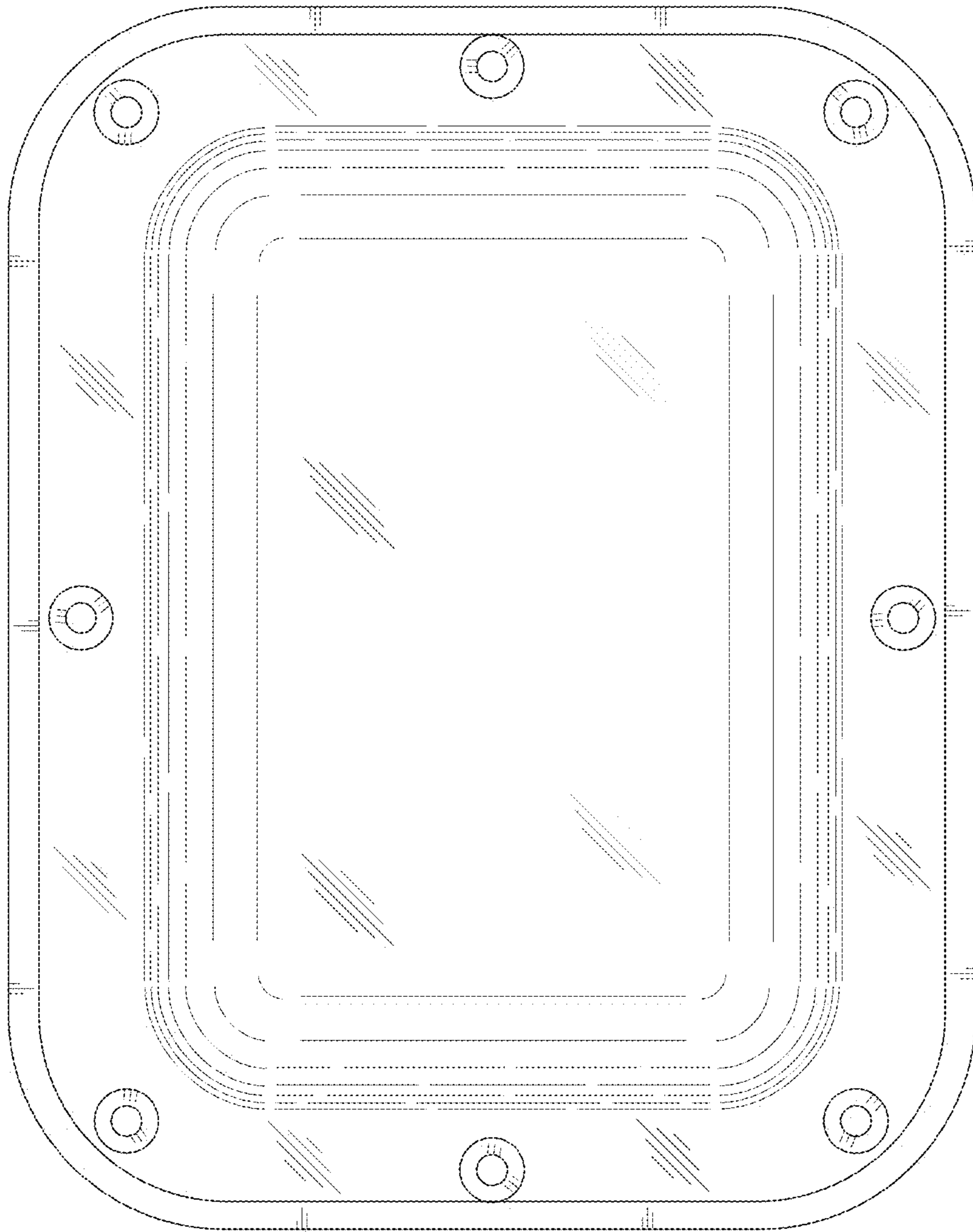


Fig. 3




Fig. 4




Fig. 5