



US00D915836S

(12) **United States Design Patent** (10) **Patent No.:** **US D915,836 S**
Henderson (45) **Date of Patent:** **** Apr. 13, 2021**

(54) **KNIFE**

(71) Applicant: **James Dewitt Henderson, St.**
Petersburg, FL (US)

(72) Inventor: **James Dewitt Henderson, St.**
Petersburg, FL (US)

(73) Assignee: **James Henderson, Saint Petersburg, FL**
(US)

(**) Term: **15 Years**

(21) Appl. No.: **29/710,082**

(22) Filed: **Oct. 21, 2019**

(51) **LOC (13) Cl.** **07-03**

(52) **U.S. Cl.**
USPC **D7/650; D7/642; D7/645; D7/649**

(58) **Field of Classification Search**
USPC D7/368, 401.2, 642-650, 653-664, 669,
D7/675-677, 683, 688-689, 691;
D8/107, 300-301; D22/117-118
CPC ... A01D 9/02; A01D 9/04; A01D 9/06; A47G
21/00; A47G 21/004; A47G 21/005;
A47G 21/02; A47G 21/023; A47G 21/04;
A47G 21/06; A47G 21/08; A47J 43/28;
A47J 43/281; A47J 43/282; A61F 13/10;
A61J 7/0023; B25G 1/00; B25G 1/01;
B25G 1/02; B25G 3/00; B65D 75/56;
B65D 75/563; B65D 75/566; B67B 7/00;
B67B 7/724; B67B 7/73

See application file for complete search history.

(56) **References Cited**

U.S. PATENT DOCUMENTS

D252,315 S *	7/1979	Dart	D7/650
D533,033 S *	12/2006	Wagner	D7/650
D554,952 S *	11/2007	Smith	D7/664
D608,143 S *	1/2010	Kasper	D7/401.2
D623,907 S *	9/2010	Lenge	D7/650
D730,701 S *	6/2015	Ng	D7/650
D746,645 S *	1/2016	Truog	D7/644
D752,398 S *	3/2016	Mou	D7/650
D778,121 S *	2/2017	Mou	D7/650
D795,656 S *	8/2017	McFarland	D7/650
D834,379 S *	11/2018	Truog	D7/643
2010/0000096 A1 *	1/2010	Muehleman	A47G 21/02 30/165

* cited by examiner

Primary Examiner — Ricky Pham


(57) **CLAIM**

The ornamental design for a knife, as shown and described.

DESCRIPTION

FIG. 1 is a bottom rear perspective view of the knife;
 FIG. 2 is a top front perspective view of the knife;
 FIG. 3 is a top rear perspective view of the knife;
 FIG. 4 is a front view of the knife;
 FIG. 5 is a rear view of the knife;
 FIG. 6 is a bottom view of the knife;
 FIG. 7 is a top view of the knife;
 FIG. 8 is a left side view of the knife; and,
 FIG. 9 is a right side view of the knife.

1 Claim, 9 Drawing Sheets






Fig. 1




Fig. 2




Fig. 3




Fig. 4




Fig. 5




Fig. 6




Fig. 7




Fig. 8



Fig. 9