



US00D915835S

(12) **United States Design Patent**
deBretton Gordon

(10) **Patent No.:** **US D915,835 S**
(45) **Date of Patent:** **** Apr. 13, 2021**

(54) **CUTLERY SET**

(71) Applicant: **Robert Welch Designs Ltd.**,
Gloucestershire (GB)

(72) Inventor: **Kit Han deBretton Gordon**, Shipston
on Stour (GB)

(73) Assignee: **Robert Welch Designs Ltd.**, Chipping
Campden (GB)

(**) Term: **15 Years**

(21) Appl. No.: **29/721,625**

(22) Filed: **Jan. 22, 2020**

(30) **Foreign Application Priority Data**

Dec. 13, 2019	(EM)	007387444-0007
Dec. 13, 2019	(EM)	007387444-0008
Dec. 13, 2019	(EM)	007387444-0009
Dec. 13, 2019	(EM)	007387444-0010
Dec. 13, 2019	(EM)	007387444-0011

(51) **LOC (13) Cl.** **07-03**

(52) **U.S. Cl.**
USPC **D7/645**

(58) **Field of Classification Search**
USPC D7/642-645, 653; 30/115, 129, 134,
30/136, 137, 142, 147, 148, 149, 150
CPC A47G 21/02; A47G 21/06; A47G 21/103;
B26B 11/00; B26B 29/025
See application file for complete search history.

(56) **References Cited**

U.S. PATENT DOCUMENTS

D440,831 S	4/2001	Welch et al.	
D455,936 S	4/2002	Welch	
D464,232 S *	10/2002	Tyler	D7/401.2
D491,025 S	6/2004	Welch	

D491,026 S	6/2004	Welch
D492,163 S	6/2004	Welch
D492,549 S	7/2004	Welch
D493,337 S	7/2004	Welch
D497,083 S	10/2004	Welch

(Continued)

Primary Examiner — Michael C Stout

Assistant Examiner — Katrina N Gonzalez

(74) *Attorney, Agent, or Firm* — MacMillan, Sobanski &
Todd, LLC

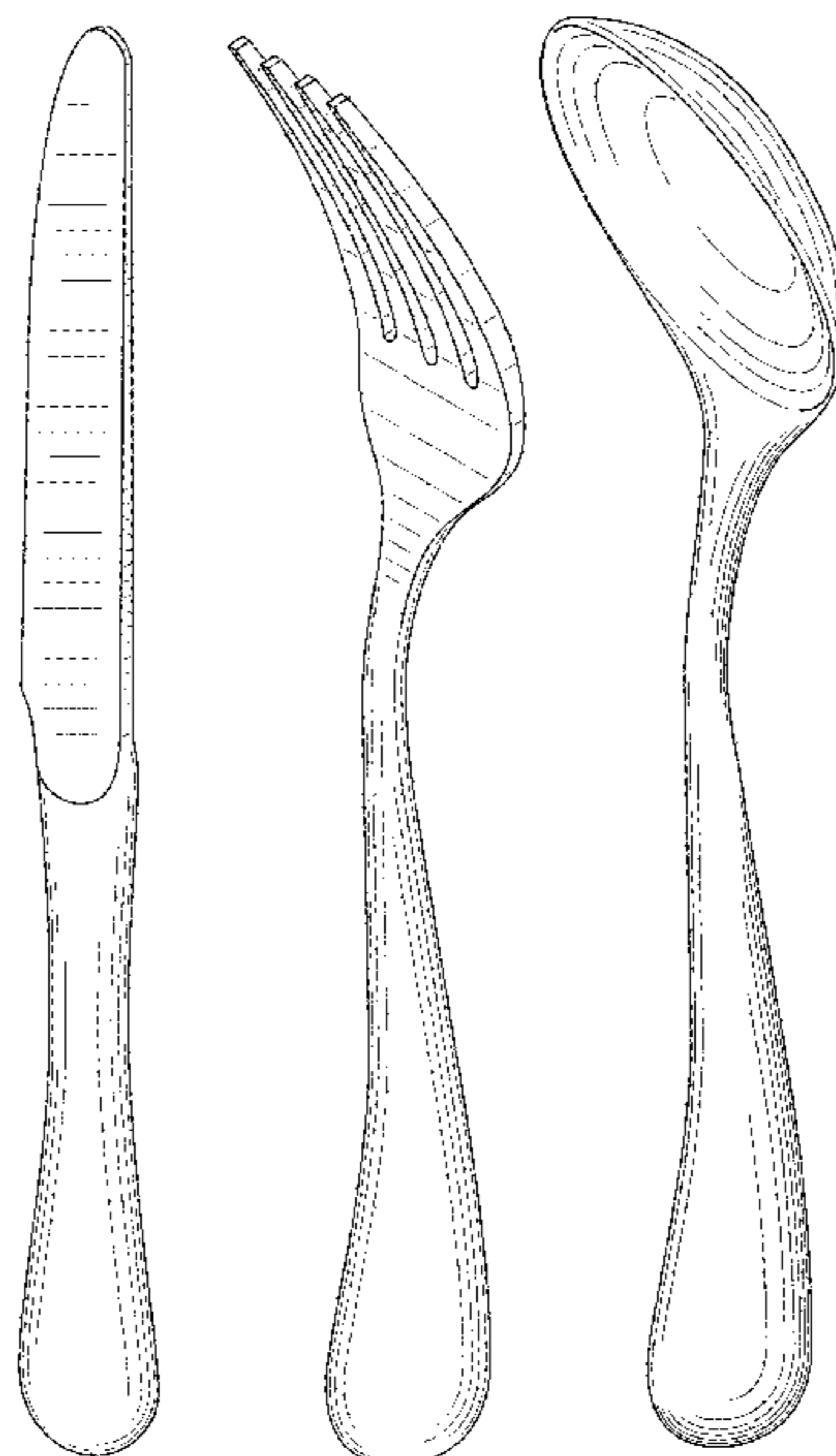
(57) **CLAIM**

The ornamental design for a cutlery set, as shown.

DESCRIPTION

FIG. 1 is a perspective view of a cutlery set comprising a knife, a fork, and a spoon showing my new design;
 FIG. 2 is a left side view of the knife, the right side view being a mirror image thereof;
 FIG. 3 is a top view thereof;
 FIG. 4 is a bottom view thereof;
 FIG. 5 is an end view thereof as seen from the blade end;
 FIG. 6 is an end view thereof as seen from the handle end;
 FIG. 7 is a top view of the fork;
 FIG. 8 is a bottom view thereof;
 FIG. 9 is a left side view thereof, the right side view being a mirror image thereof;
 FIG. 10 is an end view thereof as seen from the fork tines end;
 FIG. 11 is an end view thereof as seen from the handle end;
 FIG. 12 is a top view of the spoon;
 FIG. 13 is a bottom view thereof;
 FIG. 14 is a left side view thereof, the right side view being a mirror image thereof;
 FIG. 15 is an end view thereof as seen from the bowl end;
 and,
 FIG. 16 is an end view thereof as seen from the handle end.

1 Claim, 7 Drawing Sheets



(56)

References Cited

U.S. PATENT DOCUMENTS

D498,393 S 11/2004 Welch
 D556,518 S 12/2007 Russell-Clark
 D557,077 S 12/2007 Veevers
 D557,980 S 12/2007 de Bretton Gordon
 D558,533 S 1/2008 de Bretton Gordon
 D563,735 S 3/2008 Welch
 D564,833 S 3/2008 de Bretton Gordon
 D572,088 S 7/2008 de Bretton Gordon
 D572,525 S 7/2008 de Bretton Gordon
 D575,116 S 8/2008 Williams
 D575,997 S 9/2008 de Bretton Gordon
 D575,998 S 9/2008 de Bretton Gordon
 D579,730 S 11/2008 Williams
 D579,732 S 11/2008 de Bretton Gordon
 D597,384 S 8/2009 Williams
 D598,245 S * 8/2009 Coppo D7/649
 D614,913 S * 5/2010 Ito D7/401.2

D619,857 S 7/2010 Williams
 D621,228 S 8/2010 De Bretton Gordon
 D621,229 S 8/2010 De Bretton Gordon
 D629,659 S 12/2010 Williams
 D659,485 S 5/2012 Williams
 D659,486 S 5/2012 Williams
 D672,619 S 12/2012 deBretton Gordon
 D675,885 S 2/2013 Williams
 D679,152 S 4/2013 deBretton Gordon
 D694,071 S 11/2013 Williams
 D734,645 S 7/2015 deBretton Gordon
 D751,862 S 3/2016 deBretton Gordon
 D767,348 S 9/2016 deBretton Gordon et al.
 D817,117 S 5/2018 deBretton Gordon
 D817,725 S 5/2018 deBretton Gordon
 D849,472 S * 5/2019 Estabrooks D7/401.2
 D906,062 S * 12/2020 deBretton Gordon D7/645
 2011/0192038 A1 * 8/2011 Moon B25G 1/10
 30/340

* cited by examiner

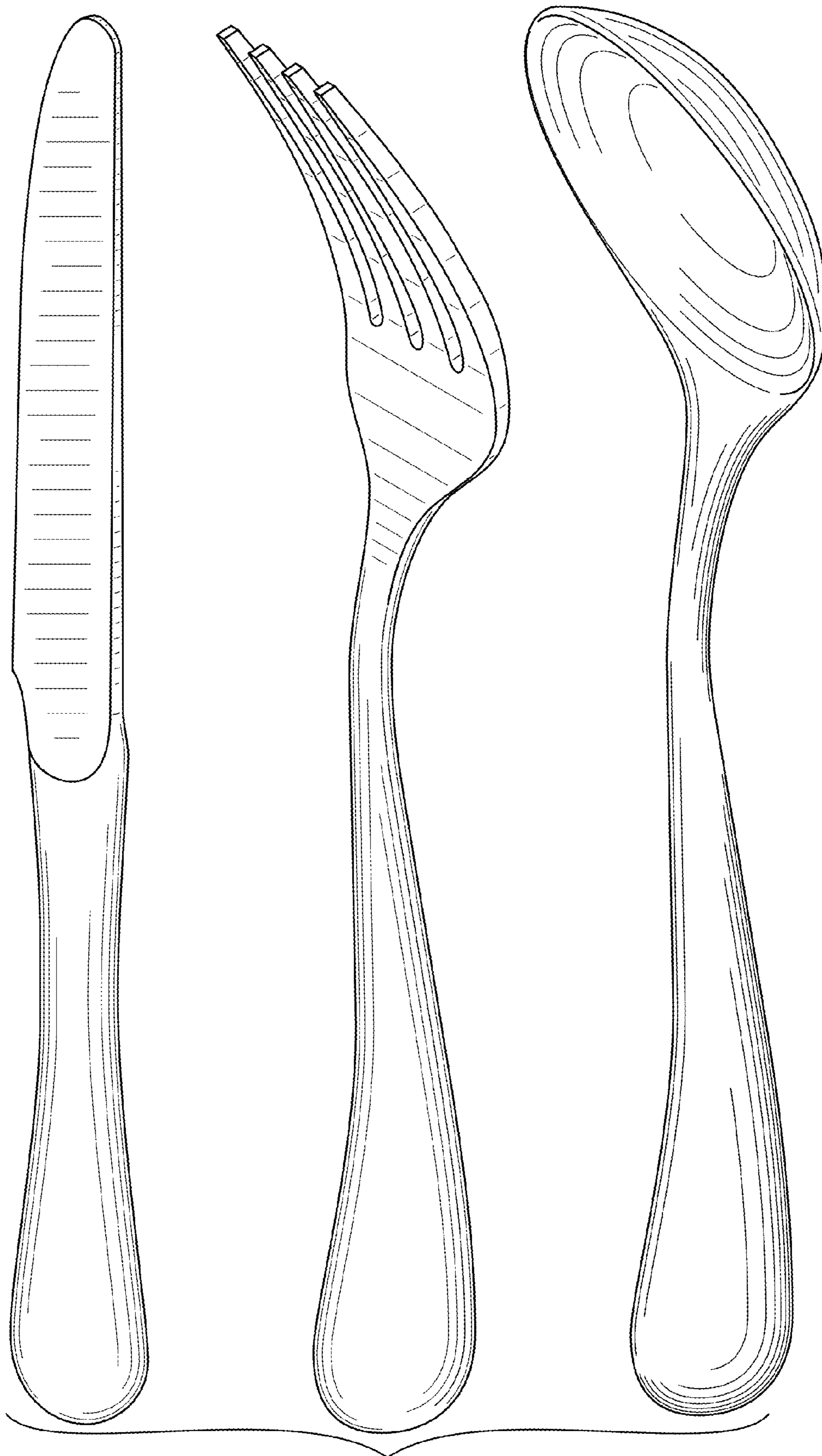


FIG. 1

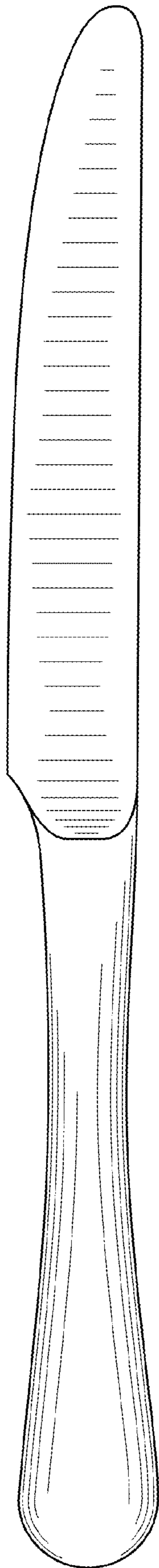


FIG. 2

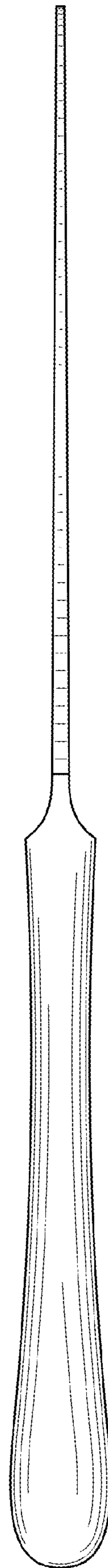


FIG. 3

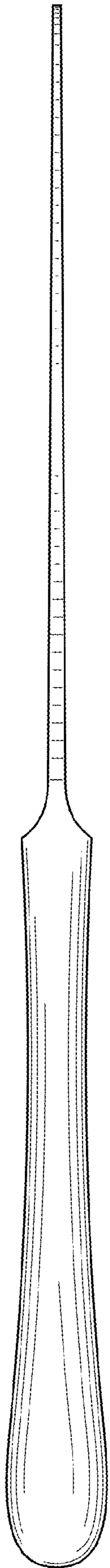


FIG. 4

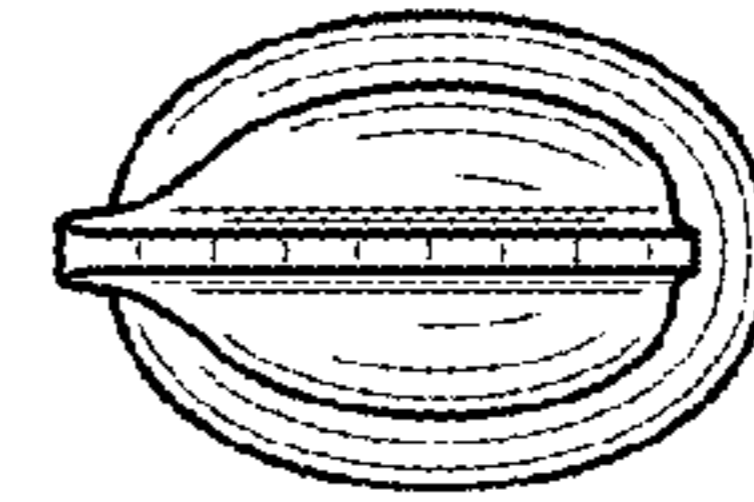


FIG. 5

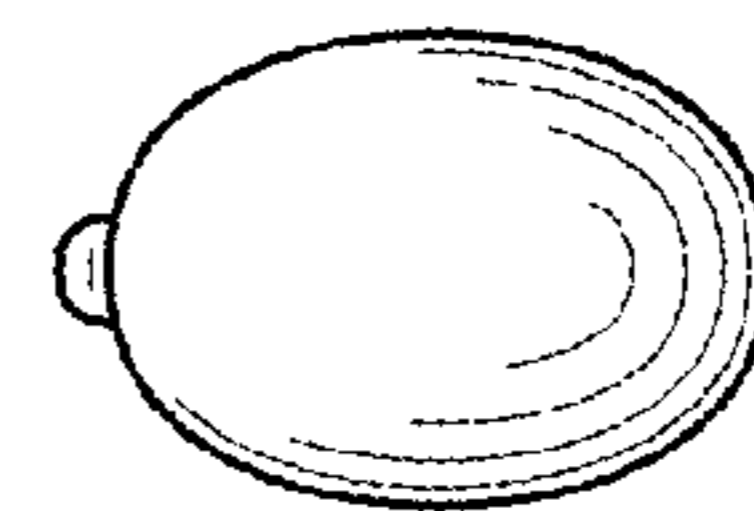


FIG. 6

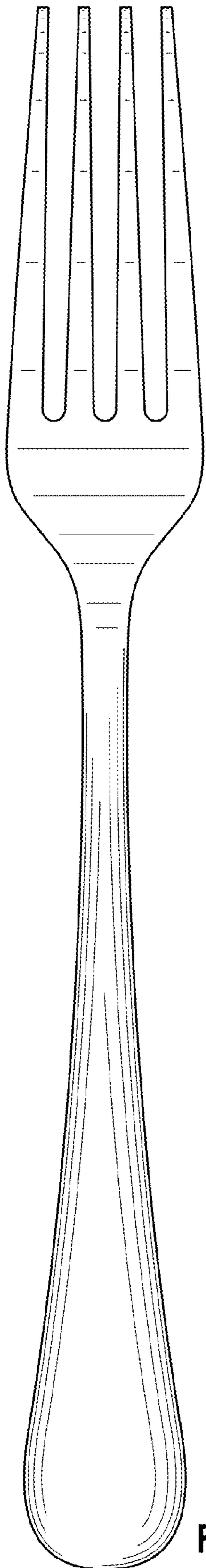


FIG. 7

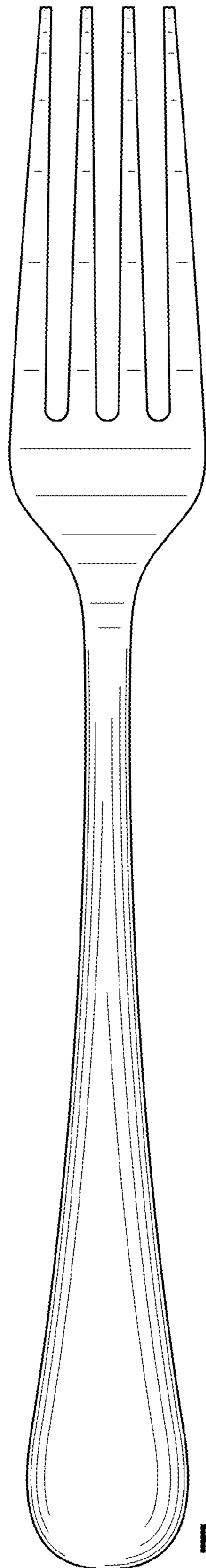


FIG. 8

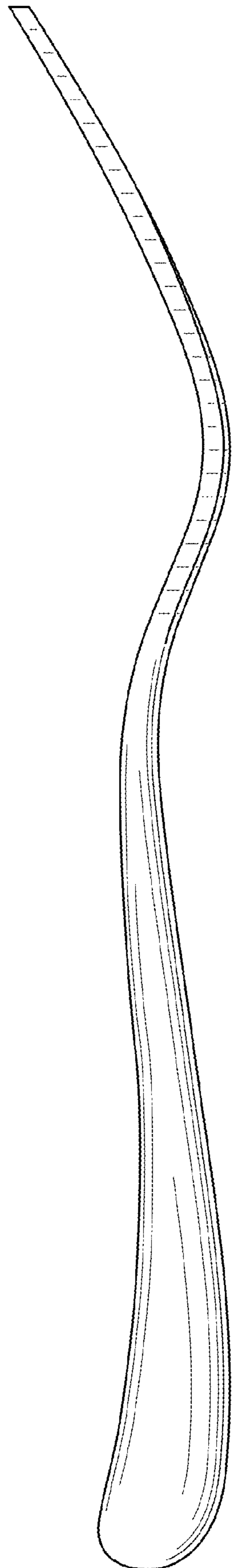


FIG. 9

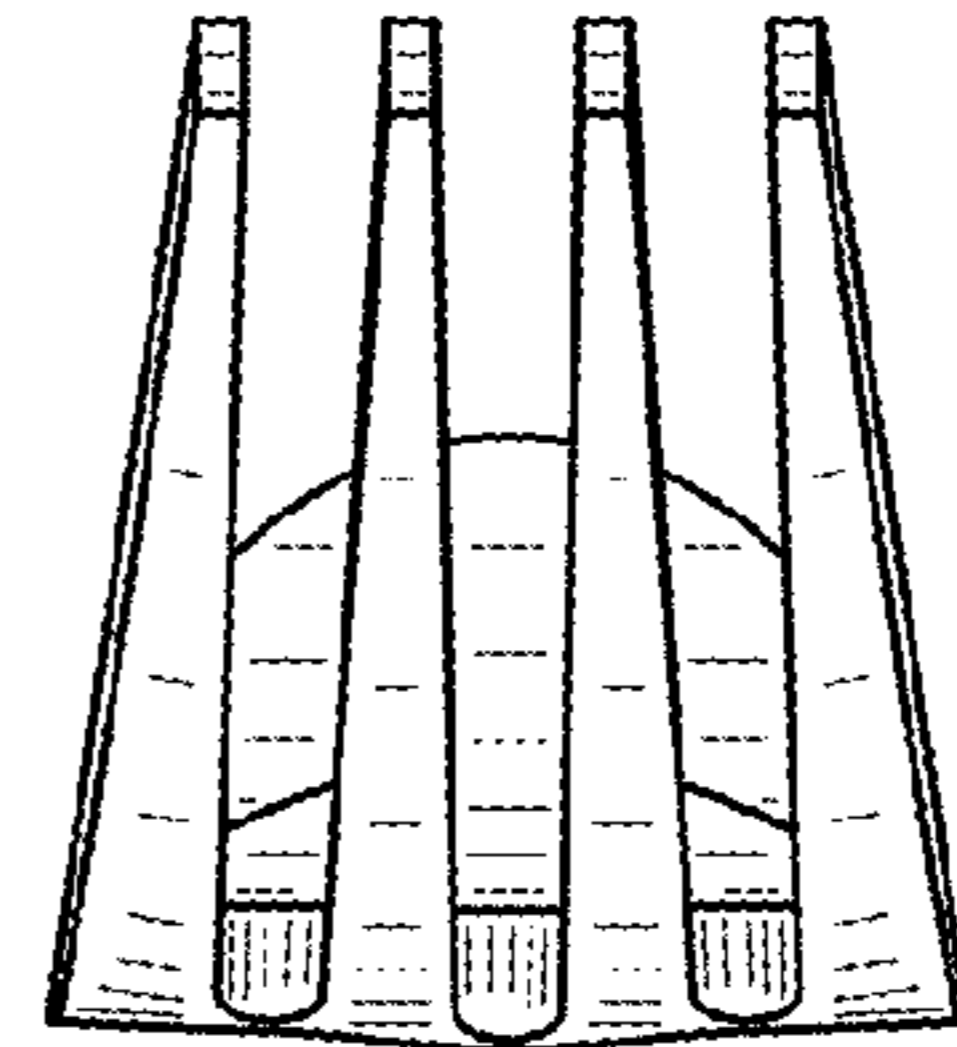


FIG. 10

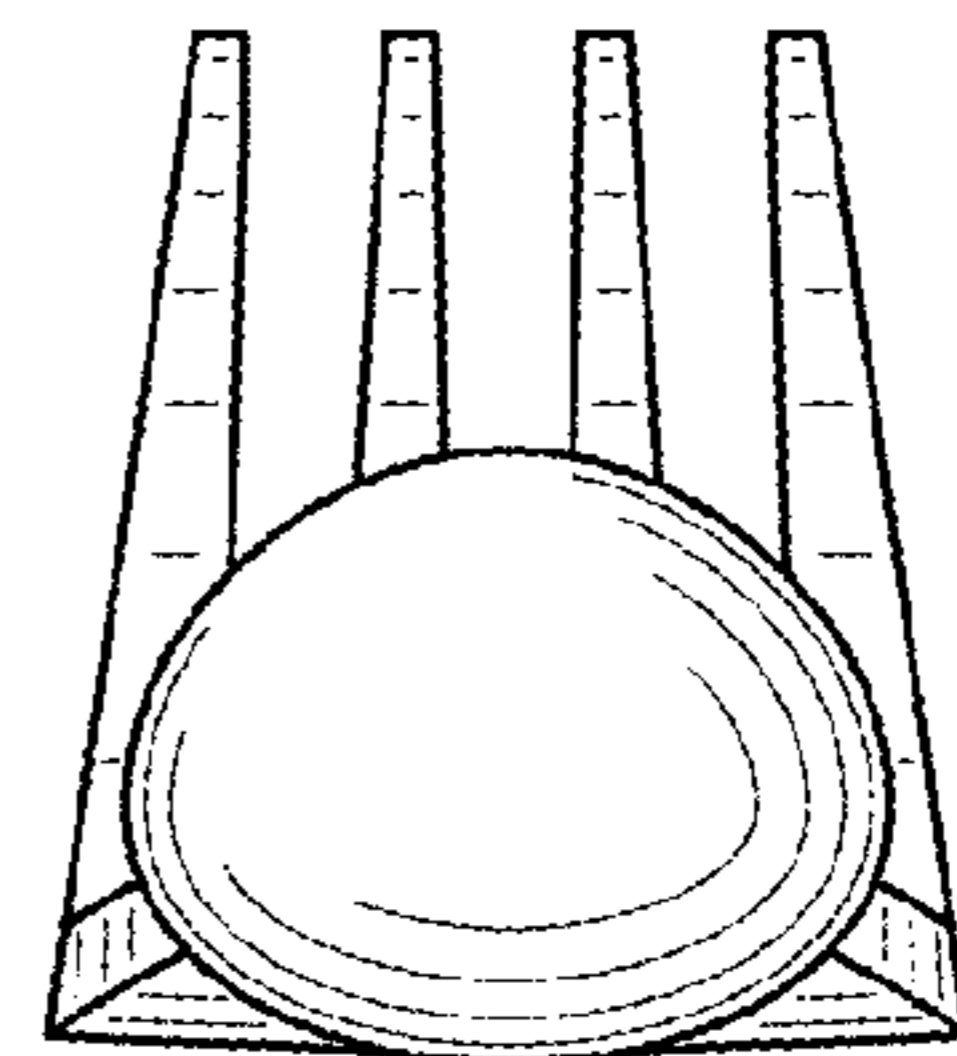


FIG. 11

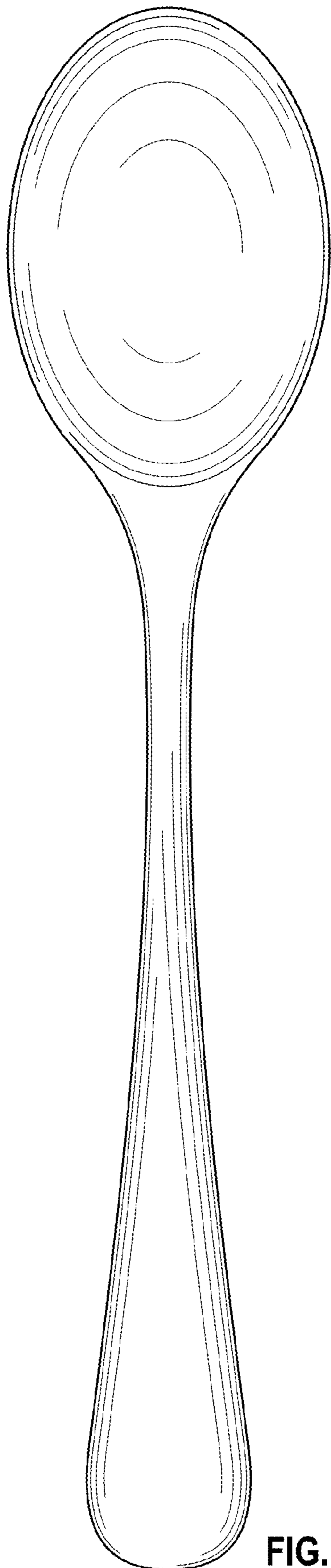


FIG. 12

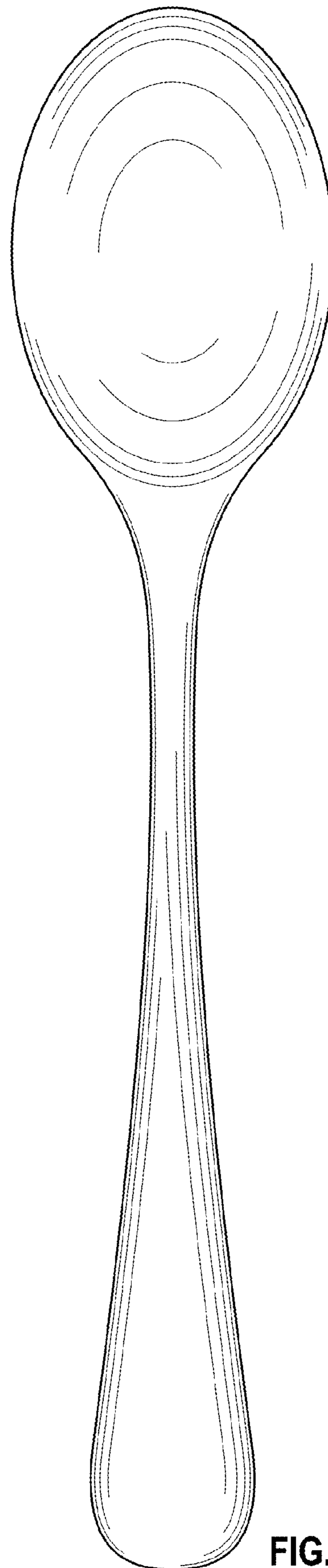


FIG. 13

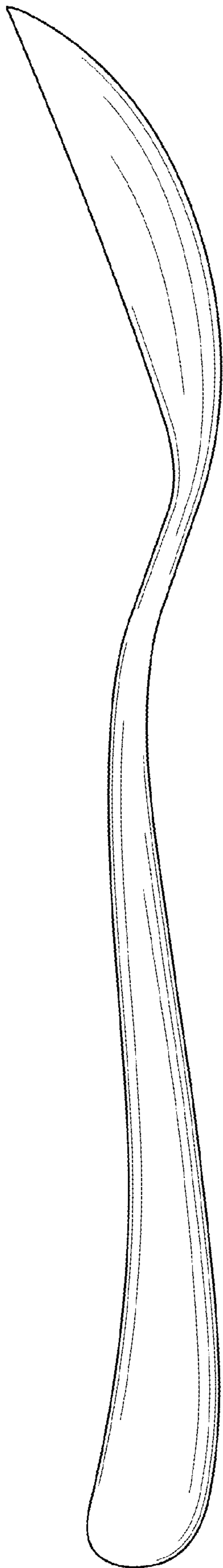


FIG. 14

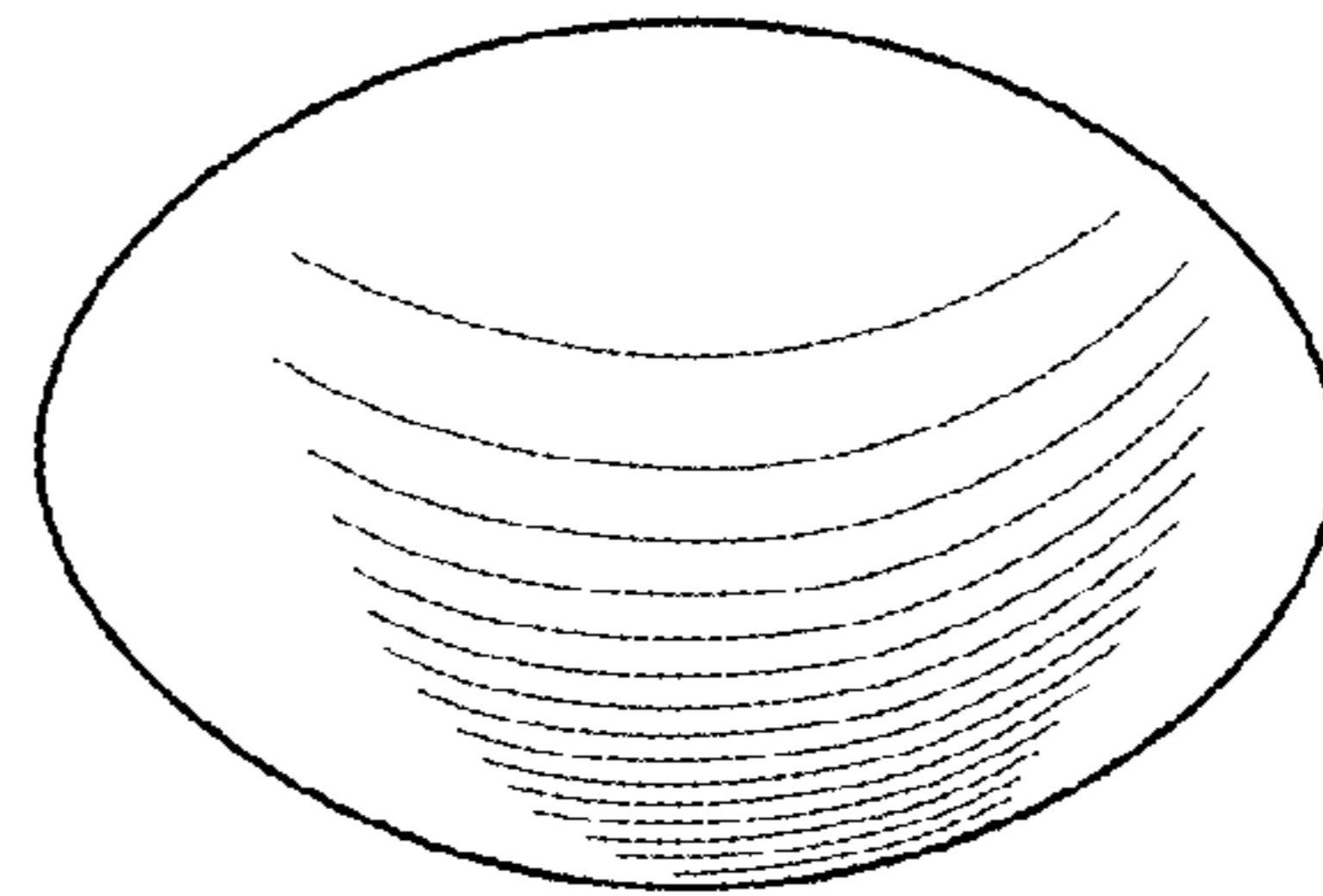


FIG. 15

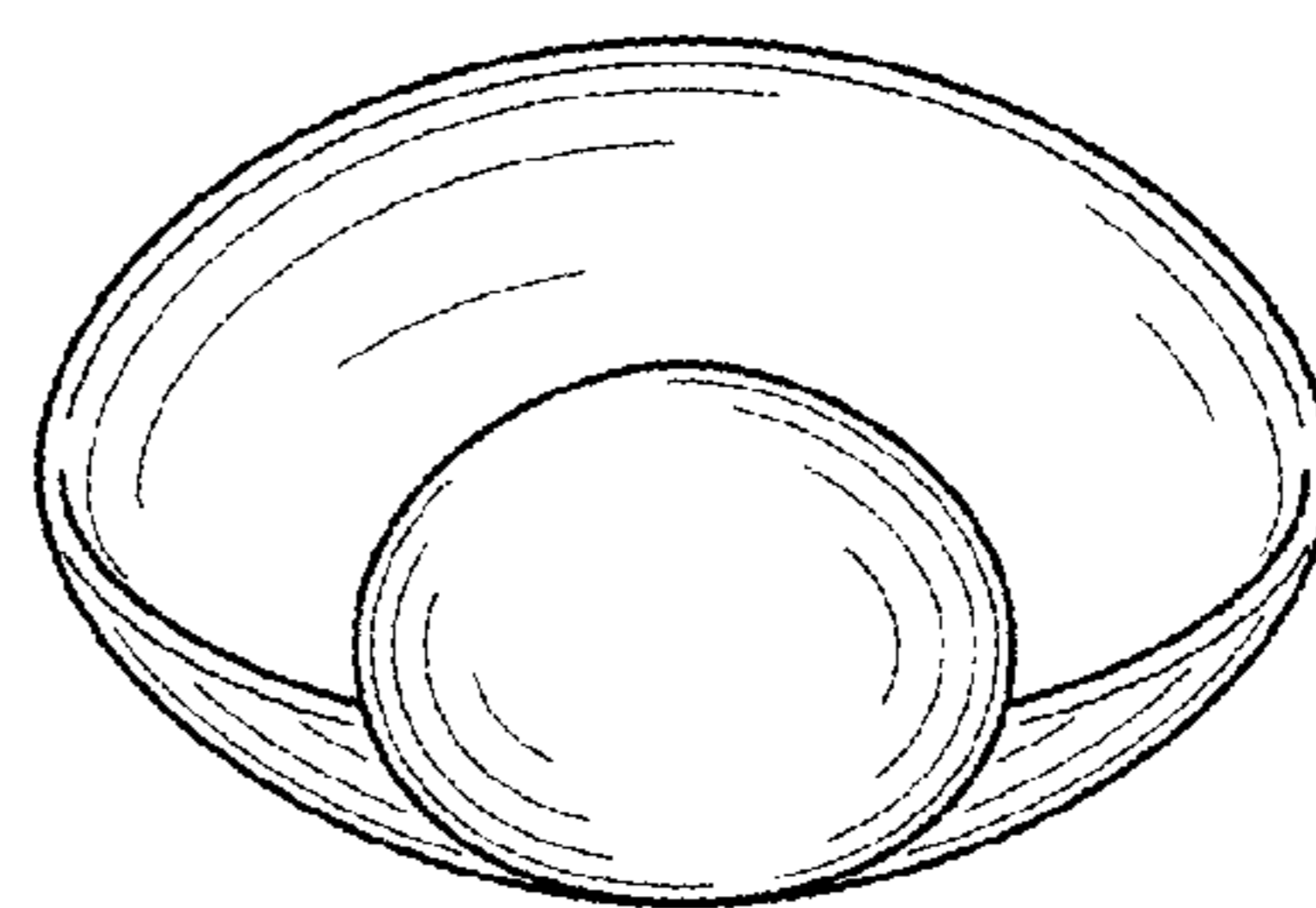


FIG. 16