



US00D915832S

(12) **United States Design Patent** (10) **Patent No.:** **US D915,832 S**
Nelson et al. (45) **Date of Patent:** **** Apr. 13, 2021**

(54) **GRIP**
(71) Applicant: **Arzarf, LLC**, Pittsburgh, PA (US)
(72) Inventors: **Monica K. Nelson**, Pittsburgh, PA (US); **Michael S. Stanley**, Pittsburgh, PA (US)
(73) Assignee: **Arzarf, LLC**, Pittsburgh, PA (US)
(**) Term: **15 Years**
(21) Appl. No.: **29/707,708**
(22) Filed: **Sep. 30, 2019**
(51) **LOC (13) Cl.** **07-01**
(52) **U.S. Cl.**
USPC **D7/624.2**
(58) **Field of Classification Search**
USPC D8/107, 300, 303, 307, 310, 321, 322;
D23/250-254; D7/393, 394, 395, 396,
D7/624.2, 625
CPC B65D 81/3876; B65D 81/3865; B65D
2203/00; B65D 23/08; B65D 23/0842;
B65D 25/20
See application file for complete search history.

D795,648 S * 8/2017 Lapsker D7/523
D836,405 S * 12/2018 Roberts A47G 23/02
D7/624.2
D837,599 S * 1/2019 Eyal D7/523
(Continued)

FOREIGN PATENT DOCUMENTS

GB 2356450 A 5/2001

OTHER PUBLICATIONS

Takeya, 40 oz Originals Insulated Water Bottle <https://takeyauds.com/products/originals-40oz-insulated-stainless-steel-water-bottle>. May 18, 2018 5 pages.

(Continued)

Primary Examiner — Lauren R Calve

(57) **CLAIM**

The ornamental design for a grip, as shown and described.

DESCRIPTION


FIG. 1 is a top view of an embodiment of a grip showing our new design;
FIG. 2 is a bottom view thereof;
FIG. 3 is a front view thereof;
FIG. 4 is a back view thereof;
FIG. 5 is a side view thereof;
FIG. 6 is an opposite side view thereof;
FIG. 7 is a top view of a second embodiment of a grip showing our new design;
FIG. 8 is a bottom view thereof;
FIG. 9 is a front view thereof;
FIG. 10 is a back view thereof;
FIG. 11 is a side view thereof; and,
FIG. 12 is an opposite side view thereof.
The broken lines in the figures are for the purpose of showing portions of the grip or container that form no part of the claimed design.

1 Claim, 12 Drawing Sheets

(56) **References Cited**

U.S. PATENT DOCUMENTS

3,787,993 A 1/1974 Lyon
4,548,349 A 10/1985 Tunberg
5,658,015 A 8/1997 Allegre
D383,947 S 9/1997 Schaefer
5,704,144 A 1/1998 Groth
5,826,786 A 10/1998 Dickert
6,814,253 B2 11/2004 Wong
D600,115 S 9/2009 Trayser
7,922,031 B1 4/2011 Prince
D640,507 S * 6/2011 Selina D7/607
D651,474 S * 1/2012 Gut D7/624.2
D664,812 S * 8/2012 Bickert D7/624.2
D772,021 S * 11/2016 Joy D7/624.2



(56)

References Cited

U.S. PATENT DOCUMENTS

D842,051 S * 3/2019 Laustsen D7/624.2
 D845,073 S * 4/2019 Liu D7/507
 D868,548 S * 12/2019 Kerkvliet D7/624.2
 D885,847 S * 6/2020 Laustsen D7/624.2
 2003/0146228 A1 8/2003 Davis et al.
 2005/0029273 A1* 2/2005 Hechmati A47G 23/0216
 220/737
 2006/0186129 A1 8/2006 Allnutt et al.
 2006/0207132 A1 9/2006 Vaughan et al.
 2007/0138188 A1 6/2007 Mace et al.
 2007/0212501 A1* 9/2007 Wolfe B65D 81/3876
 428/34.1
 2007/0215626 A1 9/2007 Wright, Jr. et al.
 2008/0041864 A1 2/2008 Wong
 2008/0047967 A1 2/2008 Brunner et al.
 2008/0078824 A1 4/2008 Spriegel
 2009/0293328 A1 12/2009 Bull
 2009/0321460 A1* 12/2009 Kim B65D 81/3876
 220/738
 2010/0101124 A1 4/2010 Sorensen

2010/0170819 A1 7/2010 Skinner et al.
 2010/0236119 A1 9/2010 Pellei
 2010/0314351 A1 12/2010 Hoefling
 2012/0043243 A1* 2/2012 Selina B65D 81/3876
 206/459.5
 2012/0097685 A1 4/2012 Babinsky et al.
 2012/0325836 A1 12/2012 Nenniger
 2016/0244206 A1 8/2016 Coplin

OTHER PUBLICATIONS

U.S. Appl. No. 11/844,173, filed Aug. 23, 2007, First Named Inventor: Spriegel. Office Action dated Aug. 18, 2009. 12 pages.
 Kablo Water Bottle Sleeve <https://shopkablo.com/products/kablo-silicone-sleeve> May 18, 2018 6 pages.
 Hydro Flask Splash Blands www.rei.com/product/887837/hydro-flask-splash-bands May 10, 2017, 5 pages.
 amazon.com: Haniwear (2 pack) Water Bottle Carrier Grip for Running, Soft band holder strap makes any bottle handheld. Bike, gym or jogging (black) www.amazon.com/Handiwear-Carrier-Running-handheld-jogging/dp/B01B0NHEUY May 18, 2018 7 pages.

* cited by examiner

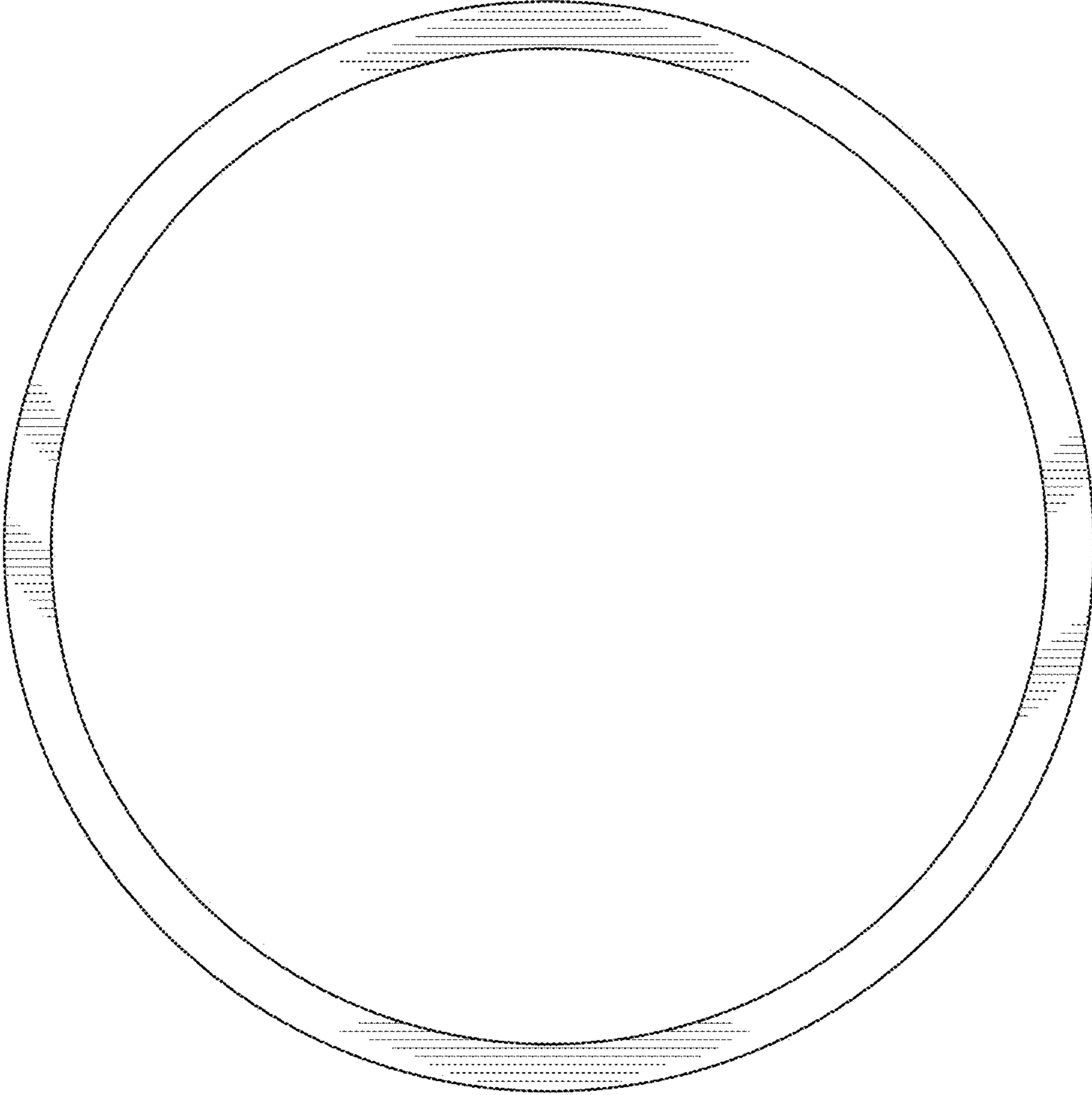


Fig. 1




Fig. 2




Fig. 3




Fig. 4




Fig. 5




Fig. 6

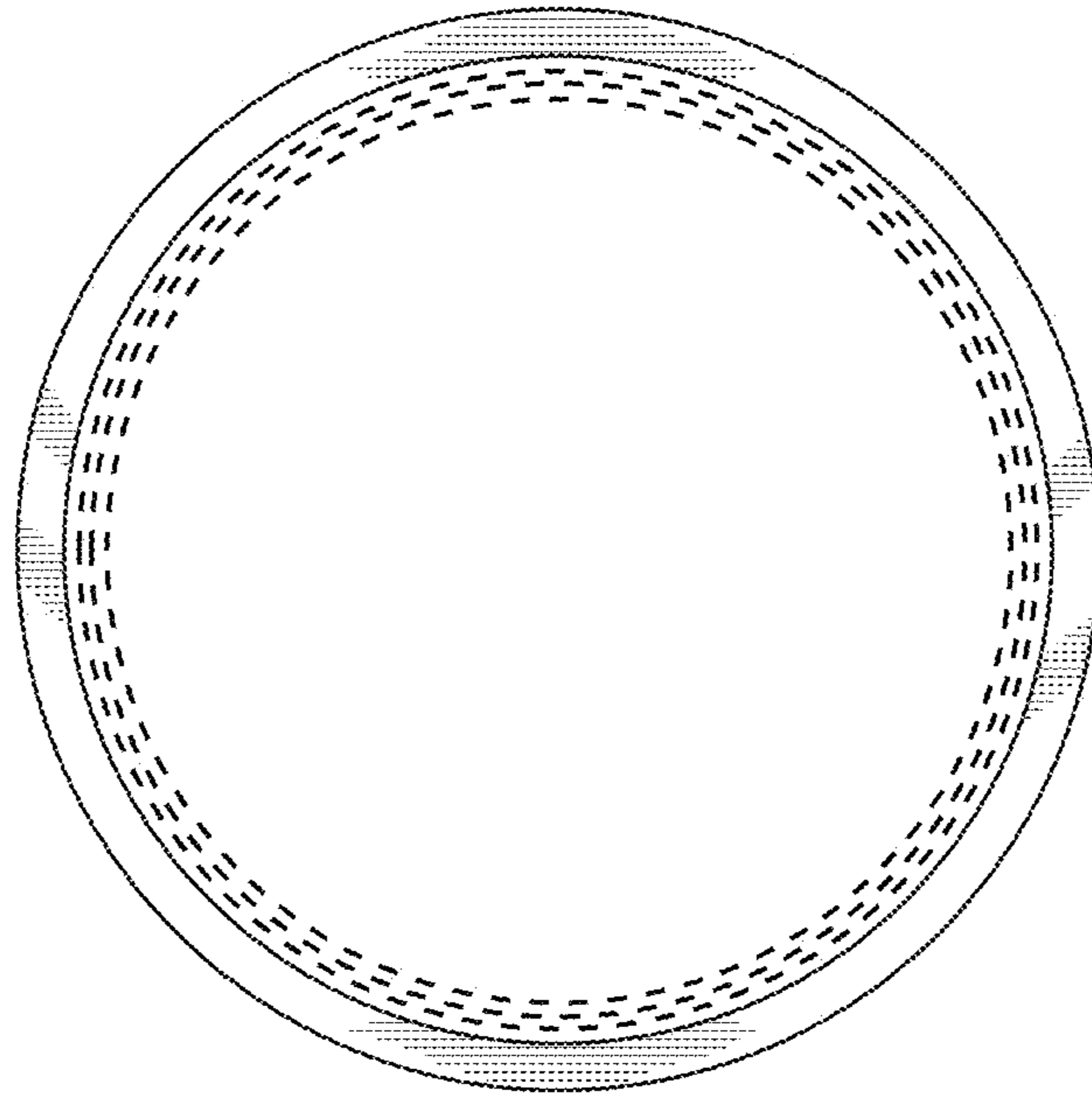


Fig. 7

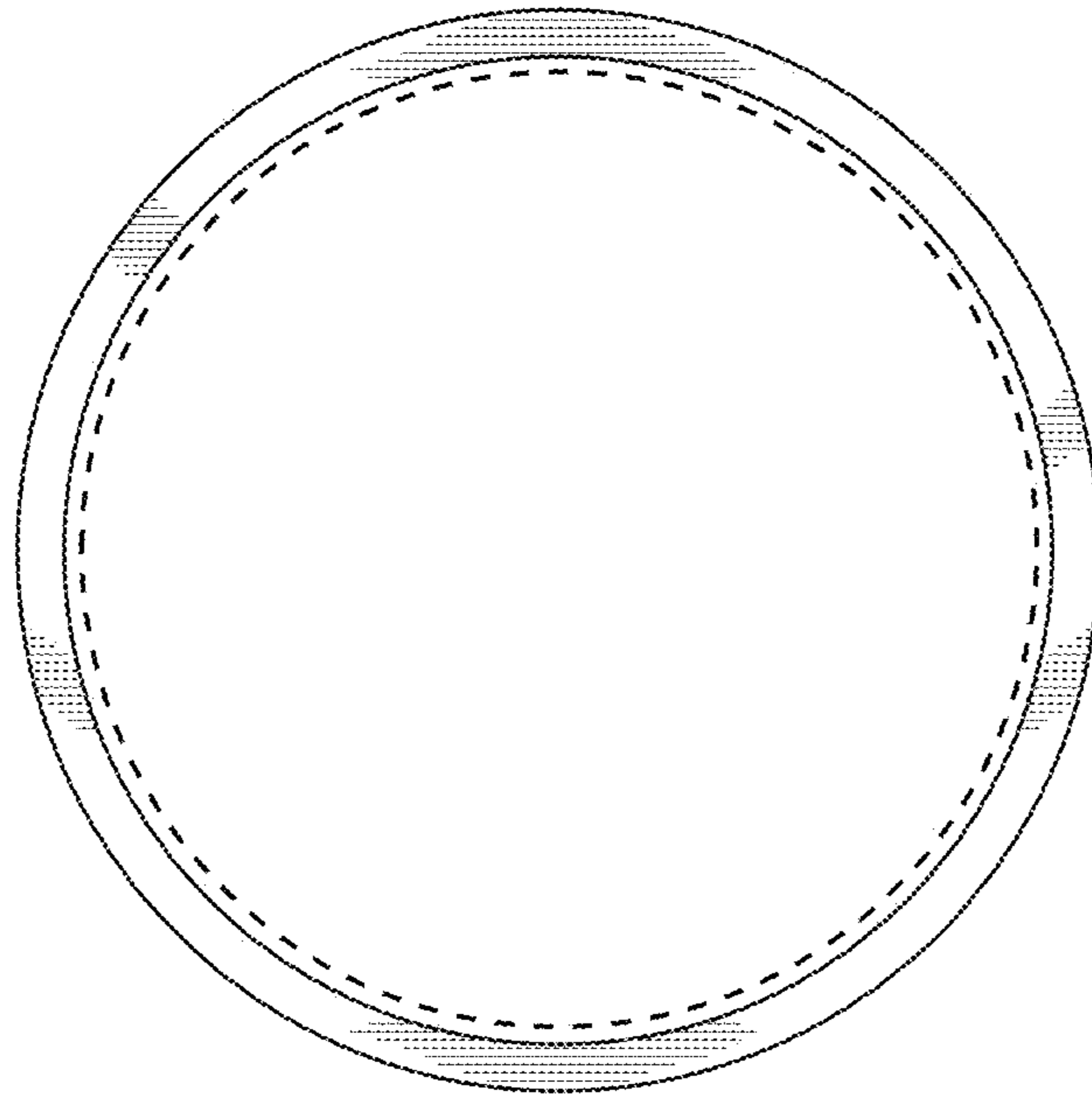


Fig. 8




Fig. 9




Fig. 10




Fig. 11




Fig. 12