



US00D915830S

(12) **United States Design Patent** (10) **Patent No.:** **US D915,830 S**
Willett (45) **Date of Patent:** **** *Apr. 13, 2021**

(54) **CONDIMENT DIPPING CUP**
(71) Applicant: **Michael Willett**, Dacula, GA (US)
(72) Inventor: **Michael Willett**, Dacula, GA (US)
(*) Notice: This patent is subject to a terminal disclaimer.
(**) Term: **15 Years**
(21) Appl. No.: **29/606,580**
(22) Filed: **Jun. 6, 2017**
(51) **LOC (13) Cl.** **07-01**
(52) **U.S. Cl.**
USPC **D7/555**
(58) **Field of Classification Search**
USPC D7/500, 555
CPC A47G 19/02
See application file for complete search history.

7,104,030 B2 * 9/2006 Schiltz B65D 1/36
53/411
7,172,072 B2 * 2/2007 Schiltz B65D 1/36
206/457
D540,112 S * 4/2007 Nichols D7/354
D563,728 S * 3/2008 Welch, III D7/500
D574,187 S * 8/2008 Jarratt D7/504
D610,407 S * 2/2010 Rauckman D7/553.1
D636,950 S * 4/2011 Lawson D30/161
8,322,558 B2 * 12/2012 Andrews A47G 19/02
220/501
D732,344 S * 6/2015 Clark D7/553.1
9,044,111 B2 * 6/2015 Zox A47G 19/06
D736,623 S * 8/2015 Brannock D9/447
D762,420 S * 8/2016 Boyden D30/130
D780,571 S * 3/2017 Crawford D9/424
D796,268 S * 9/2017 Karsevar D7/551.1
10,076,198 B2 * 9/2018 Bertin A47G 19/02
D838,142 S * 1/2019 Davies D7/553.2

* cited by examiner

Primary Examiner — Cynthia R Underwood
(74) *Attorney, Agent, or Firm* — Benjamin Balsler; Next IP Law Group

(56) **References Cited**
U.S. PATENT DOCUMENTS

1,520,402 A * 12/1924 Clemans A47G 19/02
206/0.84
2,175,500 A * 10/1939 Bemis A47G 19/02
220/23.4
D298,296 S * 11/1988 Washburn D7/553.6
D341,750 S * 11/1993 Scicolone D7/543
D342,646 S * 12/1993 Sicard D7/551.1
5,676,275 A * 10/1997 Khattar A47G 19/02
220/23.83
D438,064 S * 2/2001 Indekeu D7/586
D468,589 S * 1/2003 Bulcher B65D 1/36
D7/553.1
D483,998 S * 12/2003 Bulcher D7/553.1
D489,941 S * 5/2004 Bulcher D7/553.1
D499,306 S * 12/2004 Laib D7/586
D516,382 S * 3/2006 King D7/553.8
7,013,618 B2 * 3/2006 Schiltz B65B 35/50
53/411

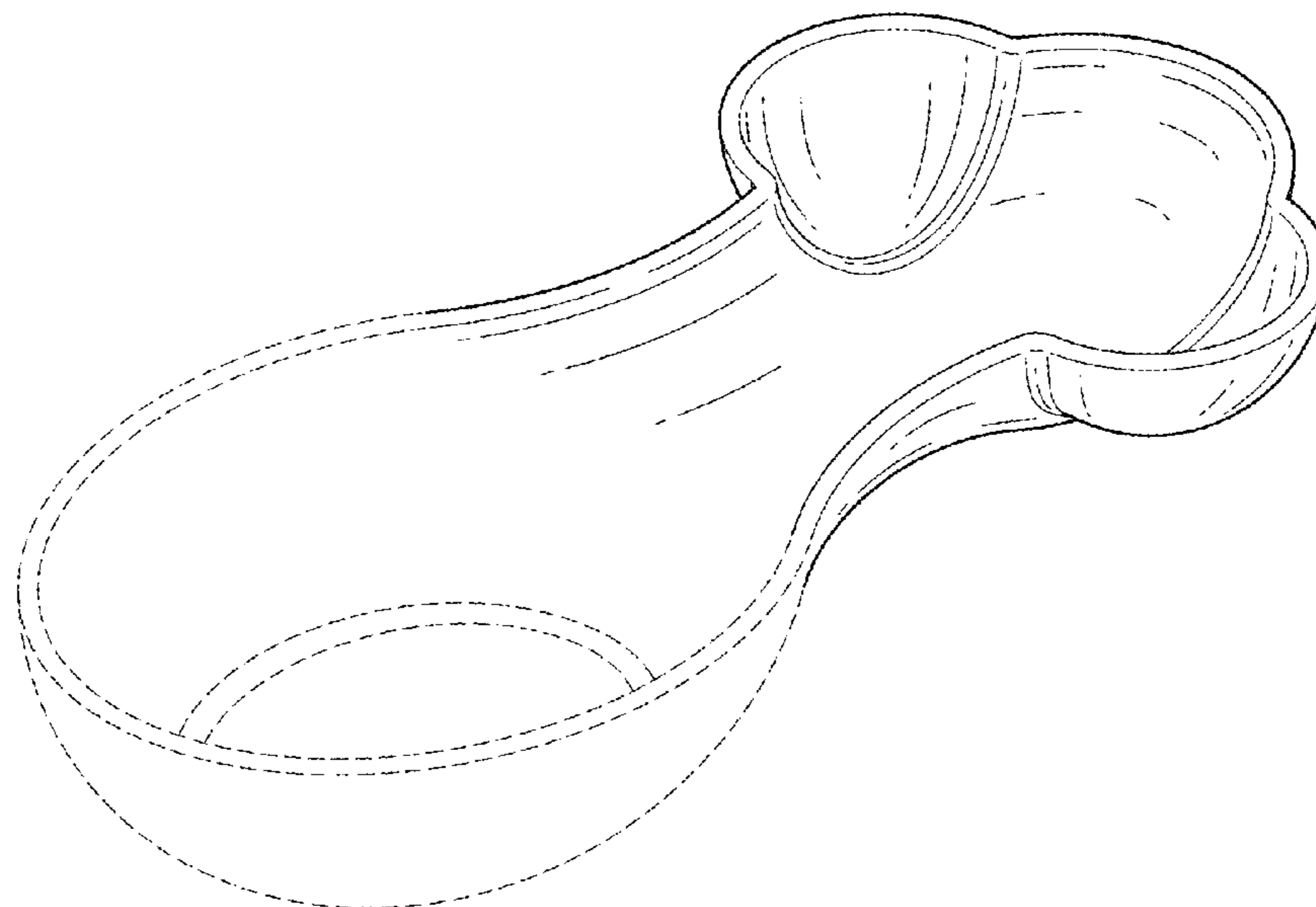
(57) **CLAIM**

The ornamental design for a condiment dipping cup, as shown and described.

DESCRIPTION

FIG. 1 is a front perspective view of a condiment cup showing my new design;
FIG. 2 is a front elevation view thereof;
FIG. 3 is a rear elevation view thereof;
FIG. 4 is a right side view thereof;
FIG. 5 is a left side view thereof;
FIG. 6 is a top view thereof; and,
FIG. 7 is a bottom view thereof.
The broken line is included for the purpose of illustrating environment and forms no part of the claimed design.

1 Claim, 2 Drawing Sheets



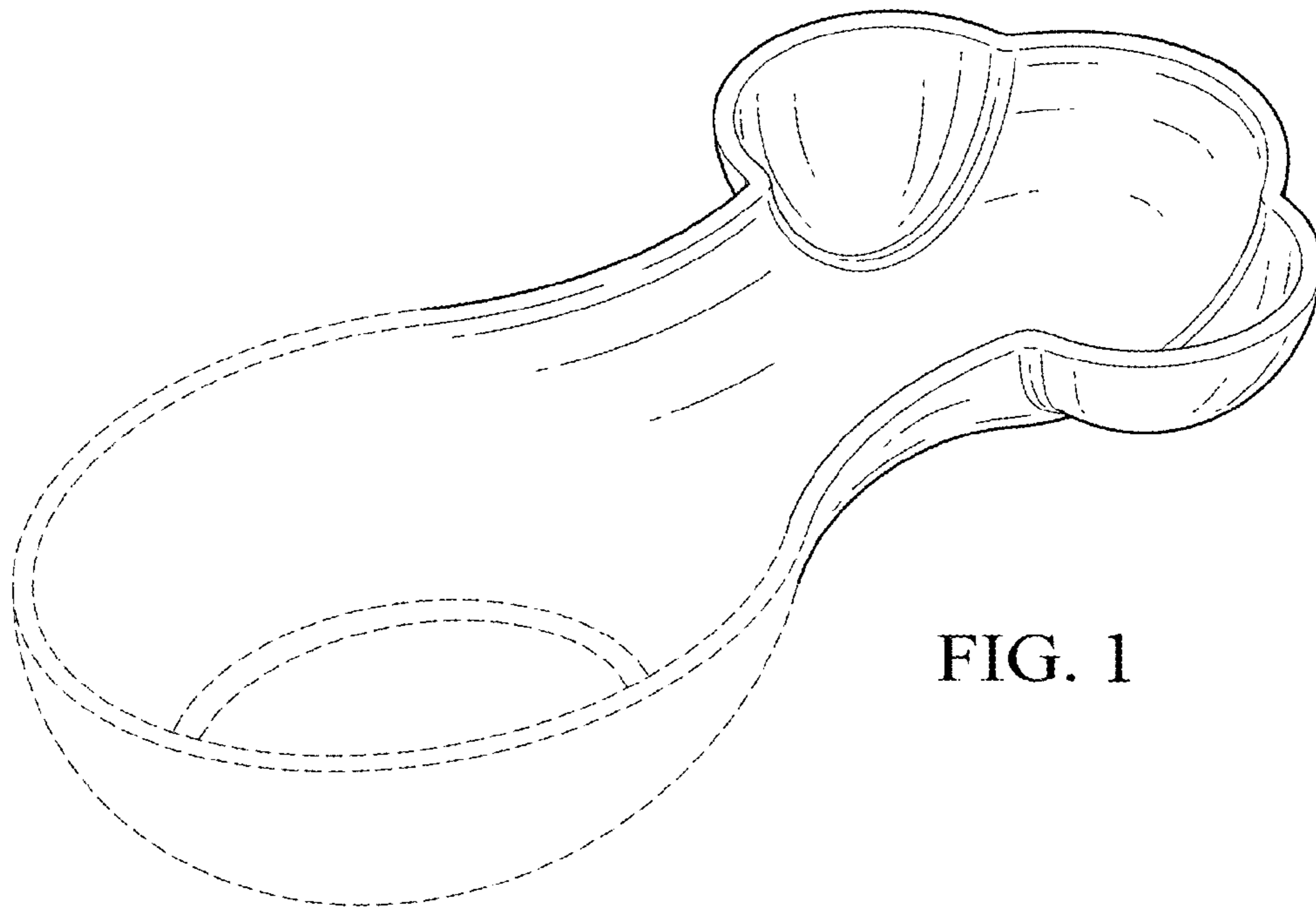


FIG. 1




FIG. 2




FIG. 3




FIG. 4

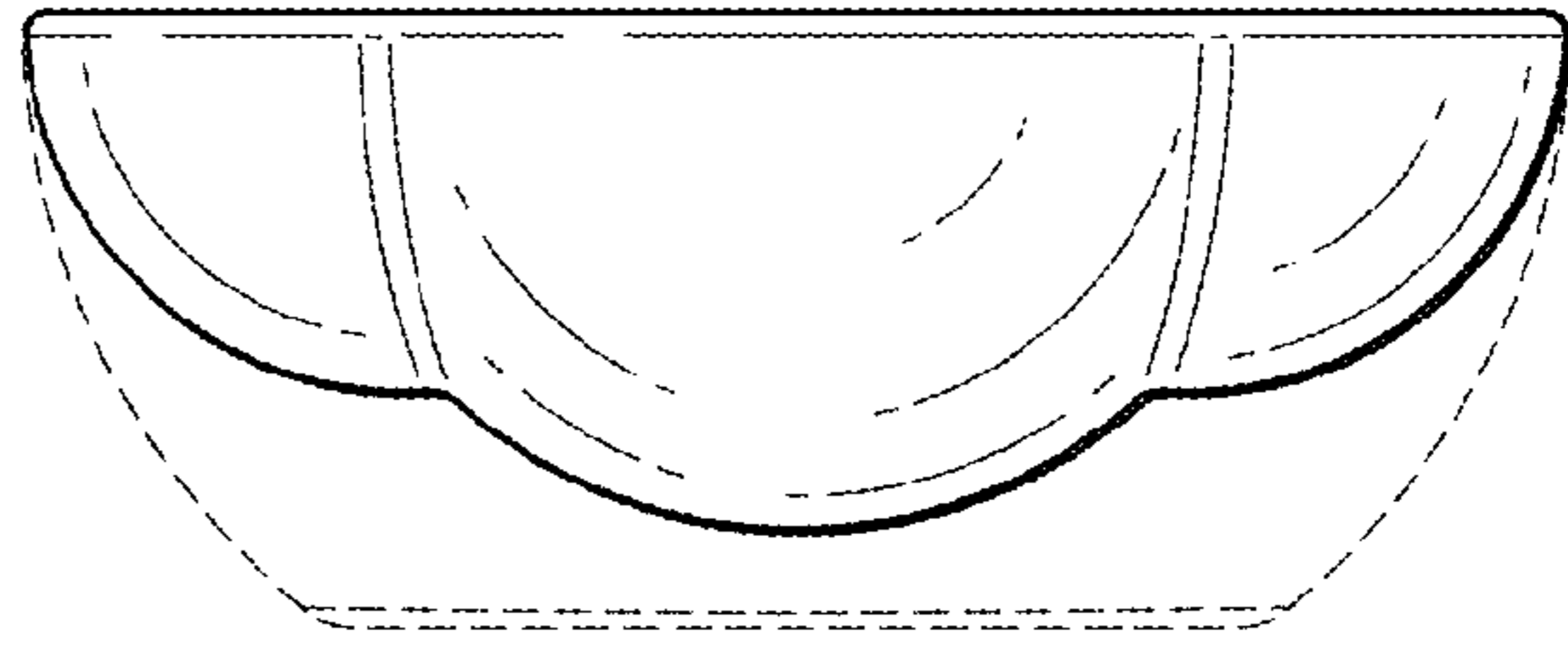


FIG. 5

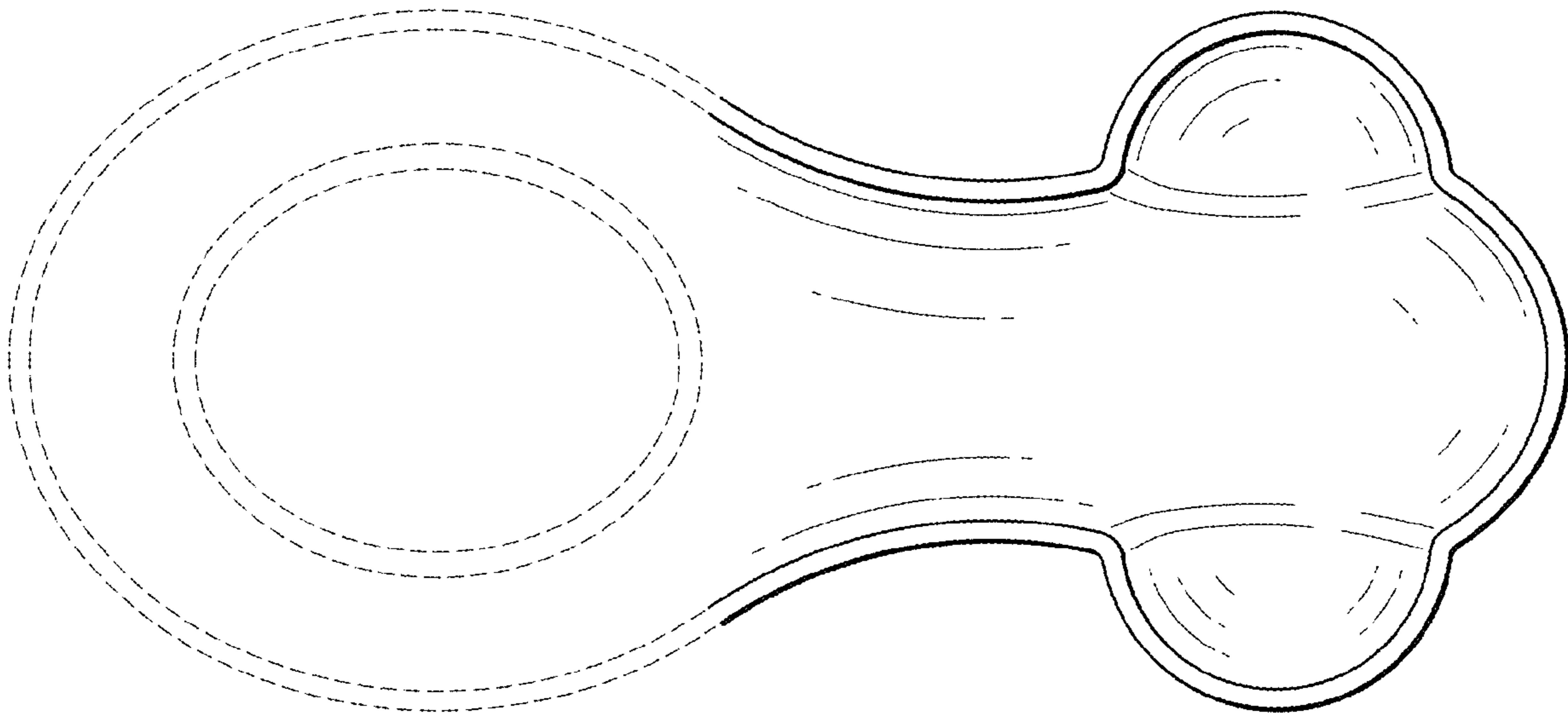


FIG. 6

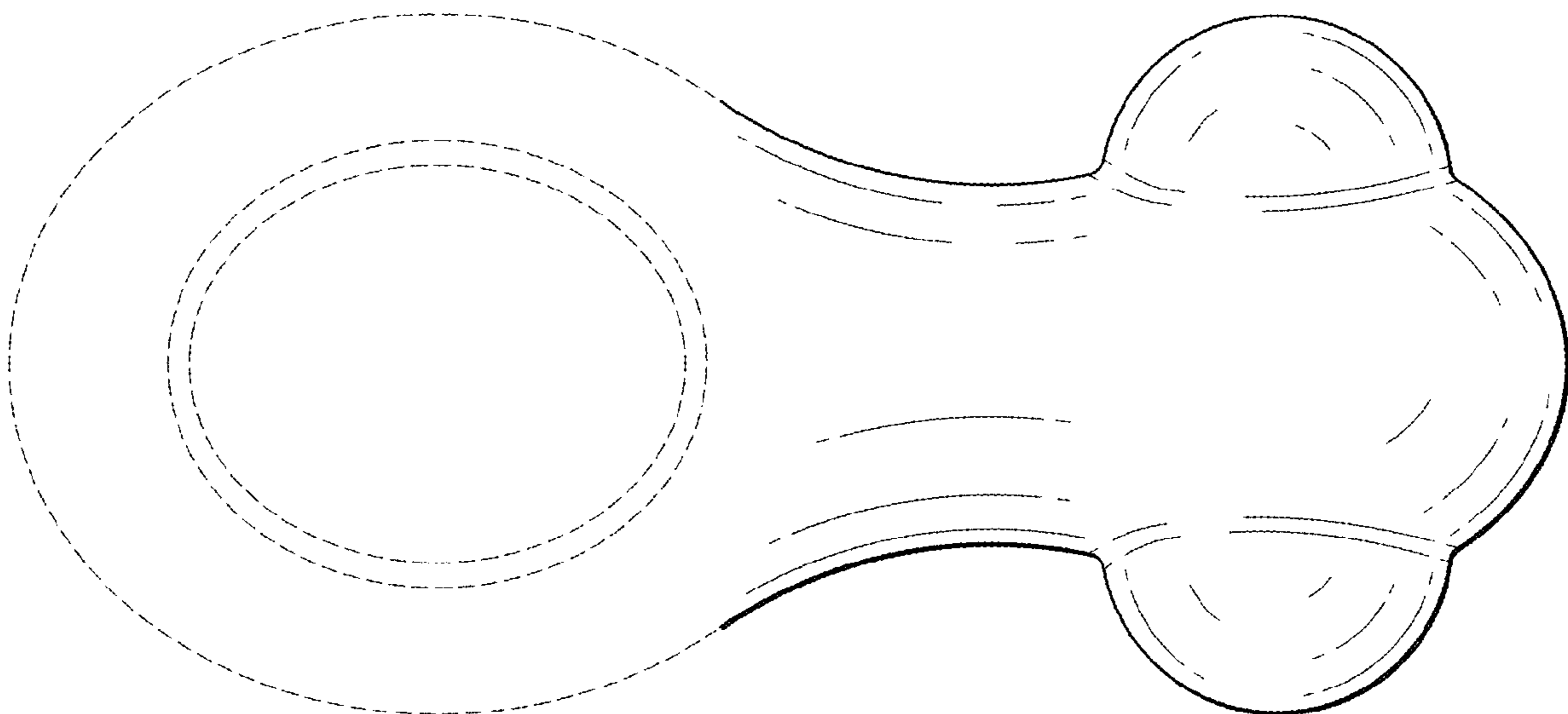


FIG. 7